

FORSYTH COUNTY

BOARD OF COMMISSIONERS

MEETING DATE: AUGUST 6, 2020

AGENDA ITEM NUMBER: 19

**SUBJECT: RESOLUTION APPROVING THE TAX COLLECTOR'S ANNUAL SETTLEMENT
FOR FISCAL YEAR 2019-2020 AND PRIOR YEARS**

COUNTY MANAGER'S RECOMMENDATION OR COMMENTS:

SUMMARY OF INFORMATION:

ATTACHMENTS:

YES

NO

SIGNATURE: _____

COUNTY MANAGER

DATE: _____

**RESOLUTION APPROVING
THE TAX COLLECTOR'S ANNUAL SETTLEMENT
FOR FISCAL YEAR 2019-2020 AND PRIOR YEARS**

WHEREAS pursuant to the provisions of N.C.G.S. 105-373, the Tax Collector has made his report of settlement to the Forsyth County Board of Commissioners for fiscal year 2019-2020 and prior years after July 1 and before he is charged with taxes for the current fiscal year, 2020-2021;

WHEREAS based upon the written and oral report of settlement of the Tax Collector, the Forsyth County Board of Commissioners has made sufficient inquiry in order to reach a determination that the collection work of the Tax Collector has been performed satisfactorily and that the Tax Collector has done everything that he could have done to collect taxes on whatever property may have been available;

WHEREAS as required by N.C.G.S. 105-373, before being charged with taxes for the current fiscal year, the Tax Collector has presented to the Board of Commissioners a list of the persons owning real property whose taxes for the preceding fiscal year remain unpaid and the principal amount owed by each person and a list of the persons not owning real property whose personal property taxes for the preceding fiscal year remain unpaid and the principal amount owed by each person, along with a statement under oath that he has made diligent efforts to collect the taxes due from the persons listed out of their personal property and by other means available to him for collection, and he has reported such other information concerning taxpayers as may be of interest to or required by the Board of Commissioners, including a report of his efforts to make collection outside the taxing unit under the provisions of G.S. 105-364;

WHEREAS the settlement of the Tax Collector, including the settlement for the taxes for prior years, which are attached hereto, together with this action of the Board of Commissioners, shall be entered in full upon the minutes of the said Board; and

WHEREAS approval of this settlement does not relieve the Tax Collector or his bondsmen of liability for any shortage actually existing at the time of the settlement and thereafter discovered, nor does it relieve the collector of any criminal liability;

NOW, THEREFORE, BE IT RESOLVED, by the Forsyth County Board of Commissioners that the list of persons owning real property whose 2019 real property taxes remain unpaid and the list of persons not owning real property whose 2019 personal property taxes remain unpaid and the principal amount owed by each person are hereby acknowledged as received; the attached collection reports of 2010 through 2019 taxes, and unpaid taxes for 2010 through 2019, as of June 30, 2020, are acknowledged as received; the report of underpayment and overpayment of taxes is acknowledged as received; the report of minimal taxes is acknowledged as received; and the report concerning the efforts made to locate taxpayers who have moved from the taxing unit, the efforts made to locate personal property in other taxing units belonging to delinquent taxpayers, and the efforts made under the provisions of N.C.G.S. 105-364 to collect taxes is acknowledged as received;

BE IT FURTHER RESOLVED, by the Forsyth County Board of Commissioners that the annual settlement of the Tax Collector for fiscal year 2019-2020 and prior years is hereby accepted as presented by the Tax Collector; and

BE IT FURTHER RESOLVED, by the Forsyth County Board of Commissioners that the following documents attached hereto and incorporated herein are approved, and described as follows:

1. Settlement of 2019 Tax Accounts as of June 30, 2020, including the following that the Tax Collector shall be charged with: the total amount of all taxes in his hands for the year, including amounts originally charged to him and all amounts subsequently charged on account of discoveries; all penalties, interest, and costs collected by him in connection with taxes for the current year; and all other sums collected by him. The Tax Collector shall be credited with: all sums representing taxes for the year deposited by him; releases duly allowed by the governing body; the principal amount of taxes constituting liens on real property, personal property, and registered motor vehicles; and commissions (if any) lawfully payable to the Tax Collector as compensation.
2. Settlement of prior years (2010 through 2018) Tax Accounts, and 2019 Tax Accounts as of June 30, 2020, for Forsyth County and its municipalities, and annual statement of collections for July 1, 2019, through June 30, 2020, of non-tax revenues.
3. Settlement of Beeson's Cross Roads Fire Protection District, Beeson's Cross Roads Service District, Belews Creek Fire and Rescue Protection District, City View Fire Protection District, Clemmons Fire and Rescue Protection District, Forest Hill Fire and Rescue Protection District, Griffith Fire Protection District, Gumtree Fire and Rescue Protection District, Horneytown Fire and Rescue Protection District, King of Forsyth County Fire and Rescue Protection District, Lewisville Fire and Rescue Protection District, Mineral Springs Fire Protection District, Mineral Springs Service District, Mount Tabor Fire and Rescue Protection District, Northeast Fire and Rescue Protection District, Old Richmond Fire and Rescue Protection District, Piney Grove Fire Protection District, Suburban Fire and Rescue Protection District, Salem Chapel Fire and Rescue Protection District, South Fork Fire Protection District, Talley's Crossing Fire and Rescue Protection District, Triangle Fire Protection District, Union Cross Fire and Rescue Protection District, Vienna Fire Protection District, West Bend Service District and Countywide Fire Service District for 2019 and applicable prior years.

Adopted this the 6th day of August, 2020.

2019-2020



TAX SETTLEMENT

JOHN T. BURGESS, RES

ASSESSOR/COLLECTOR

**RESOLUTION APPROVING
THE TAX COLLECTOR'S ANNUAL SETTLEMENT
FOR FISCAL YEAR 2019-2020 AND PRIOR YEARS**

WHEREAS, pursuant to the provisions of N.C.G.S. 105-373, the Tax Collector has made his report of settlement to the Forsyth County Board of Commissioners for fiscal year 2019-2020 and prior years after July 1 and before he is charged with taxes for the current fiscal year, 2020-2021; and

WHEREAS, based upon the written and oral report of settlement of the Tax Collector, the Forsyth County Board of Commissioners has made sufficient inquiry in order to reach a determination that the collection work of the Tax Collector has been performed satisfactorily and that the Tax Collector has done everything that he could have done to collect taxes on whatever property may have been available; and

WHEREAS, as required by N.C.G.S. 105-373, before being charged with taxes for the current fiscal year, the Tax Collector has presented to the Board of Commissioners a list of the persons owning real property whose taxes for the preceding fiscal year remain unpaid and the principal amount owed by each person and a list of the persons not owning real property whose personal property taxes for the preceding fiscal year remain unpaid and the principal amount owed by each person, along with a statement under oath that he has made diligent efforts to collect the taxes due from the persons listed out of their personal property and by other means available to him for collection, and he has reported such other information concerning taxpayers as may be of interest to or required by the Board of Commissioners, including a report of his efforts to make collection outside the taxing unit under the provisions of G.S. 105-364; and

WHEREAS, the settlement of the Tax Collector, including the settlement for the taxes for prior years, which are attached hereto, together with this action of the Board of Commissioners, shall be entered in full upon the minutes of the said Board; and

WHEREAS, approval of this settlement does not relieve the Tax Collector or his bondsmen of liability for any shortage actually existing at the time of the settlement and thereafter discovered, nor does it relieve the collector of any criminal liability;

NOW THEREFORE BE IT RESOLVED by the Forsyth County Board of Commissioners that the list of persons owning real property whose 2019 real property taxes remain unpaid and the list of persons not owning real property whose 2019 personal property taxes remain unpaid and the principal amount owed by each person are hereby acknowledged as received; the attached collection reports of 2010 through 2019 taxes, and unpaid taxes for 2010 through 2019, as of June 30, 2020, are acknowledged as received; the report of underpayment and overpayment of taxes is acknowledged as received; the report of minimal taxes is acknowledged as received; and the report concerning the efforts made to locate taxpayers who have moved from the taxing unit, the efforts made to locate personal property in other taxing units belonging to delinquent taxpayers, and the efforts made under the provisions of N.C.G.S. 105-364 to collect taxes is acknowledged as received.

BE IT FURTHER RESOLVED by the Forsyth County Board of Commissioners that the annual settlement of the Tax Collector for fiscal year 2019-2020 and prior years is hereby accepted as presented by the Tax Collector.

BE IT FURTHER RESOLVED by the Forsyth County Board of Commissioners that the following documents attached hereto and incorporated herein are approved, and described as follows:

- 1) Settlement of 2019 Tax Accounts as of June 30, 2020, including the following that the Tax Collector shall be charged with: the total amount of all taxes in his hands for the year, including amounts originally charged to him and all amounts subsequently charged on account of discoveries; all penalties, interest, and costs collected by him in connection with taxes for the current year; and all other sums collected by him. The Tax Collector shall be credited with: all sums representing taxes for the year deposited by him; releases duly allowed by the governing body; the principal amount of taxes constituting liens on real property, personal property, and registered motor vehicles; and commissions (if any) lawfully payable to the Tax Collector as compensation.
- 2) Settlement of prior years (2010 through 2018) Tax Accounts, and 2019 Tax Accounts as of June 30, 2020, for Forsyth County and its municipalities, and annual statement of collections for July 1, 2019 through June 30, 2020, of non-tax revenues.
- 3) Settlement of Beeson's Cross Roads Fire Protection District, Beeson's Cross Roads Service District, Belews Creek Fire and Rescue Protection District, City View Fire Protection District, Clemmons Fire and Rescue Protection District, Forest Hill Fire and Rescue Protection District, Griffith Fire Protection District, Gumtree Fire and Rescue Protection District, Horneytown Fire and Rescue Protection District, King of Forsyth County Fire and Rescue Protection District, Lewisville Fire and Rescue Protection District, Mineral Springs Fire Protection District, Mineral Springs Service District, Mount Tabor Fire and Rescue Protection District, Northeast Fire and Rescue Protection District, Old Richmond Fire and Rescue Protection District, Piney Grove Fire Protection District, Suburban Fire and Rescue Protection District, Salem Chapel Fire and Rescue Protection District, South Fork Fire Protection District, Talley's Crossing Fire and Rescue Protection District, Triangle Fire Protection District, Union Cross Fire and Rescue Protection District, Vienna Fire Protection District, West Bend Service District and Countywide Fire Service District for 2019 and applicable prior years.

ADOPTED this the 6th day of August, 2020.

AFFIDAVIT

John T. Burgiss, RES, Tax Collector for Forsyth County, City of Winston-Salem, Towns of Rural Hall, Walkertown, Lewisville, Kernersville, Bethania, City of King and High Point, Villages of Clemmons, Tobacoville and applicable Fire Districts, being first duly appointed, deposes and says:

That I have submitted, in accordance with G.S. 105-373, a list of those personal property taxes which remain unpaid by persons not owning real property for the year 2019, and that I have made a diligent effort within time permitted by law to collect such taxes out of personal property of such taxpayers, and by other means available to me for collection of such taxes. Said list of unpaid personal property taxes dated July 1, 2020 is on file with the Clerk to the Board and is incorporated herein by reference.

Sworn to and subscribed before me this


AFFIANT

14th day of July, 2020

John T. Burgiss

Betty B. Vetter

Notary Public



Report Parameters:

Date Sent to Finance Start: **Min - July 1, 2019**

Date Sent to Finance End: **Max - June 30, 2020**

Abstract Type: **BUS,IND,PUB,REI,RMV**

Tax District: **FORSYTH**

Levy Type: **Interest, LATE LIST PENALTY, TAX**

Tax Year: **2019**

Year For: **2019, 2018, 2017, 2016, 2015, 2014, 2013, 2012, 2011, 2010, 2009, 2008, 2007, 2006, 2005, 2004, 2003, 2002, 2001, 1999**

Collapse Districts: **N**

Default Sort-By: **Tax Year**

Grouping: **Tax District,Levy Type**

Fiscal Year Activity from July 1, 20XX to June 30, 2020								Activity from July 1, 2019 to June 30, 2020			
Tax Year	Orig. Billed Amt (\$)	Abs. Adj (\$)	Bill Releases (\$)	Disc. Levy (\$)	Net Levy (\$)	Amt Collect. (\$)	Unpaid Balance (\$)	Amt Collect. (\$)	Abs. Adj (\$)	Bill Releases (\$)	Disc. Levy (\$)
		Assessor Refunds (\$)	Net Collections (\$)	Additional Levy (\$)	Collection Fee Amt (\$)	% Coll.	% Uncoll.			Assessor Refunds (\$)	Additional Levy (\$)
TAX DISTRICT: FORSYTH LEVY TYPE: Interest											
2019	0.00	0.00	0.00	0.00	0.00	474,888.13	0.00	470,258.99	0.00	0.00	0.00
		0.00	474,888.13	0.00	0.00	NA	NA			0.00	0.00
Sub.	0.00	0.00	0.00	0.00	0.00	474,888.13	0.00	470,258.99	0.00	0.00	0.00
		0.00	474,888.13	0.00	0.00	NA	NA			0.00	0.00
TAX DISTRICT: FORSYTH LEVY TYPE: LATE LIST PENALTY											
2019	205,423.05	40,795.10	34,252.47	36,135.51	202,078.14	186,799.89	15,278.25	183,989.94	40,426.91	34,251.09	30,779.16
		195.76	186,995.65	35,567.15	0.00	92.44 %	7.56 %			195.76	35,559.32
Sub.	205,423.05	40,795.10	34,252.47	36,135.51	202,078.14	186,799.89	15,278.25	183,989.94	40,426.91	34,251.09	30,779.16
		195.76	186,995.65	35,567.15	0.00	92.44 %	7.56 %			195.76	35,559.32

Fiscal Year Activity from July 1, 20XX to June 30, 2020								Activity from July 1, 2019 to June 30, 2020			
Tax Year	Orig. Billed Amt (\$)	Abs. Adj (\$)	Bill Releases (\$)	Disc. Levy (\$)	Net Levy (\$)	Amt Collect. (\$)	Unpaid Balance (\$)	Amt Collect. (\$)	Abs. Adj (\$)	Bill Releases (\$)	Disc. Levy (\$)
		Assessor Refunds (\$)	Net Collections (\$)	Additional Levy (\$)	Collection Fee Amt (\$)	% Coll.	% Uncoll.			Assessor Refunds (\$)	Additional Levy (\$)
TAX DISTRICT: FORSYTH								LEVY TYPE: TAX			
2019	256,503,937.73	1,384,884.67	1,435,029.52	145,974.26	256,092,261.36	253,536,340.67	2,555,920.69	253,483,173.47	1,384,307.50	1,434,254.36	115,691.37
		76,207.47	253,612,548.14	2,262,263.56	0.00	99.00 %	1.00 %			76,207.47	2,228,061.00
Sub.	256,503,937.73	1,384,884.67	1,435,029.52	145,974.26	256,092,261.36	253,536,340.67	2,555,920.69	253,483,173.47	1,384,307.50	1,434,254.36	115,691.37
		76,207.47	253,612,548.14	2,262,263.56	0.00	99.00 %	1.00 %			76,207.47	2,228,061.00
Total	256,709,360.78	1,425,679.77	1,469,281.99	182,109.77	256,294,339.50	254,198,028.69	2,571,198.94	254,137,422.40	1,424,734.41	1,468,505.45	146,470.53
		76,403.23	254,274,431.92	2,297,830.71	0.00	99.00 %	1.00 %			76,403.23	2,263,620.32

Signature (Tax Collector) _____

Report Parameters:

Date Sent to Finance Start: **Min - July 1, 2019**

Date Sent to Finance End: **Max - June 30, 2020**

Abstract Type: **BUS,IND,PUB,REI,RMV**

Tax District: **BEESONS CROSS ROADS, BEESONS SERV DIST, BELEWS CREEK, BETHANIA, CITY VIEW, CLEMMONS, CLEMMONS FIRE DIST, COUNTYWIDE FIRE, DOWNTOWN WS BUS DIST, FOREST HILL, GRIFFITH, GUMTREE, HIGH POINT, HORNEYTOWN, KERNERSVILLE, KING, KING FIRE DIST, LEWISVILLE, LEWISVILLE FIRE DIST, MIN SPRING SERV DIST, MINERAL SPRINGS, MOUNT TABOR, MUNICIPAL SERV DIST, OLD RICHMOND, PINEY GROVE, RURAL HALL, SALEM CHAPEL, SOUTH FORK, SUBURBAN RURAL HALL, TALLEYS CROSSING, TOBACCOVILLE, TRIANGLE, UNION CROSS, VIENNA, WALKERTOWN, WALKERTOWN (NE) FIRE, WEST BEND, WINSTON-SALEM**

Levy Type: **CL STORM WATER, Interest, KE RECYCLE FEE, KE STORM WATER, KE STRMWTR2, LATE LIST PENALTY, TAX, VEHICLE FEE**

Tax Year: **2019**

Year For: **2019, 2018, 2017, 2016, 2015, 2014, 2013, 2012, 2011, 2010, 2009, 2008, 2007, 2006, 2005, 2004, 2003, 2002, 2001, 1999**

Collapse Districts: **N**

Default Sort-By: **Tax Year**

Grouping: **Tax District,Levy Type**

Fiscal Year Activity from July 1, 20XX to June 30, 2020								Activity from July 1, 2019 to June 30, 2020			
Tax Year	Orig. Billed Amt (\$)	Abs. Adj (\$)	Bill Releases (\$)	Disc. Levy (\$)	Net Levy (\$)	Amt Collect. (\$)	Unpaid Balance (\$)	Amt Collect. (\$)	Abs. Adj (\$)	Bill Releases (\$)	Disc. Levy (\$)
		Assessor Refunds (\$)	Net Collections (\$)	Additional Levy (\$)	Collection Fee Amt (\$)	% Coll.	% Uncoll.			Assessor Refunds (\$)	Additional Levy (\$)
TAX DISTRICT: BEESONS CROSS ROADS LEVY TYPE: Interest											
2019	0.00	0.00	0.00	0.00	0.00	426.50	0.00	426.50	0.00	0.00	0.00
		0.00	426.50	0.00	0.00	NA	NA			0.00	0.00
Sub.	0.00	0.00	0.00	0.00	0.00	426.50	0.00	426.50	0.00	0.00	0.00
		0.00	426.50	0.00	0.00	NA	NA			0.00	0.00
TAX DISTRICT: BEESONS CROSS ROADS LEVY TYPE: LATE LIST PENALTY											
2019	113.46	0.76	56.00	1.11	114.05	108.19	5.86	108.19	0.76	56.00	1.11
		0.00	108.19	56.24	0.00	94.86 %	5.14 %			0.00	56.24
Sub.	113.46	0.76	56.00	1.11	114.05	108.19	5.86	108.19	0.76	56.00	1.11
		0.00	108.19	56.24	0.00	94.86 %	5.14 %			0.00	56.24

Fiscal Year Activity from July 1, 20XX to June 30, 2020								Activity from July 1, 2019 to June 30, 2020			
Tax Year	Orig. Billed Amt (\$)	Abs. Adj (\$)	Bill Releases (\$)	Disc. Levy (\$)	Net Levy (\$)	Amt Collect. (\$)	Unpaid Balance (\$)	Amt Collect. (\$)	Abs. Adj (\$)	Bill Releases (\$)	Disc. Levy (\$)
		Assessor Refunds (\$)	Net Collections (\$)	Additional Levy (\$)	Collection Fee Amt (\$)	% Coll.	% Uncoll.			Assessor Refunds (\$)	Additional Levy (\$)
TAX DISTRICT: BEESONS CROSS ROADS LEVY TYPE: TAX											
2019	266,993.55	385.24	3,353.82	4.72	266,763.40	264,717.62	2,045.78	264,717.62	385.24	3,353.82	4.72
		0.00	264,717.62	3,504.19	0.00	99.23 %	0.77 %			0.00	3,504.19
Sub.	266,993.55	385.24	3,353.82	4.72	266,763.40	264,717.62	2,045.78	264,717.62	385.24	3,353.82	4.72
		0.00	264,717.62	3,504.19	0.00	99.23 %	0.77 %			0.00	3,504.19
TAX DISTRICT: BEESONS SERV DIST LEVY TYPE: Interest											
2019	0.00	0.00	0.00	0.00	0.00	74.86	0.00	74.86	0.00	0.00	0.00
		0.00	74.86	0.00	0.00	NA	NA			0.00	0.00
Sub.	0.00	0.00	0.00	0.00	0.00	74.86	0.00	74.86	0.00	0.00	0.00
		0.00	74.86	0.00	0.00	NA	NA			0.00	0.00
TAX DISTRICT: BEESONS SERV DIST LEVY TYPE: LATE LIST PENALTY											
2019	10.97	0.00	10.28	0.00	11.01	10.84	0.17	10.84	0.00	10.28	0.00
		0.00	10.84	10.32	0.00	98.46 %	1.54 %			0.00	10.32
Sub.	10.97	0.00	10.28	0.00	11.01	10.84	0.17	10.84	0.00	10.28	0.00
		0.00	10.84	10.32	0.00	98.46 %	1.54 %			0.00	10.32
TAX DISTRICT: BEESONS SERV DIST LEVY TYPE: TAX											
2019	28,816.88	220.97	279.09	0.00	29,044.68	28,819.54	225.14	28,819.54	220.97	279.09	0.00
		0.00	28,819.54	727.86	0.00	99.22 %	0.78 %			0.00	727.86
Sub.	28,816.88	220.97	279.09	0.00	29,044.68	28,819.54	225.14	28,819.54	220.97	279.09	0.00
		0.00	28,819.54	727.86	0.00	99.22 %	0.78 %			0.00	727.86
TAX DISTRICT: BELEWS CREEK LEVY TYPE: Interest											
2019	0.00	0.00	0.00	0.00	0.00	662.00	0.00	662.00	0.00	0.00	0.00

Fiscal Year Activity from July 1, 20XX to June 30, 2020								Activity from July 1, 2019 to June 30, 2020			
Tax Year	Orig. Billed Amt (\$)	Abs. Adj (\$)	Bill Releases (\$)	Disc. Levy (\$)	Net Levy (\$)	Amt Collect. (\$)	Unpaid Balance (\$)	Amt Collect. (\$)	Abs. Adj (\$)	Bill Releases (\$)	Disc. Levy (\$)
		Assessor Refunds (\$)	Net Collections (\$)	Additional Levy (\$)	Collection Fee Amt (\$)	% Coll.	% Uncoll.			Assessor Refunds (\$)	Additional Levy (\$)
		0.00	662.00	0.00	0.00	NA	NA			0.00	0.00
Sub.	0.00	0.00	0.00	0.00	0.00	662.00	0.00	662.00	0.00	0.00	0.00
		0.00	662.00	0.00	0.00	NA	NA			0.00	0.00
TAX DISTRICT: BELEWS CREEK LEVY TYPE: LATE LIST PENALTY											
2019	127.45	5.94	119.63	47.45	168.53	141.32	27.21	139.70	5.94	119.63	45.69
		0.00	141.32	119.20	0.00	83.85 %	16.15 %			0.00	119.20
Sub.	127.45	5.94	119.63	47.45	168.53	141.32	27.21	139.70	5.94	119.63	45.69
		0.00	141.32	119.20	0.00	83.85 %	16.15 %			0.00	119.20
TAX DISTRICT: BELEWS CREEK LEVY TYPE: TAX											
2019	355,101.08	385.89	6,453.28	152.77	355,130.67	352,080.43	3,050.24	352,074.47	385.89	6,453.28	145.43
		-8.68	352,071.75	6,715.99	0.00	99.14 %	0.86 %			-8.68	6,715.99
Sub.	355,101.08	385.89	6,453.28	152.77	355,130.67	352,080.43	3,050.24	352,074.47	385.89	6,453.28	145.43
		-8.68	352,071.75	6,715.99	0.00	99.14 %	0.86 %			-8.68	6,715.99
TAX DISTRICT: BETHANIA LEVY TYPE: Interest											
2019	0.00	0.00	0.00	0.00	0.00	199.26	0.00	199.26	0.00	0.00	0.00
		0.00	199.26	0.00	0.00	NA	NA			0.00	0.00
Sub.	0.00	0.00	0.00	0.00	0.00	199.26	0.00	199.26	0.00	0.00	0.00
		0.00	199.26	0.00	0.00	NA	NA			0.00	0.00

Fiscal Year Activity from July 1, 20XX to June 30, 2020								Activity from July 1, 2019 to June 30, 2020			
Tax Year	Orig. Billed Amt (\$)	Abs. Adj (\$)	Bill Releases (\$)	Disc. Levy (\$)	Net Levy (\$)	Amt Collect. (\$)	Unpaid Balance (\$)	Amt Collect. (\$)	Abs. Adj (\$)	Bill Releases (\$)	Disc. Levy (\$)
		Assessor Refunds (\$)	Net Collections (\$)	Additional Levy (\$)	Collection Fee Amt (\$)	% Coll.	% Uncoll.			Assessor Refunds (\$)	Additional Levy (\$)
TAX DISTRICT: BETHANIA LEVY TYPE: LATE LIST PENALTY											
2019	10.67	0.00	5.64	0.00	10.61	10.61	0.00	10.61	0.00	5.64	0.00
		0.00	10.61	5.58	0.00	100 %	0 %			0.00	5.58
Sub.	10.67	0.00	5.64	0.00	10.61	10.61	0.00	10.61	0.00	5.64	0.00
		0.00	10.61	5.58	0.00	100 %	0 %			0.00	5.58
TAX DISTRICT: BETHANIA LEVY TYPE: TAX											
2019	94,443.01	0.00	947.84	0.00	94,433.69	93,962.87	470.82	93,962.87	0.00	947.84	0.00
		0.00	93,962.87	938.52	0.00	99.50 %	0.50 %			0.00	938.52
Sub.	94,443.01	0.00	947.84	0.00	94,433.69	93,962.87	470.82	93,962.87	0.00	947.84	0.00
		0.00	93,962.87	938.52	0.00	99.50 %	0.50 %			0.00	938.52
TAX DISTRICT: CITY VIEW LEVY TYPE: Interest											
2019	0.00	0.00	0.00	0.00	0.00	94.73	0.00	94.73	0.00	0.00	0.00
		0.00	94.73	0.00	0.00	NA	NA			0.00	0.00
Sub.	0.00	0.00	0.00	0.00	0.00	94.73	0.00	94.73	0.00	0.00	0.00
		0.00	94.73	0.00	0.00	NA	NA			0.00	0.00
TAX DISTRICT: CITY VIEW LEVY TYPE: LATE LIST PENALTY											
2019	9.77	0.25	9.82	0.11	8.11	4.30	3.81	4.19	0.25	9.82	0.00
		0.00	4.30	8.30	0.00	53.02 %	46.98 %			0.00	8.30
Sub.	9.77	0.25	9.82	0.11	8.11	4.30	3.81	4.19	0.25	9.82	0.00
		0.00	4.30	8.30	0.00	53.02 %	46.98 %			0.00	8.30
TAX DISTRICT: CITY VIEW LEVY TYPE: TAX											
2019	38,849.85	14.87	223.52	0.54	38,818.35	38,572.29	246.06	38,571.75	14.87	223.52	0.00

Fiscal Year Activity from July 1, 20XX to June 30, 2020								Activity from July 1, 2019 to June 30, 2020			
Tax Year	Orig. Billed Amt (\$)	Abs. Adj (\$)	Bill Releases (\$)	Disc. Levy (\$)	Net Levy (\$)	Amt Collect. (\$)	Unpaid Balance (\$)	Amt Collect. (\$)	Abs. Adj (\$)	Bill Releases (\$)	Disc. Levy (\$)
		Assessor Refunds (\$)	Net Collections (\$)	Additional Levy (\$)	Collection Fee Amt (\$)	% Coll.	% Uncoll.			Assessor Refunds (\$)	Additional Levy (\$)
		11.75	38,584.04	206.35	0.00	99.37 %	0.63 %			11.75	206.35
Sub.	38,849.85	14.87	223.52	0.54	38,818.35	38,572.29	246.06	38,571.75	14.87	223.52	0.00
		11.75	38,584.04	206.35	0.00	99.37 %	0.63 %			11.75	206.35
TAX DISTRICT: CLEMMONS LEVY TYPE: CL STORM WATER											
2019	788,040.00	705.00	0.10	45.00	788,039.90	785,831.39	2,208.51	785,831.39	705.00	0.10	45.00
		0.00	785,831.39	660.00	0.00	99.72 %	0.28 %			0.00	660.00
Sub.	788,040.00	705.00	0.10	45.00	788,039.90	785,831.39	2,208.51	785,831.39	705.00	0.10	45.00
		0.00	785,831.39	660.00	0.00	99.72 %	0.28 %			0.00	660.00
TAX DISTRICT: CLEMMONS LEVY TYPE: Interest											
2019	0.00	0.00	0.00	0.00	0.00	6,913.13	0.00	6,913.13	0.00	0.00	0.00
		0.00	6,913.13	0.00	0.00	NA	NA			0.00	0.00
Sub.	0.00	0.00	0.00	0.00	0.00	6,913.13	0.00	6,913.13	0.00	0.00	0.00
		0.00	6,913.13	0.00	0.00	NA	NA			0.00	0.00
TAX DISTRICT: CLEMMONS LEVY TYPE: LATE LIST PENALTY											
2019	1,664.23	785.58	1,417.08	63.74	937.89	822.38	115.51	797.37	785.58	1,417.08	31.12
		0.00	822.38	1,412.58	0.00	87.68 %	12.32 %			0.00	1,412.58
Sub.	1,664.23	785.58	1,417.08	63.74	937.89	822.38	115.51	797.37	785.58	1,417.08	31.12
		0.00	822.38	1,412.58	0.00	87.68 %	12.32 %			0.00	1,412.58

Fiscal Year Activity from July 1, 20XX to June 30, 2020								Activity from July 1, 2019 to June 30, 2020			
Tax Year	Orig. Billed Amt (\$)	Abs. Adj (\$)	Bill Releases (\$)	Disc. Levy (\$)	Net Levy (\$)	Amt Collect. (\$)	Unpaid Balance (\$)	Amt Collect. (\$)	Abs. Adj (\$)	Bill Releases (\$)	Disc. Levy (\$)
		Assessor Refunds (\$)	Net Collections (\$)	Additional Levy (\$)	Collection Fee Amt (\$)	% Coll.	% Uncoll.			Assessor Refunds (\$)	Additional Levy (\$)
TAX DISTRICT: CLEMMONS LEVY TYPE: TAX											
2019	2,395,754.16	2,759.10	18,555.75	661.86	2,395,082.85	2,386,766.10	8,316.75	2,386,719.60	2,759.10	18,555.75	551.27
		0.00	2,386,766.10	19,981.68	0.00	99.65 %	0.35 %			0.00	19,981.68
Sub.	2,395,754.16	2,759.10	18,555.75	661.86	2,395,082.85	2,386,766.10	8,316.75	2,386,719.60	2,759.10	18,555.75	551.27
		0.00	2,386,766.10	19,981.68	0.00	99.65 %	0.35 %			0.00	19,981.68
TAX DISTRICT: CLEMMONS FIRE DIST LEVY TYPE: Interest											
2019	0.00	0.00	0.00	0.00	0.00	2,854.55	0.00	2,854.55	0.00	0.00	0.00
		0.00	2,854.55	0.00	0.00	NA	NA			0.00	0.00
Sub.	0.00	0.00	0.00	0.00	0.00	2,854.55	0.00	2,854.55	0.00	0.00	0.00
		0.00	2,854.55	0.00	0.00	NA	NA			0.00	0.00
TAX DISTRICT: CLEMMONS FIRE DIST LEVY TYPE: LATE LIST PENALTY											
2019	930.80	412.60	824.78	34.48	552.35	485.59	66.76	471.50	412.60	824.78	15.49
		0.00	485.59	824.45	0.00	87.91 %	12.09 %			0.00	824.45
Sub.	930.80	412.60	824.78	34.48	552.35	485.59	66.76	471.50	412.60	824.78	15.49
		0.00	485.59	824.45	0.00	87.91 %	12.09 %			0.00	824.45
TAX DISTRICT: CLEMMONS FIRE DIST LEVY TYPE: TAX											
2019	1,492,951.58	1,946.62	11,303.16	106.79	1,492,141.49	1,486,976.31	5,165.18	1,486,913.31	1,946.62	11,303.16	39.24
		0.00	1,486,976.31	12,332.90	0.00	99.65 %	0.35 %			0.00	12,332.90
Sub.	1,492,951.58	1,946.62	11,303.16	106.79	1,492,141.49	1,486,976.31	5,165.18	1,486,913.31	1,946.62	11,303.16	39.24
		0.00	1,486,976.31	12,332.90	0.00	99.65 %	0.35 %			0.00	12,332.90
TAX DISTRICT: COUNTYWIDE FIRE LEVY TYPE: Interest											
2019	0.00	0.00	0.00	0.00	0.00	1,141.42	0.00	1,141.42	0.00	0.00	0.00

Fiscal Year Activity from July 1, 20XX to June 30, 2020								Activity from July 1, 2019 to June 30, 2020			
Tax Year	Orig. Billed Amt (\$)	Abs. Adj (\$)	Bill Releases (\$)	Disc. Levy (\$)	Net Levy (\$)	Amt Collect. (\$)	Unpaid Balance (\$)	Amt Collect. (\$)	Abs. Adj (\$)	Bill Releases (\$)	Disc. Levy (\$)
		Assessor Refunds (\$)	Net Collections (\$)	Additional Levy (\$)	Collection Fee Amt (\$)	% Coll.	% Uncoll.			Assessor Refunds (\$)	Additional Levy (\$)
		0.00	1,141.42	0.00	0.00	NA	NA			0.00	0.00
Sub.	0.00	0.00	0.00	0.00	0.00	1,141.42	0.00	1,141.42	0.00	0.00	0.00
		0.00	1,141.42	0.00	0.00	NA	NA			0.00	0.00
TAX DISTRICT: COUNTYWIDE FIRE LEVY TYPE: LATE LIST PENALTY											
2019	166.58	63.62	0.00	0.00	396.17	357.85	38.32	357.85	63.62	0.00	0.00
		0.00	357.85	293.21	0.00	90.33 %	9.67 %			0.00	293.21
Sub.	166.58	63.62	0.00	0.00	396.17	357.85	38.32	357.85	63.62	0.00	0.00
		0.00	357.85	293.21	0.00	90.33 %	9.67 %			0.00	293.21
TAX DISTRICT: COUNTYWIDE FIRE LEVY TYPE: TAX											
2019	685,262.05	2,043.18	7,895.10	0.00	681,258.34	676,185.92	5,072.42	676,185.92	2,043.18	7,895.10	0.00
		3.78	676,189.70	5,934.57	0.00	99.26 %	0.74 %			3.78	5,934.57
Sub.	685,262.05	2,043.18	7,895.10	0.00	681,258.34	676,185.92	5,072.42	676,185.92	2,043.18	7,895.10	0.00
		3.78	676,189.70	5,934.57	0.00	99.26 %	0.74 %			3.78	5,934.57
TAX DISTRICT: DOWNTOWN WS BUS DIST LEVY TYPE: Interest											
2019	0.00	0.00	0.00	0.00	0.00	2,412.58	0.00	2,412.58	0.00	0.00	0.00
		0.00	2,412.58	0.00	0.00	NA	NA			0.00	0.00
Sub.	0.00	0.00	0.00	0.00	0.00	2,412.58	0.00	2,412.58	0.00	0.00	0.00
		0.00	2,412.58	0.00	0.00	NA	NA			0.00	0.00

Fiscal Year Activity from July 1, 20XX to June 30, 2020								Activity from July 1, 2019 to June 30, 2020			
Tax Year	Orig. Billed Amt (\$)	Abs. Adj (\$)	Bill Releases (\$)	Disc. Levy (\$)	Net Levy (\$)	Amt Collect. (\$)	Unpaid Balance (\$)	Amt Collect. (\$)	Abs. Adj (\$)	Bill Releases (\$)	Disc. Levy (\$)
		Assessor Refunds (\$)	Net Collections (\$)	Additional Levy (\$)	Collection Fee Amt (\$)	% Coll.	% Uncoll.			Assessor Refunds (\$)	Additional Levy (\$)
TAX DISTRICT: DOWNTOWN WS BUS DIST LEVY TYPE: LATE LIST PENALTY											
2019	493.26	13.56	1.77	0.00	479.65	452.39	27.26	452.39	13.56	1.77	0.00
		0.00	452.39	1.72	0.00	94.32 %	5.68 %			0.00	1.72
Sub.	493.26	13.56	1.77	0.00	479.65	452.39	27.26	452.39	13.56	1.77	0.00
		0.00	452.39	1.72	0.00	94.32 %	5.68 %			0.00	1.72
TAX DISTRICT: DOWNTOWN WS BUS DIST LEVY TYPE: TAX											
2019	624,540.85	38,331.48	521.58	0.00	616,068.62	612,484.38	3,584.24	612,484.38	38,331.48	521.58	0.00
		8,338.94	620,823.32	30,380.83	0.00	99.42 %	0.58 %			8,338.94	30,380.83
Sub.	624,540.85	38,331.48	521.58	0.00	616,068.62	612,484.38	3,584.24	612,484.38	38,331.48	521.58	0.00
		8,338.94	620,823.32	30,380.83	0.00	99.42 %	0.58 %			8,338.94	30,380.83
TAX DISTRICT: FOREST HILL LEVY TYPE: Interest											
2019	0.00	0.00	0.00	0.00	0.00	22.69	0.00	22.69	0.00	0.00	0.00
		0.00	22.69	0.00	0.00	NA	NA			0.00	0.00
Sub.	0.00	0.00	0.00	0.00	0.00	22.69	0.00	22.69	0.00	0.00	0.00
		0.00	22.69	0.00	0.00	NA	NA			0.00	0.00
TAX DISTRICT: FOREST HILL LEVY TYPE: LATE LIST PENALTY											
2019	10.74	1.24	10.75	0.00	9.49	9.20	0.29	9.20	1.24	10.75	0.00
		0.00	9.20	10.74	0.00	96.94 %	3.06 %			0.00	10.74
Sub.	10.74	1.24	10.75	0.00	9.49	9.20	0.29	9.20	1.24	10.75	0.00
		0.00	9.20	10.74	0.00	96.94 %	3.06 %			0.00	10.74
TAX DISTRICT: FOREST HILL LEVY TYPE: TAX											
2019	12,379.90	13.42	126.31	0.00	12,365.20	11,019.84	1,345.36	11,019.84	13.42	126.31	0.00

Fiscal Year Activity from July 1, 20XX to June 30, 2020								Activity from July 1, 2019 to June 30, 2020			
Tax Year	Orig. Billed Amt (\$)	Abs. Adj (\$)	Bill Releases (\$)	Disc. Levy (\$)	Net Levy (\$)	Amt Collect. (\$)	Unpaid Balance (\$)	Amt Collect. (\$)	Abs. Adj (\$)	Bill Releases (\$)	Disc. Levy (\$)
		Assessor Refunds (\$)	Net Collections (\$)	Additional Levy (\$)	Collection Fee Amt (\$)	% Coll.	% Uncoll.			Assessor Refunds (\$)	Additional Levy (\$)
		0.00	11,019.84	125.03	0.00	89.12 %	10.88 %			0.00	125.03
Sub.	12,379.90	13.42	126.31	0.00	12,365.20	11,019.84	1,345.36	11,019.84	13.42	126.31	0.00
		0.00	11,019.84	125.03	0.00	89.12 %	10.88 %			0.00	125.03
TAX DISTRICT: GRIFFITH LEVY TYPE: Interest											
2019	0.00	0.00	0.00	0.00	0.00	421.86	0.00	305.25	0.00	0.00	0.00
		0.00	421.86	0.00	0.00	NA	NA			0.00	0.00
Sub.	0.00	0.00	0.00	0.00	0.00	421.86	0.00	305.25	0.00	0.00	0.00
		0.00	421.86	0.00	0.00	NA	NA			0.00	0.00
TAX DISTRICT: GRIFFITH LEVY TYPE: LATE LIST PENALTY											
2019	33.57	0.28	33.47	2.75	36.07	15.17	20.90	12.42	0.28	33.47	0.00
		0.00	15.17	33.50	0.00	42.06 %	57.94 %			0.00	33.50
Sub.	33.57	0.28	33.47	2.75	36.07	15.17	20.90	12.42	0.28	33.47	0.00
		0.00	15.17	33.50	0.00	42.06 %	57.94 %			0.00	33.50
TAX DISTRICT: GRIFFITH LEVY TYPE: TAX											
2019	129,321.34	437.50	1,984.46	13.69	130,798.55	126,893.18	3,905.37	126,039.38	437.50	1,984.46	0.00
		0.00	126,893.18	3,885.48	0.00	97.01 %	2.99 %			0.00	3,045.37
Sub.	129,321.34	437.50	1,984.46	13.69	130,798.55	126,893.18	3,905.37	126,039.38	437.50	1,984.46	0.00
		0.00	126,893.18	3,885.48	0.00	97.01 %	2.99 %			0.00	3,045.37

Fiscal Year Activity from July 1, 20XX to June 30, 2020								Activity from July 1, 2019 to June 30, 2020			
Tax Year	Orig. Billed Amt (\$)	Abs. Adj (\$)	Bill Releases (\$)	Disc. Levy (\$)	Net Levy (\$)	Amt Collect. (\$)	Unpaid Balance (\$)	Amt Collect. (\$)	Abs. Adj (\$)	Bill Releases (\$)	Disc. Levy (\$)
		Assessor Refunds (\$)	Net Collections (\$)	Additional Levy (\$)	Collection Fee Amt (\$)	% Coll.	% Uncoll.			Assessor Refunds (\$)	Additional Levy (\$)
TAX DISTRICT: GUMTREE LEVY TYPE: Interest											
2019	0.00	0.00	0.00	0.00	0.00	55.91	0.00	55.91	0.00	0.00	0.00
		0.00	55.91	0.00	0.00	NA	NA			0.00	0.00
Sub.	0.00	0.00	0.00	0.00	0.00	55.91	0.00	55.91	0.00	0.00	0.00
		0.00	55.91	0.00	0.00	NA	NA			0.00	0.00
TAX DISTRICT: GUMTREE LEVY TYPE: LATE LIST PENALTY											
2019	43.86	0.00	31.66	7.59	51.34	37.07	14.27	29.48	0.00	31.66	0.00
		0.00	37.07	31.55	0.00	72.20 %	27.80 %			0.00	31.55
Sub.	43.86	0.00	31.66	7.59	51.34	37.07	14.27	29.48	0.00	31.66	0.00
		0.00	37.07	31.55	0.00	72.20 %	27.80 %			0.00	31.55
TAX DISTRICT: GUMTREE LEVY TYPE: TAX											
2019	63,398.47	197.18	953.95	31.00	63,414.07	62,393.37	1,020.70	62,362.37	197.18	953.95	0.00
		0.00	62,393.37	1,135.73	0.00	98.39 %	1.61 %			0.00	1,135.73
Sub.	63,398.47	197.18	953.95	31.00	63,414.07	62,393.37	1,020.70	62,362.37	197.18	953.95	0.00
		0.00	62,393.37	1,135.73	0.00	98.39 %	1.61 %			0.00	1,135.73
TAX DISTRICT: HIGH POINT LEVY TYPE: Interest											
2019	0.00	0.00	0.00	0.00	0.00	21.06	0.00	21.06	0.00	0.00	0.00
		0.00	21.06	0.00	0.00	NA	NA			0.00	0.00
Sub.	0.00	0.00	0.00	0.00	0.00	21.06	0.00	21.06	0.00	0.00	0.00
		0.00	21.06	0.00	0.00	NA	NA			0.00	0.00
TAX DISTRICT: HIGH POINT LEVY TYPE: LATE LIST PENALTY											
2019	19,646.74	0.00	0.00	0.00	19,646.74	19,646.74	0.00	19,646.74	0.00	0.00	0.00

Fiscal Year Activity from July 1, 20XX to June 30, 2020								Activity from July 1, 2019 to June 30, 2020			
Tax Year	Orig. Billed Amt (\$)	Abs. Adj (\$)	Bill Releases (\$)	Disc. Levy (\$)	Net Levy (\$)	Amt Collect. (\$)	Unpaid Balance (\$)	Amt Collect. (\$)	Abs. Adj (\$)	Bill Releases (\$)	Disc. Levy (\$)
		Assessor Refunds (\$)	Net Collections (\$)	Additional Levy (\$)	Collection Fee Amt (\$)	% Coll.	% Uncoll.			Assessor Refunds (\$)	Additional Levy (\$)
		0.00	19,646.74	0.00	0.00	100 %	0 %			0.00	0.00
Sub.	19,646.74	0.00	0.00	0.00	19,646.74	19,646.74	0.00	19,646.74	0.00	0.00	0.00
		0.00	19,646.74	0.00	0.00	100 %	0 %			0.00	0.00
TAX DISTRICT: HIGH POINT LEVY TYPE: TAX											
2019	462,545.49	0.00	28,066.63	1,097.84	463,641.17	463,641.17	0.00	463,641.17	0.00	28,066.63	1,097.84
		0.00	463,641.17	28,064.47	0.00	100 %	0 %			0.00	28,064.47
Sub.	462,545.49	0.00	28,066.63	1,097.84	463,641.17	463,641.17	0.00	463,641.17	0.00	28,066.63	1,097.84
		0.00	463,641.17	28,064.47	0.00	100 %	0 %			0.00	28,064.47
TAX DISTRICT: HORNEYTOWN LEVY TYPE: Interest											
2019	0.00	0.00	0.00	0.00	0.00	657.50	0.00	657.50	0.00	0.00	0.00
		0.00	657.50	0.00	0.00	NA	NA			0.00	0.00
Sub.	0.00	0.00	0.00	0.00	0.00	657.50	0.00	657.50	0.00	0.00	0.00
		0.00	657.50	0.00	0.00	NA	NA			0.00	0.00
TAX DISTRICT: HORNEYTOWN LEVY TYPE: LATE LIST PENALTY											
2019	830.79	5.20	339.51	6.86	833.22	815.97	17.25	811.82	2.49	339.51	0.00
		0.00	815.97	340.28	0.00	97.93 %	2.07 %			0.00	340.28
Sub.	830.79	5.20	339.51	6.86	833.22	815.97	17.25	811.82	2.49	339.51	0.00
		0.00	815.97	340.28	0.00	97.93 %	2.07 %			0.00	340.28

Fiscal Year Activity from July 1, 20XX to June 30, 2020								Activity from July 1, 2019 to June 30, 2020			
Tax Year	Orig. Billed Amt (\$)	Abs. Adj (\$)	Bill Releases (\$)	Disc. Levy (\$)	Net Levy (\$)	Amt Collect. (\$)	Unpaid Balance (\$)	Amt Collect. (\$)	Abs. Adj (\$)	Bill Releases (\$)	Disc. Levy (\$)
		Assessor Refunds (\$)	Net Collections (\$)	Additional Levy (\$)	Collection Fee Amt (\$)	% Coll.	% Uncoll.			Assessor Refunds (\$)	Additional Levy (\$)
TAX DISTRICT: HORNEYTOWN LEVY TYPE: TAX											
2019	285,337.76	141.66	4,833.06	31.87	285,274.52	282,332.66	2,941.86	282,300.79	141.66	4,833.06	0.00
		0.00	282,332.66	4,879.61	0.00	98.97 %	1.03 %			0.00	4,879.61
Sub.	285,337.76	141.66	4,833.06	31.87	285,274.52	282,332.66	2,941.86	282,300.79	141.66	4,833.06	0.00
		0.00	282,332.66	4,879.61	0.00	98.97 %	1.03 %			0.00	4,879.61
TAX DISTRICT: KERNERSVILLE LEVY TYPE: Interest											
2019	0.00	0.00	0.00	0.00	0.00	29,053.65	0.00	29,053.65	0.00	0.00	0.00
		0.00	29,053.65	0.00	0.00	NA	NA			0.00	0.00
Sub.	0.00	0.00	0.00	0.00	0.00	29,053.65	0.00	29,053.65	0.00	0.00	0.00
		0.00	29,053.65	0.00	0.00	NA	NA			0.00	0.00
TAX DISTRICT: KERNERSVILLE LEVY TYPE: KE RECYCLE FEE											
2019	362,128.00	416.00	1,300.00	0.00	362,076.00	360,287.48	1,788.52	360,287.48	416.00	1,300.00	0.00
		0.00	360,287.48	1,664.00	0.00	99.51 %	0.49 %			0.00	1,664.00
Sub.	362,128.00	416.00	1,300.00	0.00	362,076.00	360,287.48	1,788.52	360,287.48	416.00	1,300.00	0.00
		0.00	360,287.48	1,664.00	0.00	99.51 %	0.49 %			0.00	1,664.00
TAX DISTRICT: KERNERSVILLE LEVY TYPE: KE STORM WATER											
2019	336,111.57	355.59	1,106.28	0.00	336,111.57	334,239.00	1,872.57	334,239.00	355.59	1,106.28	0.00
		0.00	334,239.00	1,461.87	0.00	99.44 %	0.56 %			0.00	1,461.87
Sub.	336,111.57	355.59	1,106.28	0.00	336,111.57	334,239.00	1,872.57	334,239.00	355.59	1,106.28	0.00
		0.00	334,239.00	1,461.87	0.00	99.44 %	0.56 %			0.00	1,461.87
TAX DISTRICT: KERNERSVILLE LEVY TYPE: KE STRMWTR2											
2019	730,856.59	0.00	15,596.93	0.00	730,854.87	724,925.65	5,929.22	724,925.65	0.00	15,596.93	0.00

Fiscal Year Activity from July 1, 20XX to June 30, 2020								Activity from July 1, 2019 to June 30, 2020			
Tax Year	Orig. Billed Amt (\$)	Abs. Adj (\$)	Bill Releases (\$)	Disc. Levy (\$)	Net Levy (\$)	Amt Collect. (\$)	Unpaid Balance (\$)	Amt Collect. (\$)	Abs. Adj (\$)	Bill Releases (\$)	Disc. Levy (\$)
		Assessor Refunds (\$)	Net Collections (\$)	Additional Levy (\$)	Collection Fee Amt (\$)	% Coll.	% Uncoll.			Assessor Refunds (\$)	Additional Levy (\$)
		0.00	724,925.65	15,595.21	0.00	99.19 %	0.81 %			0.00	15,595.21
Sub.	730,856.59	0.00	15,596.93	0.00	730,854.87	724,925.65	5,929.22	724,925.65	0.00	15,596.93	0.00
		0.00	724,925.65	15,595.21	0.00	99.19 %	0.81 %			0.00	15,595.21
TAX DISTRICT: KERNERSVILLE LEVY TYPE: LATE LIST PENALTY											
2019	11,259.60	2,759.81	563.90	1,019.20	9,573.49	8,822.11	751.38	8,700.25	2,759.81	563.90	877.39
		19.04	8,841.15	618.40	0.00	92.15 %	7.85 %			19.04	618.40
Sub.	11,259.60	2,759.81	563.90	1,019.20	9,573.49	8,822.11	751.38	8,700.25	2,759.81	563.90	877.39
		19.04	8,841.15	618.40	0.00	92.15 %	7.85 %			19.04	618.40
TAX DISTRICT: KERNERSVILLE LEVY TYPE: TAX											
2019	15,370,241.31	57,099.82	107,964.93	5,016.75	15,348,100.61	15,273,931.06	74,169.55	15,273,596.06	57,099.82	107,964.93	4,482.26
		184.85	15,274,115.91	137,907.30	0.00	99.52 %	0.48 %			184.85	137,907.30
Sub.	15,370,241.31	57,099.82	107,964.93	5,016.75	15,348,100.61	15,273,931.06	74,169.55	15,273,596.06	57,099.82	107,964.93	4,482.26
		184.85	15,274,115.91	137,907.30	0.00	99.52 %	0.48 %			184.85	137,907.30
TAX DISTRICT: KERNERSVILLE LEVY TYPE: VEHICLE FEE											
2019	4,345.00	220.00	985.00	30.00	4,285.00	3,385.00	900.00	3,360.00	220.00	985.00	5.00
		0.00	3,385.00	1,115.00	0.00	79.00 %	21.00 %			0.00	1,115.00
Sub.	4,345.00	220.00	985.00	30.00	4,285.00	3,385.00	900.00	3,360.00	220.00	985.00	5.00
		0.00	3,385.00	1,115.00	0.00	79.00 %	21.00 %			0.00	1,115.00

Fiscal Year Activity from July 1, 20XX to June 30, 2020								Activity from July 1, 2019 to June 30, 2020			
Tax Year	Orig. Billed Amt (\$)	Abs. Adj (\$)	Bill Releases (\$)	Disc. Levy (\$)	Net Levy (\$)	Amt Collect. (\$)	Unpaid Balance (\$)	Amt Collect. (\$)	Abs. Adj (\$)	Bill Releases (\$)	Disc. Levy (\$)
		Assessor Refunds (\$)	Net Collections (\$)	Additional Levy (\$)	Collection Fee Amt (\$)	% Coll.	% Uncoll.			Assessor Refunds (\$)	Additional Levy (\$)
TAX DISTRICT: KING LEVY TYPE: Interest											
2019	0.00	0.00	0.00	0.00	0.00	141.60	0.00	141.60	0.00	0.00	0.00
		0.00	141.60	0.00	0.00	NA	NA			0.00	0.00
Sub.	0.00	0.00	0.00	0.00	0.00	141.60	0.00	141.60	0.00	0.00	0.00
		0.00	141.60	0.00	0.00	NA	NA			0.00	0.00
TAX DISTRICT: KING LEVY TYPE: LATE LIST PENALTY											
2019	31.81	0.00	2.16	1.10	32.72	21.54	11.18	20.44	0.00	2.16	0.00
		0.00	21.54	1.97	0.00	65.83 %	34.17 %			0.00	1.97
Sub.	31.81	0.00	2.16	1.10	32.72	21.54	11.18	20.44	0.00	2.16	0.00
		0.00	21.54	1.97	0.00	65.83 %	34.17 %			0.00	1.97
TAX DISTRICT: KING LEVY TYPE: TAX											
2019	263,632.05	901.16	1,365.80	5.49	261,452.19	260,671.44	780.75	260,665.95	901.16	1,365.80	0.00
		0.00	260,671.44	81.61	0.00	99.70 %	0.30 %			0.00	81.61
Sub.	263,632.05	901.16	1,365.80	5.49	261,452.19	260,671.44	780.75	260,665.95	901.16	1,365.80	0.00
		0.00	260,671.44	81.61	0.00	99.70 %	0.30 %			0.00	81.61
TAX DISTRICT: KING LEVY TYPE: VEHICLE FEE											
2019	50.00	0.00	30.00	0.00	50.00	40.00	10.00	40.00	0.00	30.00	0.00
		0.00	40.00	30.00	0.00	80.0 %	20.0 %			0.00	30.00
Sub.	50.00	0.00	30.00	0.00	50.00	40.00	10.00	40.00	0.00	30.00	0.00
		0.00	40.00	30.00	0.00	80.0 %	20.0 %			0.00	30.00
TAX DISTRICT: KING FIRE DIST LEVY TYPE: Interest											
2019	0.00	0.00	0.00	0.00	0.00	149.96	0.00	149.96	0.00	0.00	0.00

Fiscal Year Activity from July 1, 20XX to June 30, 2020								Activity from July 1, 2019 to June 30, 2020			
Tax Year	Orig. Billed Amt (\$)	Abs. Adj (\$)	Bill Releases (\$)	Disc. Levy (\$)	Net Levy (\$)	Amt Collect. (\$)	Unpaid Balance (\$)	Amt Collect. (\$)	Abs. Adj (\$)	Bill Releases (\$)	Disc. Levy (\$)
		Assessor Refunds (\$)	Net Collections (\$)	Additional Levy (\$)	Collection Fee Amt (\$)	% Coll.	% Uncoll.			Assessor Refunds (\$)	Additional Levy (\$)
		0.00	149.96	0.00	0.00	NA	NA			0.00	0.00
Sub.	0.00	0.00	0.00	0.00	0.00	149.96	0.00	149.96	0.00	0.00	0.00
		0.00	149.96	0.00	0.00	NA	NA			0.00	0.00
TAX DISTRICT: KING FIRE DIST LEVY TYPE: LATE LIST PENALTY											
2019	6.83	0.23	6.84	0.00	6.52	5.75	0.77	5.75	0.23	6.84	0.00
		0.00	5.75	6.76	0.00	88.19 %	11.81 %			0.00	6.76
Sub.	6.83	0.23	6.84	0.00	6.52	5.75	0.77	5.75	0.23	6.84	0.00
		0.00	5.75	6.76	0.00	88.19 %	11.81 %			0.00	6.76
TAX DISTRICT: KING FIRE DIST LEVY TYPE: TAX											
2019	543,690.66	89.09	293.39	0.00	544,090.50	543,733.17	357.33	543,733.17	89.09	293.39	0.00
		0.00	543,733.17	782.32	0.00	99.93 %	0.07 %			0.00	782.32
Sub.	543,690.66	89.09	293.39	0.00	544,090.50	543,733.17	357.33	543,733.17	89.09	293.39	0.00
		0.00	543,733.17	782.32	0.00	99.93 %	0.07 %			0.00	782.32
TAX DISTRICT: LEWISVILLE LEVY TYPE: Interest											
2019	0.00	0.00	0.00	0.00	0.00	2,373.15	0.00	2,346.74	0.00	0.00	0.00
		0.00	2,373.15	0.00	0.00	NA	NA			0.00	0.00
Sub.	0.00	0.00	0.00	0.00	0.00	2,373.15	0.00	2,346.74	0.00	0.00	0.00
		0.00	2,373.15	0.00	0.00	NA	NA			0.00	0.00

Fiscal Year Activity from July 1, 20XX to June 30, 2020								Activity from July 1, 2019 to June 30, 2020			
Tax Year	Orig. Billed Amt (\$)	Abs. Adj (\$)	Bill Releases (\$)	Disc. Levy (\$)	Net Levy (\$)	Amt Collect. (\$)	Unpaid Balance (\$)	Amt Collect. (\$)	Abs. Adj (\$)	Bill Releases (\$)	Disc. Levy (\$)
		Assessor Refunds (\$)	Net Collections (\$)	Additional Levy (\$)	Collection Fee Amt (\$)	% Coll.	% Uncoll.			Assessor Refunds (\$)	Additional Levy (\$)
TAX DISTRICT: LEWISVILLE LEVY TYPE: LATE LIST PENALTY											
2019	795.91	60.15	790.83	87.68	821.56	733.18	88.38	731.06	60.15	790.83	85.38
		0.00	733.18	788.95	0.00	89.24 %	10.76 %			0.00	788.95
Sub.	795.91	60.15	790.83	87.68	821.56	733.18	88.38	731.06	60.15	790.83	85.38
		0.00	733.18	788.95	0.00	89.24 %	10.76 %			0.00	788.95
TAX DISTRICT: LEWISVILLE LEVY TYPE: TAX											
2019	2,211,445.82	2,651.68	8,961.12	324.14	2,210,666.17	2,201,696.31	8,969.86	2,201,066.51	2,651.68	8,961.12	314.04
		0.00	2,201,696.31	10,509.01	0.00	99.59 %	0.41 %			0.00	9,887.56
Sub.	2,211,445.82	2,651.68	8,961.12	324.14	2,210,666.17	2,201,696.31	8,969.86	2,201,066.51	2,651.68	8,961.12	314.04
		0.00	2,201,696.31	10,509.01	0.00	99.59 %	0.41 %			0.00	9,887.56
TAX DISTRICT: LEWISVILLE FIRE DIST LEVY TYPE: Interest											
2019	0.00	0.00	0.00	0.00	0.00	1,865.27	0.00	1,807.38	0.00	0.00	0.00
		0.00	1,865.27	0.00	0.00	NA	NA			0.00	0.00
Sub.	0.00	0.00	0.00	0.00	0.00	1,865.27	0.00	1,807.38	0.00	0.00	0.00
		0.00	1,865.27	0.00	0.00	NA	NA			0.00	0.00
TAX DISTRICT: LEWISVILLE FIRE DIST LEVY TYPE: LATE LIST PENALTY											
2019	420.58	28.14	387.89	9.95	403.30	372.44	30.86	371.40	28.14	387.89	8.83
		0.00	372.44	388.80	0.00	92.35 %	7.65 %			0.00	388.80
Sub.	420.58	28.14	387.89	9.95	403.30	372.44	30.86	371.40	28.14	387.89	8.83
		0.00	372.44	388.80	0.00	92.35 %	7.65 %			0.00	388.80
TAX DISTRICT: LEWISVILLE FIRE DIST LEVY TYPE: TAX											
2019	1,347,781.65	2,184.36	5,153.87	31.00	1,347,699.46	1,342,047.32	5,652.14	1,341,615.51	2,184.36	5,153.87	21.70

Fiscal Year Activity from July 1, 20XX to June 30, 2020								Activity from July 1, 2019 to June 30, 2020			
Tax Year	Orig. Billed Amt (\$)	Abs. Adj (\$)	Bill Releases (\$)	Disc. Levy (\$)	Net Levy (\$)	Amt Collect. (\$)	Unpaid Balance (\$)	Amt Collect. (\$)	Abs. Adj (\$)	Bill Releases (\$)	Disc. Levy (\$)
		Assessor Refunds (\$)	Net Collections (\$)	Additional Levy (\$)	Collection Fee Amt (\$)	% Coll.	% Uncoll.			Assessor Refunds (\$)	Additional Levy (\$)
		0.00	1,342,047.32	7,225.04	0.00	99.58 %	0.42 %			0.00	6,801.70
Sub.	1,347,781.65	2,184.36	5,153.87	31.00	1,347,699.46	1,342,047.32	5,652.14	1,341,615.51	2,184.36	5,153.87	21.70
		0.00	1,342,047.32	7,225.04	0.00	99.58 %	0.42 %			0.00	6,801.70
TAX DISTRICT: MIN SPRING SERV DIST LEVY TYPE: Interest											
2019	0.00	0.00	0.00	0.00	0.00	20.17	0.00	20.17	0.00	0.00	0.00
		0.00	20.17	0.00	0.00	NA	NA			0.00	0.00
Sub.	0.00	0.00	0.00	0.00	0.00	20.17	0.00	20.17	0.00	0.00	0.00
		0.00	20.17	0.00	0.00	NA	NA			0.00	0.00
TAX DISTRICT: MIN SPRING SERV DIST LEVY TYPE: LATE LIST PENALTY											
2019	0.06	0.00	0.06	0.00	0.06	0.06	0.00	0.06	0.00	0.06	0.00
		0.00	0.06	0.06	0.00	100 %	0 %			0.00	0.06
Sub.	0.06	0.00	0.06	0.00	0.06	0.06	0.00	0.06	0.00	0.06	0.00
		0.00	0.06	0.06	0.00	100 %	0 %			0.00	0.06
TAX DISTRICT: MIN SPRING SERV DIST LEVY TYPE: TAX											
2019	7,248.68	0.00	4.94	0.00	7,247.30	7,045.16	202.14	7,045.16	0.00	4.94	0.00
		0.00	7,045.16	3.56	0.00	97.21 %	2.79 %			0.00	3.56
Sub.	7,248.68	0.00	4.94	0.00	7,247.30	7,045.16	202.14	7,045.16	0.00	4.94	0.00
		0.00	7,045.16	3.56	0.00	97.21 %	2.79 %			0.00	3.56

Fiscal Year Activity from July 1, 20XX to June 30, 2020								Activity from July 1, 2019 to June 30, 2020			
Tax Year	Orig. Billed Amt (\$)	Abs. Adj (\$)	Bill Releases (\$)	Disc. Levy (\$)	Net Levy (\$)	Amt Collect. (\$)	Unpaid Balance (\$)	Amt Collect. (\$)	Abs. Adj (\$)	Bill Releases (\$)	Disc. Levy (\$)
		Assessor Refunds (\$)	Net Collections (\$)	Additional Levy (\$)	Collection Fee Amt (\$)	% Coll.	% Uncoll.			Assessor Refunds (\$)	Additional Levy (\$)
TAX DISTRICT: MINERAL SPRINGS LEVY TYPE: Interest											
2019	0.00	0.00	0.00	0.00	0.00	629.52	0.00	587.22	0.00	0.00	0.00
			0.00	629.52	0.00	0.00	NA	NA		0.00	0.00
Sub.	0.00	0.00	0.00	0.00	0.00	629.52	0.00	587.22	0.00	0.00	0.00
		0.00	629.52	0.00	0.00	NA	NA			0.00	0.00
TAX DISTRICT: MINERAL SPRINGS LEVY TYPE: LATE LIST PENALTY											
2019	68.56	0.11	68.89	4.45	72.13	45.26	26.87	42.06	0.11	68.89	1.25
		0.00	45.26	68.12	0.00	62.75 %	37.25 %			0.00	68.12
Sub.	68.56	0.11	68.89	4.45	72.13	45.26	26.87	42.06	0.11	68.89	1.25
		0.00	45.26	68.12	0.00	62.75 %	37.25 %			0.00	68.12
TAX DISTRICT: MINERAL SPRINGS LEVY TYPE: TAX											
2019	184,732.20	425.35	2,415.19	13.44	185,027.92	178,335.48	6,692.44	178,029.01	425.35	2,415.19	4.27
		0.00	178,335.48	3,122.82	0.00	96.38 %	3.62 %			0.00	2,825.52
Sub.	184,732.20	425.35	2,415.19	13.44	185,027.92	178,335.48	6,692.44	178,029.01	425.35	2,415.19	4.27
		0.00	178,335.48	3,122.82	0.00	96.38 %	3.62 %			0.00	2,825.52
TAX DISTRICT: MOUNT TABOR LEVY TYPE: Interest											
2019	0.00	0.00	0.00	0.00	0.00	66.94	0.00	66.94	0.00	0.00	0.00
		0.00	66.94	0.00	0.00	NA	NA			0.00	0.00
Sub.	0.00	0.00	0.00	0.00	0.00	66.94	0.00	66.94	0.00	0.00	0.00
		0.00	66.94	0.00	0.00	NA	NA			0.00	0.00
TAX DISTRICT: MOUNT TABOR LEVY TYPE: LATE LIST PENALTY											
2019	19.77	0.29	11.06	2.11	21.82	21.20	0.62	21.20	0.29	11.06	0.00

Fiscal Year Activity from July 1, 20XX to June 30, 2020								Activity from July 1, 2019 to June 30, 2020			
Tax Year	Orig. Billed Amt (\$)	Abs. Adj (\$)	Bill Releases (\$)	Disc. Levy (\$)	Net Levy (\$)	Amt Collect. (\$)	Unpaid Balance (\$)	Amt Collect. (\$)	Abs. Adj (\$)	Bill Releases (\$)	Disc. Levy (\$)
		Assessor Refunds (\$)	Net Collections (\$)	Additional Levy (\$)	Collection Fee Amt (\$)	% Coll.	% Uncoll.			Assessor Refunds (\$)	Additional Levy (\$)
		0.00	21.20	11.29	0.00	97.16 %	2.84 %			0.00	11.29
Sub.	19.77	0.29	11.06	2.11	21.82	21.20	0.62	21.20	0.29	11.06	0.00
		0.00	21.20	11.29	0.00	97.16 %	2.84 %			0.00	11.29
TAX DISTRICT: MOUNT TABOR LEVY TYPE: TAX											
2019	80,115.98	161.62	324.57	8.39	80,175.77	79,479.43	696.34	79,479.43	161.62	324.57	0.00
		0.00	79,479.43	537.59	0.00	99.13 %	0.87 %			0.00	537.59
Sub.	80,115.98	161.62	324.57	8.39	80,175.77	79,479.43	696.34	79,479.43	161.62	324.57	0.00
		0.00	79,479.43	537.59	0.00	99.13 %	0.87 %			0.00	537.59
TAX DISTRICT: MUNICIPAL SERV DIST LEVY TYPE: Interest											
2019	0.00	0.00	0.00	0.00	0.00	25.11	0.00	25.11	0.00	0.00	0.00
		0.00	25.11	0.00	0.00	NA	NA			0.00	0.00
Sub.	0.00	0.00	0.00	0.00	0.00	25.11	0.00	25.11	0.00	0.00	0.00
		0.00	25.11	0.00	0.00	NA	NA			0.00	0.00
TAX DISTRICT: MUNICIPAL SERV DIST LEVY TYPE: LATE LIST PENALTY											
2019	2.48	0.00	2.49	5.32	7.79	7.66	0.13	7.66	0.00	2.49	5.32
		0.00	7.66	2.48	0.00	98.33 %	1.67 %			0.00	2.48
Sub.	2.48	0.00	2.49	5.32	7.79	7.66	0.13	7.66	0.00	2.49	5.32
		0.00	7.66	2.48	0.00	98.33 %	1.67 %			0.00	2.48

Fiscal Year Activity from July 1, 20XX to June 30, 2020								Activity from July 1, 2019 to June 30, 2020			
Tax Year	Orig. Billed Amt (\$)	Abs. Adj (\$)	Bill Releases (\$)	Disc. Levy (\$)	Net Levy (\$)	Amt Collect. (\$)	Unpaid Balance (\$)	Amt Collect. (\$)	Abs. Adj (\$)	Bill Releases (\$)	Disc. Levy (\$)
		Assessor Refunds (\$)	Net Collections (\$)	Additional Levy (\$)	Collection Fee Amt (\$)	% Coll.	% Uncoll.			Assessor Refunds (\$)	Additional Levy (\$)
TAX DISTRICT: MUNICIPAL SERV DIST LEVY TYPE: TAX											
2019	29,122.38	8.31	85.51	12.80	29,126.37	29,098.02	28.35	29,098.02	8.31	85.51	12.80
		0.00	29,098.02	85.01	0.00	99.90 %	0.10 %			0.00	85.01
Sub.	29,122.38	8.31	85.51	12.80	29,126.37	29,098.02	28.35	29,098.02	8.31	85.51	12.80
		0.00	29,098.02	85.01	0.00	99.90 %	0.10 %			0.00	85.01
TAX DISTRICT: OLD RICHMOND LEVY TYPE: Interest											
2019	0.00	0.00	0.00	0.00	0.00	1,156.98	0.00	1,156.98	0.00	0.00	0.00
		0.00	1,156.98	0.00	0.00	NA	NA			0.00	0.00
Sub.	0.00	0.00	0.00	0.00	0.00	1,156.98	0.00	1,156.98	0.00	0.00	0.00
		0.00	1,156.98	0.00	0.00	NA	NA			0.00	0.00
TAX DISTRICT: OLD RICHMOND LEVY TYPE: LATE LIST PENALTY											
2019	284.12	6.49	276.66	1.71	278.84	253.57	25.27	253.47	6.49	276.66	1.05
		0.00	253.57	276.16	0.00	90.94 %	9.06 %			0.00	276.16
Sub.	284.12	6.49	276.66	1.71	278.84	253.57	25.27	253.47	6.49	276.66	1.05
		0.00	253.57	276.16	0.00	90.94 %	9.06 %			0.00	276.16
TAX DISTRICT: OLD RICHMOND LEVY TYPE: TAX											
2019	390,594.83	958.30	3,904.39	8.56	390,862.27	386,403.60	4,458.67	386,403.11	958.30	3,904.39	5.26
		0.00	386,403.60	5,121.57	0.00	98.86 %	1.14 %			0.00	5,121.57
Sub.	390,594.83	958.30	3,904.39	8.56	390,862.27	386,403.60	4,458.67	386,403.11	958.30	3,904.39	5.26
		0.00	386,403.60	5,121.57	0.00	98.86 %	1.14 %			0.00	5,121.57
TAX DISTRICT: PINEY GROVE LEVY TYPE: Interest											
2019	0.00	0.00	0.00	0.00	0.00	1,378.31	0.00	1,378.31	0.00	0.00	0.00

Fiscal Year Activity from July 1, 20XX to June 30, 2020								Activity from July 1, 2019 to June 30, 2020			
Tax Year	Orig. Billed Amt (\$)	Abs. Adj (\$)	Bill Releases (\$)	Disc. Levy (\$)	Net Levy (\$)	Amt Collect. (\$)	Unpaid Balance (\$)	Amt Collect. (\$)	Abs. Adj (\$)	Bill Releases (\$)	Disc. Levy (\$)
		Assessor Refunds (\$)	Net Collections (\$)	Additional Levy (\$)	Collection Fee Amt (\$)	% Coll.	% Uncoll.			Assessor Refunds (\$)	Additional Levy (\$)
		0.00	1,378.31	0.00	0.00	NA	NA			0.00	0.00
Sub.	0.00	0.00	0.00	0.00	0.00	1,378.31	0.00	1,378.31	0.00	0.00	0.00
		0.00	1,378.31	0.00	0.00	NA	NA			0.00	0.00
TAX DISTRICT: PINEY GROVE LEVY TYPE: LATE LIST PENALTY											
2019	267.05	13.36	253.42	0.00	265.43	146.50	118.93	146.50	13.36	253.42	0.00
		0.00	146.50	265.16	0.00	55.19 %	44.81 %			0.00	265.16
Sub.	267.05	13.36	253.42	0.00	265.43	146.50	118.93	146.50	13.36	253.42	0.00
		0.00	146.50	265.16	0.00	55.19 %	44.81 %			0.00	265.16
TAX DISTRICT: PINEY GROVE LEVY TYPE: TAX											
2019	744,412.71	1,033.20	4,685.35	0.00	745,482.18	740,646.15	4,836.03	740,646.15	1,033.20	4,685.35	0.00
		0.00	740,646.15	6,788.02	0.00	99.35 %	0.65 %			0.00	6,788.02
Sub.	744,412.71	1,033.20	4,685.35	0.00	745,482.18	740,646.15	4,836.03	740,646.15	1,033.20	4,685.35	0.00
		0.00	740,646.15	6,788.02	0.00	99.35 %	0.65 %			0.00	6,788.02
TAX DISTRICT: RURAL HALL LEVY TYPE: Interest											
2019	0.00	0.00	0.00	0.00	0.00	1,489.32	0.00	1,489.32	0.00	0.00	0.00
		0.00	1,489.32	0.00	0.00	NA	NA			0.00	0.00
Sub.	0.00	0.00	0.00	0.00	0.00	1,489.32	0.00	1,489.32	0.00	0.00	0.00
		0.00	1,489.32	0.00	0.00	NA	NA			0.00	0.00

Fiscal Year Activity from July 1, 20XX to June 30, 2020								Activity from July 1, 2019 to June 30, 2020			
Tax Year	Orig. Billed Amt (\$)	Abs. Adj (\$)	Bill Releases (\$)	Disc. Levy (\$)	Net Levy (\$)	Amt Collect. (\$)	Unpaid Balance (\$)	Amt Collect. (\$)	Abs. Adj (\$)	Bill Releases (\$)	Disc. Levy (\$)
		Assessor Refunds (\$)	Net Collections (\$)	Additional Levy (\$)	Collection Fee Amt (\$)	% Coll.	% Uncoll.			Assessor Refunds (\$)	Additional Levy (\$)
TAX DISTRICT: RURAL HALL LEVY TYPE: LATE LIST PENALTY											
2019	916.14	94.85	31.78	40.37	925.96	877.32	48.64	877.32	94.85	31.78	40.37
		0.00	877.32	96.08	0.00	94.75 %	5.25 %			0.00	96.08
Sub.	916.14	94.85	31.78	40.37	925.96	877.32	48.64	877.32	94.85	31.78	40.37
		0.00	877.32	96.08	0.00	94.75 %	5.25 %			0.00	96.08
TAX DISTRICT: RURAL HALL LEVY TYPE: TAX											
2019	1,209,313.15	2,213.10	8,213.24	101.98	1,208,305.29	1,201,960.55	6,344.74	1,201,946.35	2,213.10	8,213.24	101.98
		0.00	1,201,960.55	9,316.50	0.00	99.47 %	0.53 %			0.00	9,316.50
Sub.	1,209,313.15	2,213.10	8,213.24	101.98	1,208,305.29	1,201,960.55	6,344.74	1,201,946.35	2,213.10	8,213.24	101.98
		0.00	1,201,960.55	9,316.50	0.00	99.47 %	0.53 %			0.00	9,316.50
TAX DISTRICT: SALEM CHAPEL LEVY TYPE: Interest											
2019	0.00	0.00	0.00	0.00	0.00	312.56	0.00	312.56	0.00	0.00	0.00
		0.00	312.56	0.00	0.00	NA	NA			0.00	0.00
Sub.	0.00	0.00	0.00	0.00	0.00	312.56	0.00	312.56	0.00	0.00	0.00
		0.00	312.56	0.00	0.00	NA	NA			0.00	0.00
TAX DISTRICT: SALEM CHAPEL LEVY TYPE: LATE LIST PENALTY											
2019	70.60	0.25	64.92	6.76	77.20	54.48	22.72	54.48	0.25	64.92	5.44
		0.00	54.48	65.01	0.00	70.57 %	29.43 %			0.00	65.01
Sub.	70.60	0.25	64.92	6.76	77.20	54.48	22.72	54.48	0.25	64.92	5.44
		0.00	54.48	65.01	0.00	70.57 %	29.43 %			0.00	65.01
TAX DISTRICT: SALEM CHAPEL LEVY TYPE: TAX											
2019	97,596.44	56.39	1,446.78	18.28	98,286.41	95,391.95	2,894.46	95,391.95	56.39	1,446.78	13.69

Fiscal Year Activity from July 1, 20XX to June 30, 2020								Activity from July 1, 2019 to June 30, 2020			
Tax Year	Orig. Billed Amt (\$)	Abs. Adj (\$)	Bill Releases (\$)	Disc. Levy (\$)	Net Levy (\$)	Amt Collect. (\$)	Unpaid Balance (\$)	Amt Collect. (\$)	Abs. Adj (\$)	Bill Releases (\$)	Disc. Levy (\$)
		Assessor Refunds (\$)	Net Collections (\$)	Additional Levy (\$)	Collection Fee Amt (\$)	% Coll.	% Uncoll.			Assessor Refunds (\$)	Additional Levy (\$)
		0.40	95,392.35	2,174.86	0.00	97.06 %	2.94 %			0.40	2,174.86
Sub.	97,596.44	56.39	1,446.78	18.28	98,286.41	95,391.95	2,894.46	95,391.95	56.39	1,446.78	13.69
		0.40	95,392.35	2,174.86	0.00	97.06 %	2.94 %			0.40	2,174.86
TAX DISTRICT: SOUTH FORK LEVY TYPE: Interest											
2019	0.00	0.00	0.00	0.00	0.00	2.02	0.00	2.02	0.00	0.00	0.00
		0.00	2.02	0.00	0.00	NA	NA			0.00	0.00
Sub.	0.00	0.00	0.00	0.00	0.00	2.02	0.00	2.02	0.00	0.00	0.00
		0.00	2.02	0.00	0.00	NA	NA			0.00	0.00
TAX DISTRICT: SOUTH FORK LEVY TYPE: LATE LIST PENALTY											
2019	0.59	0.00	0.59	0.00	0.59	0.59	0.00	0.59	0.00	0.59	0.00
		0.00	0.59	0.59	0.00	100 %	0 %			0.00	0.59
Sub.	0.59	0.00	0.59	0.00	0.59	0.59	0.00	0.59	0.00	0.59	0.00
		0.00	0.59	0.59	0.00	100 %	0 %			0.00	0.59
TAX DISTRICT: SOUTH FORK LEVY TYPE: TAX											
2019	5,601.42	3.14	301.02	0.00	5,598.11	5,597.02	1.09	5,597.02	3.14	301.02	0.00
		0.00	5,597.02	300.85	0.00	99.98 %	0.02 %			0.00	300.85
Sub.	5,601.42	3.14	301.02	0.00	5,598.11	5,597.02	1.09	5,597.02	3.14	301.02	0.00
		0.00	5,597.02	300.85	0.00	99.98 %	0.02 %			0.00	300.85

Fiscal Year Activity from July 1, 20XX to June 30, 2020								Activity from July 1, 2019 to June 30, 2020			
Tax Year	Orig. Billed Amt (\$)	Abs. Adj (\$)	Bill Releases (\$)	Disc. Levy (\$)	Net Levy (\$)	Amt Collect. (\$)	Unpaid Balance (\$)	Amt Collect. (\$)	Abs. Adj (\$)	Bill Releases (\$)	Disc. Levy (\$)
		Assessor Refunds (\$)	Net Collections (\$)	Additional Levy (\$)	Collection Fee Amt (\$)	% Coll.	% Uncoll.			Assessor Refunds (\$)	Additional Levy (\$)
TAX DISTRICT: SUBURBAN RURAL HALL LEVY TYPE: Interest											
2019	0.00	0.00	0.00	0.00	0.00	977.87	0.00	977.87	0.00	0.00	0.00
			0.00	977.87	0.00	0.00	NA	NA		0.00	0.00
Sub.	0.00	0.00	0.00	0.00	0.00	977.87	0.00	977.87	0.00	0.00	0.00
		0.00	977.87	0.00	0.00	NA	NA			0.00	0.00
TAX DISTRICT: SUBURBAN RURAL HALL LEVY TYPE: LATE LIST PENALTY											
2019	1,837.02	0.00	215.40	97.46	1,942.24	1,929.16	13.08	1,911.44	0.00	215.22	0.84
			0.00	1,929.16	223.16	0.00	99.33 %	0.67 %		0.00	223.16
Sub.	1,837.02	0.00	215.40	97.46	1,942.24	1,929.16	13.08	1,911.44	0.00	215.22	0.84
		0.00	1,929.16	223.16	0.00	99.33 %	0.67 %			0.00	223.16
TAX DISTRICT: SUBURBAN RURAL HALL LEVY TYPE: TAX											
2019	431,485.41	6,004.78	3,368.99	246.47	427,263.70	422,143.66	5,120.04	422,101.87	6,004.78	3,368.02	2.62
			0.00	422,143.66	4,905.59	0.00	98.80 %	1.20 %		0.00	4,905.59
Sub.	431,485.41	6,004.78	3,368.99	246.47	427,263.70	422,143.66	5,120.04	422,101.87	6,004.78	3,368.02	2.62
		0.00	422,143.66	4,905.59	0.00	98.80 %	1.20 %			0.00	4,905.59
TAX DISTRICT: TALLEYS CROSSING LEVY TYPE: Interest											
2019	0.00	0.00	0.00	0.00	0.00	478.82	0.00	478.82	0.00	0.00	0.00
			0.00	478.82	0.00	0.00	NA	NA		0.00	0.00
Sub.	0.00	0.00	0.00	0.00	0.00	478.82	0.00	478.82	0.00	0.00	0.00
		0.00	478.82	0.00	0.00	NA	NA			0.00	0.00
TAX DISTRICT: TALLEYS CROSSING LEVY TYPE: LATE LIST PENALTY											
2019	141.47	3.51	69.95	2.08	143.31	113.44	29.87	113.44	3.51	69.95	2.08

Fiscal Year Activity from July 1, 20XX to June 30, 2020								Activity from July 1, 2019 to June 30, 2020			
Tax Year	Orig. Billed Amt (\$)	Abs. Adj (\$)	Bill Releases (\$)	Disc. Levy (\$)	Net Levy (\$)	Amt Collect. (\$)	Unpaid Balance (\$)	Amt Collect. (\$)	Abs. Adj (\$)	Bill Releases (\$)	Disc. Levy (\$)
		Assessor Refunds (\$)	Net Collections (\$)	Additional Levy (\$)	Collection Fee Amt (\$)	% Coll.	% Uncoll.			Assessor Refunds (\$)	Additional Levy (\$)
		0.00	113.44	73.22	0.00	79.16 %	20.84 %			0.00	73.22
Sub.	141.47	3.51	69.95	2.08	143.31	113.44	29.87	113.44	3.51	69.95	2.08
		0.00	113.44	73.22	0.00	79.16 %	20.84 %			0.00	73.22
TAX DISTRICT: TALLEYS CROSSING LEVY TYPE: TAX											
2019	176,185.93	505.66	1,841.14	5.38	175,709.35	173,139.73	2,569.62	173,139.73	505.66	1,841.14	5.38
		0.00	173,139.73	1,864.84	0.00	98.54 %	1.46 %			0.00	1,864.84
Sub.	176,185.93	505.66	1,841.14	5.38	175,709.35	173,139.73	2,569.62	173,139.73	505.66	1,841.14	5.38
		0.00	173,139.73	1,864.84	0.00	98.54 %	1.46 %			0.00	1,864.84
TAX DISTRICT: TOBACCOVILLE LEVY TYPE: Interest											
2019	0.00	0.00	0.00	0.00	0.00	329.46	0.00	329.46	0.00	0.00	0.00
		0.00	329.46	0.00	0.00	NA	NA			0.00	0.00
Sub.	0.00	0.00	0.00	0.00	0.00	329.46	0.00	329.46	0.00	0.00	0.00
		0.00	329.46	0.00	0.00	NA	NA			0.00	0.00
TAX DISTRICT: TOBACCOVILLE LEVY TYPE: LATE LIST PENALTY											
2019	105.46	0.15	105.03	0.66	105.85	102.49	3.36	102.49	0.15	105.03	0.66
		0.00	102.49	104.91	0.00	96.83 %	3.17 %			0.00	104.91
Sub.	105.46	0.15	105.03	0.66	105.85	102.49	3.36	102.49	0.15	105.03	0.66
		0.00	102.49	104.91	0.00	96.83 %	3.17 %			0.00	104.91

Fiscal Year Activity from July 1, 20XX to June 30, 2020								Activity from July 1, 2019 to June 30, 2020			
Tax Year	Orig. Billed Amt (\$)	Abs. Adj (\$)	Bill Releases (\$)	Disc. Levy (\$)	Net Levy (\$)	Amt Collect. (\$)	Unpaid Balance (\$)	Amt Collect. (\$)	Abs. Adj (\$)	Bill Releases (\$)	Disc. Levy (\$)
		Assessor Refunds (\$)	Net Collections (\$)	Additional Levy (\$)	Collection Fee Amt (\$)	% Coll.	% Uncoll.			Assessor Refunds (\$)	Additional Levy (\$)
TAX DISTRICT: TOBACCOVILLE LEVY TYPE: TAX											
2019	88,874.36	98.11	1,176.83	3.17	89,194.08	88,337.28	856.80	88,337.28	98.11	1,176.83	3.17
		0.00	88,337.28	1,591.49	0.00	99.04 %	0.96 %			0.00	1,591.49
Sub.	88,874.36	98.11	1,176.83	3.17	89,194.08	88,337.28	856.80	88,337.28	98.11	1,176.83	3.17
		0.00	88,337.28	1,591.49	0.00	99.04 %	0.96 %			0.00	1,591.49
TAX DISTRICT: TRIANGLE LEVY TYPE: Interest											
2019	0.00	0.00	0.00	0.00	0.00	475.97	0.00	464.78	0.00	0.00	0.00
		0.00	475.97	0.00	0.00	NA	NA			0.00	0.00
Sub.	0.00	0.00	0.00	0.00	0.00	475.97	0.00	464.78	0.00	0.00	0.00
		0.00	475.97	0.00	0.00	NA	NA			0.00	0.00
TAX DISTRICT: TRIANGLE LEVY TYPE: LATE LIST PENALTY											
2019	247.11	97.97	246.81	0.00	148.62	145.57	3.05	145.57	97.97	246.81	0.00
		0.00	145.57	246.29	0.00	97.95 %	2.05 %			0.00	246.29
Sub.	247.11	97.97	246.81	0.00	148.62	145.57	3.05	145.57	97.97	246.81	0.00
		0.00	145.57	246.29	0.00	97.95 %	2.05 %			0.00	246.29
TAX DISTRICT: TRIANGLE LEVY TYPE: TAX											
2019	98,993.14	1,882.52	5,387.91	0.00	100,340.66	99,876.69	463.97	99,772.27	1,882.52	5,387.91	0.00
		0.00	99,876.69	8,617.95	0.00	99.54 %	0.46 %			0.00	8,513.53
Sub.	98,993.14	1,882.52	5,387.91	0.00	100,340.66	99,876.69	463.97	99,772.27	1,882.52	5,387.91	0.00
		0.00	99,876.69	8,617.95	0.00	99.54 %	0.46 %			0.00	8,513.53
TAX DISTRICT: UNION CROSS LEVY TYPE: Interest											
2019	0.00	0.00	0.00	0.00	0.00	1,125.18	0.00	1,104.98	0.00	0.00	0.00

Fiscal Year Activity from July 1, 20XX to June 30, 2020								Activity from July 1, 2019 to June 30, 2020			
Tax Year	Orig. Billed Amt (\$)	Abs. Adj (\$)	Bill Releases (\$)	Disc. Levy (\$)	Net Levy (\$)	Amt Collect. (\$)	Unpaid Balance (\$)	Amt Collect. (\$)	Abs. Adj (\$)	Bill Releases (\$)	Disc. Levy (\$)
		Assessor Refunds (\$)	Net Collections (\$)	Additional Levy (\$)	Collection Fee Amt (\$)	% Coll.	% Uncoll.			Assessor Refunds (\$)	Additional Levy (\$)
		0.00	1,125.18	0.00	0.00	NA	NA			0.00	0.00
Sub.	0.00	0.00	0.00	0.00	0.00	1,125.18	0.00	1,104.98	0.00	0.00	0.00
		0.00	1,125.18	0.00	0.00	NA	NA			0.00	0.00
TAX DISTRICT: UNION CROSS LEVY TYPE: LATE LIST PENALTY											
2019	96.58	7.72	94.43	2.85	95.93	83.52	12.41	80.67	7.72	94.43	0.00
		0.00	83.52	98.65	0.00	87.06 %	12.94 %			0.00	98.65
Sub.	96.58	7.72	94.43	2.85	95.93	83.52	12.41	80.67	7.72	94.43	0.00
		0.00	83.52	98.65	0.00	87.06 %	12.94 %			0.00	98.65
TAX DISTRICT: UNION CROSS LEVY TYPE: TAX											
2019	307,663.44	8,458.29	2,464.40	9.56	304,402.01	301,853.36	2,548.65	301,688.53	8,458.29	2,464.40	0.00
		57.70	301,911.06	7,651.70	0.00	99.16 %	0.84 %			57.70	7,496.43
Sub.	307,663.44	8,458.29	2,464.40	9.56	304,402.01	301,853.36	2,548.65	301,688.53	8,458.29	2,464.40	0.00
		57.70	301,911.06	7,651.70	0.00	99.16 %	0.84 %			57.70	7,496.43
TAX DISTRICT: VIENNA LEVY TYPE: Interest											
2019	0.00	0.00	0.00	0.00	0.00	992.12	0.00	847.29	0.00	0.00	0.00
		0.00	992.12	0.00	0.00	NA	NA			0.00	0.00
Sub.	0.00	0.00	0.00	0.00	0.00	992.12	0.00	847.29	0.00	0.00	0.00
		0.00	992.12	0.00	0.00	NA	NA			0.00	0.00

Fiscal Year Activity from July 1, 20XX to June 30, 2020								Activity from July 1, 2019 to June 30, 2020			
Tax Year	Orig. Billed Amt (\$)	Abs. Adj (\$)	Bill Releases (\$)	Disc. Levy (\$)	Net Levy (\$)	Amt Collect. (\$)	Unpaid Balance (\$)	Amt Collect. (\$)	Abs. Adj (\$)	Bill Releases (\$)	Disc. Levy (\$)
		Assessor Refunds (\$)	Net Collections (\$)	Additional Levy (\$)	Collection Fee Amt (\$)	% Coll.	% Uncoll.			Assessor Refunds (\$)	Additional Levy (\$)
TAX DISTRICT: VIENNA LEVY TYPE: LATE LIST PENALTY											
2019	176.52	2.01	173.80	30.27	203.38	160.61	42.77	159.47	1.73	173.80	28.25
		0.00	160.61	172.40	0.00	78.97 %	21.03 %			0.00	172.40
Sub.	176.52	2.01	173.80	30.27	203.38	160.61	42.77	159.47	1.73	173.80	28.25
		0.00	160.61	172.40	0.00	78.97 %	21.03 %			0.00	172.40
TAX DISTRICT: VIENNA LEVY TYPE: TAX											
2019	580,229.40	1,414.29	2,119.73	83.21	580,591.26	577,171.58	3,419.68	576,058.09	1,412.88	2,119.73	75.55
		0.00	577,171.58	3,812.67	0.00	99.41 %	0.59 %			0.00	2,703.00
Sub.	580,229.40	1,414.29	2,119.73	83.21	580,591.26	577,171.58	3,419.68	576,058.09	1,412.88	2,119.73	75.55
		0.00	577,171.58	3,812.67	0.00	99.41 %	0.59 %			0.00	2,703.00
TAX DISTRICT: WALKERTOWN LEVY TYPE: Interest											
2019	0.00	0.00	0.00	0.00	0.00	1,346.72	0.00	1,346.72	0.00	0.00	0.00
		0.00	1,346.72	0.00	0.00	NA	NA			0.00	0.00
Sub.	0.00	0.00	0.00	0.00	0.00	1,346.72	0.00	1,346.72	0.00	0.00	0.00
		0.00	1,346.72	0.00	0.00	NA	NA			0.00	0.00
TAX DISTRICT: WALKERTOWN LEVY TYPE: LATE LIST PENALTY											
2019	556.34	2.84	40.89	1,716.80	2,269.12	2,224.04	45.08	2,222.66	2.84	40.89	1,715.42
		0.00	2,224.04	39.71	0.00	98.01 %	1.99 %			0.00	39.71
Sub.	556.34	2.84	40.89	1,716.80	2,269.12	2,224.04	45.08	2,222.66	2.84	40.89	1,715.42
		0.00	2,224.04	39.71	0.00	98.01 %	1.99 %			0.00	39.71
TAX DISTRICT: WALKERTOWN LEVY TYPE: TAX											
2019	900,724.78	843.48	12,679.42	8,266.96	908,243.30	898,268.33	9,974.97	898,260.54	843.48	12,679.42	8,259.17

Fiscal Year Activity from July 1, 20XX to June 30, 2020								Activity from July 1, 2019 to June 30, 2020			
Tax Year	Orig. Billed Amt (\$)	Abs. Adj (\$)	Bill Releases (\$)	Disc. Levy (\$)	Net Levy (\$)	Amt Collect. (\$)	Unpaid Balance (\$)	Amt Collect. (\$)	Abs. Adj (\$)	Bill Releases (\$)	Disc. Levy (\$)
		Assessor Refunds (\$)	Net Collections (\$)	Additional Levy (\$)	Collection Fee Amt (\$)	% Coll.	% Uncoll.			Assessor Refunds (\$)	Additional Levy (\$)
		0.00	898,268.33	12,774.46	0.00	98.90 %	1.10 %			0.00	12,774.46
Sub.	900,724.78	843.48	12,679.42	8,266.96	908,243.30	898,268.33	9,974.97	898,260.54	843.48	12,679.42	8,259.17
		0.00	898,268.33	12,774.46	0.00	98.90 %	1.10 %			0.00	12,774.46
TAX DISTRICT: WALKERTOWN (NE) FIRE LEVY TYPE: Interest											
2019	0.00	0.00	0.00	0.00	0.00	783.64	0.00	782.51	0.00	0.00	0.00
		0.00	783.64	0.00	0.00	NA	NA			0.00	0.00
Sub.	0.00	0.00	0.00	0.00	0.00	783.64	0.00	782.51	0.00	0.00	0.00
		0.00	783.64	0.00	0.00	NA	NA			0.00	0.00
TAX DISTRICT: WALKERTOWN (NE) FIRE LEVY TYPE: LATE LIST PENALTY											
2019	160.14	22.96	159.75	34.52	172.75	129.83	42.92	127.83	3.80	159.74	0.00
		0.00	129.83	160.80	0.00	75.15 %	24.85 %			0.00	160.80
Sub.	160.14	22.96	159.75	34.52	172.75	129.83	42.92	127.83	3.80	159.74	0.00
		0.00	129.83	160.80	0.00	75.15 %	24.85 %			0.00	160.80
TAX DISTRICT: WALKERTOWN (NE) FIRE LEVY TYPE: TAX											
2019	336,896.26	676.16	4,357.71	103.49	336,659.73	330,179.33	6,480.40	330,162.17	615.51	4,357.61	0.00
		0.00	330,179.33	4,693.85	0.00	98.08 %	1.92 %			0.00	4,685.25
Sub.	336,896.26	676.16	4,357.71	103.49	336,659.73	330,179.33	6,480.40	330,162.17	615.51	4,357.61	0.00
		0.00	330,179.33	4,693.85	0.00	98.08 %	1.92 %			0.00	4,685.25

Fiscal Year Activity from July 1, 20XX to June 30, 2020								Activity from July 1, 2019 to June 30, 2020			
Tax Year	Orig. Billed Amt (\$)	Abs. Adj (\$)	Bill Releases (\$)	Disc. Levy (\$)	Net Levy (\$)	Amt Collect. (\$)	Unpaid Balance (\$)	Amt Collect. (\$)	Abs. Adj (\$)	Bill Releases (\$)	Disc. Levy (\$)
		Assessor Refunds (\$)	Net Collections (\$)	Additional Levy (\$)	Collection Fee Amt (\$)	% Coll.	% Uncoll.			Assessor Refunds (\$)	Additional Levy (\$)
TAX DISTRICT: WEST BEND LEVY TYPE: Interest											
2019	0.00	0.00	0.00	0.00	0.00	123.79	0.00	123.79	0.00	0.00	0.00
			123.79	0.00	0.00	NA	NA			0.00	0.00
Sub.	0.00	0.00	0.00	0.00	0.00	123.79	0.00	123.79	0.00	0.00	0.00
		0.00	123.79	0.00	0.00	NA	NA			0.00	0.00
TAX DISTRICT: WEST BEND LEVY TYPE: LATE LIST PENALTY											
2019	37.56	0.00	37.59	0.00	35.92	35.92	0.00	35.92	0.00	37.59	0.00
			35.92	35.95	0.00	100 %	0 %			0.00	35.95
Sub.	37.56	0.00	37.59	0.00	35.92	35.92	0.00	35.92	0.00	37.59	0.00
		0.00	35.92	35.95	0.00	100 %	0 %			0.00	35.95
TAX DISTRICT: WEST BEND LEVY TYPE: TAX											
2019	47,392.73	0.00	762.13	0.00	47,375.19	47,374.43	0.76	47,374.43	0.00	762.13	0.00
			47,374.43	744.59	0.00	100.00 %	0.00 %			0.00	744.59
Sub.	47,392.73	0.00	762.13	0.00	47,375.19	47,374.43	0.76	47,374.43	0.00	762.13	0.00
		0.00	47,374.43	744.59	0.00	100.00 %	0.00 %			0.00	744.59
TAX DISTRICT: WINSTON-SALEM LEVY TYPE: Interest											
2019	0.00	0.00	0.00	0.00	0.00	251,375.30	0.00	250,834.76	0.00	0.00	0.00
			251,375.30	0.00	0.00	NA	NA			0.00	0.00
Sub.	0.00	0.00	0.00	0.00	0.00	251,375.30	0.00	250,834.76	0.00	0.00	0.00
		0.00	251,375.30	0.00	0.00	NA	NA			0.00	0.00
TAX DISTRICT: WINSTON-SALEM LEVY TYPE: LATE LIST PENALTY											
2019	98,095.18	25,350.44	2,617.29	21,420.38	94,974.46	86,715.90	8,258.56	84,955.16	25,181.89	2,617.29	18,339.46

Fiscal Year Activity from July 1, 20XX to June 30, 2020								Activity from July 1, 2019 to June 30, 2020			
Tax Year	Orig. Billed Amt (\$)	Abs. Adj (\$)	Bill Releases (\$)	Disc. Levy (\$)	Net Levy (\$)	Amt Collect. (\$)	Unpaid Balance (\$)	Amt Collect. (\$)	Abs. Adj (\$)	Bill Releases (\$)	Disc. Levy (\$)
		Assessor Refunds (\$)	Net Collections (\$)	Additional Levy (\$)	Collection Fee Amt (\$)	% Coll.	% Uncoll.			Assessor Refunds (\$)	Additional Levy (\$)
		144.31	86,860.21	3,426.63	0.00	91.30 %	8.70 %			144.31	3,420.43
Sub.	98,095.18	25,350.44	2,617.29	21,420.38	94,974.46	86,715.90	8,258.56	84,955.16	25,181.89	2,617.29	18,339.46
		144.31	86,860.21	3,426.63	0.00	91.30 %	8.70 %			144.31	3,420.43
TAX DISTRICT: WINSTON-SALEM LEVY TYPE: TAX											
2019	133,994,204.97	919,827.21	528,063.32	88,925.02	133,669,836.19	132,080,220.14	1,589,616.05	132,062,380.79	919,732.71	527,429.27	68,101.54
		63,928.97	132,144,149.11	1,034,596.73	0.00	98.81 %	1.19 %			63,928.97	1,030,375.47
Sub.	133,994,204.97	919,827.21	528,063.32	88,925.02	133,669,836.19	132,080,220.14	1,589,616.05	132,062,380.79	919,732.71	527,429.27	68,101.54
		63,928.97	132,144,149.11	1,034,596.73	0.00	98.81 %	1.19 %			63,928.97	1,030,375.47
TAX DISTRICT: WINSTON-SALEM LEVY TYPE: VEHICLE FEE											
2019	100,845.00	3,600.00	22,335.00	585.00	98,340.00	66,226.59	32,113.41	65,776.59	3,600.00	22,335.00	60.00
		30.00	66,256.59	22,845.00	0.00	67.34 %	32.66 %			30.00	22,815.00
Sub.	100,845.00	3,600.00	22,335.00	585.00	98,340.00	66,226.59	32,113.41	65,776.59	3,600.00	22,335.00	60.00
		30.00	66,256.59	22,845.00	0.00	67.34 %	32.66 %			30.00	22,815.00
Total	168,845,942.20	1,089,410.03	843,275.36	130,592.93	168,481,563.18	166,964,933.22	1,829,261.44	166,939,481.79	1,089,062.77	842,640.05	104,557.08
		72,711.06	167,037,644.28	1,437,713.44	0.00	98.91 %	1.09 %			72,711.06	1,429,895.82

Signature (Tax Collector) _____

Report Parameters:

Date Sent to Finance Start: **Min - January 1, 2019**

Date Sent to Finance End: **Max - June 30, 2020**

Abstract Type: **BUS,IND,PUB,REI,RMV**

Tax District: **FORSYTH**

Levy Type: **Interest, LATE LIST PENALTY, TAX**

Tax Year: **2019**

Year For: **2019, 2018, 2017, 2016, 2015, 2014, 2013, 2012, 2011, 2010, 2009, 2008, 2007, 2006, 2005, 2004, 2003, 2002, 2001, 1999**

Collapse Districts: **N**

Default Sort-By: **Tax Year**

Grouping: **Tax District,Levy Type**

Fiscal Year Activity from July 1, 20XX to June 30, 2020								Activity from January 1, 2019 to June 30, 2020			
Tax Year	Orig. Billed Amt (\$)	Abs. Adj (\$)	Bill Releases (\$)	Disc. Levy (\$)	Net Levy (\$)	Amt Collect. (\$)	Unpaid Balance (\$)	Amt Collect. (\$)	Abs. Adj (\$)	Bill Releases (\$)	Disc. Levy (\$)
		Assessor Refunds (\$)	Net Collections (\$)	Additional Levy (\$)	Collection Fee Amt (\$)	% Coll.	% Uncoll.			Assessor Refunds (\$)	Additional Levy (\$)
TAX DISTRICT: FORSYTH LEVY TYPE: Interest											
2019	0.00	0.00	0.00	0.00	0.00	474,888.13	0.00	474,888.13	0.00	0.00	0.00
		0.00	474,888.13	0.00	0.00	NA	NA			0.00	0.00
Sub.	0.00	0.00	0.00	0.00	0.00	474,888.13	0.00	474,888.13	0.00	0.00	0.00
		0.00	474,888.13	0.00	0.00	NA	NA			0.00	0.00
TAX DISTRICT: FORSYTH LEVY TYPE: LATE LIST PENALTY											
2019	205,423.05	40,795.10	34,252.47	36,135.51	202,078.14	186,799.89	15,278.25	186,799.89	40,795.10	34,252.47	36,135.51
		195.76	186,995.65	35,567.15	0.00	92.44 %	7.56 %			195.76	35,567.15
Sub.	205,423.05	40,795.10	34,252.47	36,135.51	202,078.14	186,799.89	15,278.25	186,799.89	40,795.10	34,252.47	36,135.51
		195.76	186,995.65	35,567.15	0.00	92.44 %	7.56 %			195.76	35,567.15

Fiscal Year Activity from July 1, 20XX to June 30, 2020								Activity from January 1, 2019 to June 30, 2020			
Tax Year	Orig. Billed Amt (\$)	Abs. Adj (\$)	Bill Releases (\$)	Disc. Levy (\$)	Net Levy (\$)	Amt Collect. (\$)	Unpaid Balance (\$)	Amt Collect. (\$)	Abs. Adj (\$)	Bill Releases (\$)	Disc. Levy (\$)
		Assessor Refunds (\$)	Net Collections (\$)	Additional Levy (\$)	Collection Fee Amt (\$)	% Coll.	% Uncoll.			Assessor Refunds (\$)	Additional Levy (\$)
TAX DISTRICT: FORSYTH								LEVY TYPE: TAX			
2019	256,503,937.73	1,384,884.67	1,435,029.52	145,974.26	256,092,261.36	253,536,340.67	2,555,920.69	253,536,340.67	1,384,884.67	1,435,029.52	145,974.26
		76,207.47	253,612,548.14	2,262,263.56	0.00	99.00 %	1.00 %			76,207.47	2,262,263.56
Sub.	256,503,937.73	1,384,884.67	1,435,029.52	145,974.26	256,092,261.36	253,536,340.67	2,555,920.69	253,536,340.67	1,384,884.67	1,435,029.52	145,974.26
		76,207.47	253,612,548.14	2,262,263.56	0.00	99.00 %	1.00 %			76,207.47	2,262,263.56
Total	256,709,360.78	1,425,679.77	1,469,281.99	182,109.77	256,294,339.50	254,198,028.69	2,571,198.94	254,198,028.69	1,425,679.77	1,469,281.99	182,109.77
		76,403.23	254,274,431.92	2,297,830.71	0.00	99.00 %	1.00 %			76,403.23	2,297,830.71

Signature (Tax Collector) _____

Report Parameters:

Date Sent to Finance Start: **Min - January 1, 2019**

Date Sent to Finance End: **Max - June 30, 2020**

Abstract Type: **BUS,IND,PUB,REI,RMV**

Tax District: **BEESONS CROSS ROADS, BEESONS SERV DIST, BELEWS CREEK, BETHANIA, CITY VIEW, CLEMMONS, CLEMMONS FIRE DIST, COUNTYWIDE FIRE, DOWNTOWN WS BUS DIST, FOREST HILL, GRIFFITH, GUMTREE, HIGH POINT, HORNEYTOWN, KERNERSVILLE, KING, KING FIRE DIST, LEWISVILLE, LEWISVILLE FIRE DIST, MIN SPRING SERV DIST, MINERAL SPRINGS, MOUNT TABOR, MUNICIPAL SERV DIST, OLD RICHMOND, PINEY GROVE, RURAL HALL, SALEM CHAPEL, SOUTH FORK, SUBURBAN RURAL HALL, TALLEYS CROSSING, TOBACCOVILLE, TRIANGLE, UNION CROSS, VIENNA, WALKERTOWN, WALKERTOWN (NE) FIRE, WEST BEND, WINSTON-SALEM**

Levy Type: **CL STORM WATER, Interest, KE RECYCLE FEE, KE STORM WATER, KE STRMWTR2, LATE LIST PENALTY, TAX, VEHICLE FEE**

Tax Year: **2019**

Year For: **2019, 2018, 2017, 2016, 2015, 2014, 2013, 2012, 2011, 2010, 2009, 2008, 2007, 2006, 2005, 2004, 2003, 2002, 2001, 1999**

Collapse Districts: **N**

Default Sort-By: **Tax Year**

Grouping: **Tax District,Levy Type**

Fiscal Year Activity from July 1, 20XX to June 30, 2020								Activity from January 1, 2019 to June 30, 2020			
Tax Year	Orig. Billed Amt (\$)	Abs. Adj (\$)	Bill Releases (\$)	Disc. Levy (\$)	Net Levy (\$)	Amt Collect. (\$)	Unpaid Balance (\$)	Amt Collect. (\$)	Abs. Adj (\$)	Bill Releases (\$)	Disc. Levy (\$)
		Assessor Refunds (\$)	Net Collections (\$)	Additional Levy (\$)	Collection Fee Amt (\$)	% Coll.	% Uncoll.			Assessor Refunds (\$)	Additional Levy (\$)
TAX DISTRICT: BEESONS CROSS ROADS LEVY TYPE: Interest											
2019	0.00	0.00	0.00	0.00	0.00	426.50	0.00	426.50	0.00	0.00	0.00
		0.00	426.50	0.00	0.00	NA	NA			0.00	0.00
Sub.	0.00	0.00	0.00	0.00	0.00	426.50	0.00	426.50	0.00	0.00	0.00
		0.00	426.50	0.00	0.00	NA	NA			0.00	0.00
TAX DISTRICT: BEESONS CROSS ROADS LEVY TYPE: LATE LIST PENALTY											
2019	113.46	0.76	56.00	1.11	114.05	108.19	5.86	108.19	0.76	56.00	1.11
		0.00	108.19	56.24	0.00	94.86 %	5.14 %			0.00	56.24
Sub.	113.46	0.76	56.00	1.11	114.05	108.19	5.86	108.19	0.76	56.00	1.11
		0.00	108.19	56.24	0.00	94.86 %	5.14 %			0.00	56.24

Fiscal Year Activity from July 1, 20XX to June 30, 2020								Activity from January 1, 2019 to June 30, 2020			
Tax Year	Orig. Billed Amt (\$)	Abs. Adj (\$)	Bill Releases (\$)	Disc. Levy (\$)	Net Levy (\$)	Amt Collect. (\$)	Unpaid Balance (\$)	Amt Collect. (\$)	Abs. Adj (\$)	Bill Releases (\$)	Disc. Levy (\$)
		Assessor Refunds (\$)	Net Collections (\$)	Additional Levy (\$)	Collection Fee Amt (\$)	% Coll.	% Uncoll.			Assessor Refunds (\$)	Additional Levy (\$)
TAX DISTRICT: BEESONS CROSS ROADS LEVY TYPE: TAX											
2019	266,993.55	385.24	3,353.82	4.72	266,763.40	264,717.62	2,045.78	264,717.62	385.24	3,353.82	4.72
		0.00	264,717.62	3,504.19	0.00	99.23 %	0.77 %			0.00	3,504.19
Sub.	266,993.55	385.24	3,353.82	4.72	266,763.40	264,717.62	2,045.78	264,717.62	385.24	3,353.82	4.72
		0.00	264,717.62	3,504.19	0.00	99.23 %	0.77 %			0.00	3,504.19
TAX DISTRICT: BEESONS SERV DIST LEVY TYPE: Interest											
2019	0.00	0.00	0.00	0.00	0.00	74.86	0.00	74.86	0.00	0.00	0.00
		0.00	74.86	0.00	0.00	NA	NA			0.00	0.00
Sub.	0.00	0.00	0.00	0.00	0.00	74.86	0.00	74.86	0.00	0.00	0.00
		0.00	74.86	0.00	0.00	NA	NA			0.00	0.00
TAX DISTRICT: BEESONS SERV DIST LEVY TYPE: LATE LIST PENALTY											
2019	10.97	0.00	10.28	0.00	11.01	10.84	0.17	10.84	0.00	10.28	0.00
		0.00	10.84	10.32	0.00	98.46 %	1.54 %			0.00	10.32
Sub.	10.97	0.00	10.28	0.00	11.01	10.84	0.17	10.84	0.00	10.28	0.00
		0.00	10.84	10.32	0.00	98.46 %	1.54 %			0.00	10.32
TAX DISTRICT: BEESONS SERV DIST LEVY TYPE: TAX											
2019	28,816.88	220.97	279.09	0.00	29,044.68	28,819.54	225.14	28,819.54	220.97	279.09	0.00
		0.00	28,819.54	727.86	0.00	99.22 %	0.78 %			0.00	727.86
Sub.	28,816.88	220.97	279.09	0.00	29,044.68	28,819.54	225.14	28,819.54	220.97	279.09	0.00
		0.00	28,819.54	727.86	0.00	99.22 %	0.78 %			0.00	727.86
TAX DISTRICT: BELEWS CREEK LEVY TYPE: Interest											
2019	0.00	0.00	0.00	0.00	0.00	662.00	0.00	662.00	0.00	0.00	0.00

Fiscal Year Activity from July 1, 20XX to June 30, 2020								Activity from January 1, 2019 to June 30, 2020			
Tax Year	Orig. Billed Amt (\$)	Abs. Adj (\$)	Bill Releases (\$)	Disc. Levy (\$)	Net Levy (\$)	Amt Collect. (\$)	Unpaid Balance (\$)	Amt Collect. (\$)	Abs. Adj (\$)	Bill Releases (\$)	Disc. Levy (\$)
		Assessor Refunds (\$)	Net Collections (\$)	Additional Levy (\$)	Collection Fee Amt (\$)	% Coll.	% Uncoll.			Assessor Refunds (\$)	Additional Levy (\$)
		0.00	662.00	0.00	0.00	NA	NA			0.00	0.00
Sub.	0.00	0.00	0.00	0.00	0.00	662.00	0.00	662.00	0.00	0.00	0.00
		0.00	662.00	0.00	0.00	NA	NA			0.00	0.00
TAX DISTRICT: BELEWS CREEK LEVY TYPE: LATE LIST PENALTY											
2019	127.45	5.94	119.63	47.45	168.53	141.32	27.21	141.32	5.94	119.63	47.45
		0.00	141.32	119.20	0.00	83.85 %	16.15 %			0.00	119.20
Sub.	127.45	5.94	119.63	47.45	168.53	141.32	27.21	141.32	5.94	119.63	47.45
		0.00	141.32	119.20	0.00	83.85 %	16.15 %			0.00	119.20
TAX DISTRICT: BELEWS CREEK LEVY TYPE: TAX											
2019	355,101.08	385.89	6,453.28	152.77	355,130.67	352,080.43	3,050.24	352,080.43	385.89	6,453.28	152.77
		-8.68	352,071.75	6,715.99	0.00	99.14 %	0.86 %			-8.68	6,715.99
Sub.	355,101.08	385.89	6,453.28	152.77	355,130.67	352,080.43	3,050.24	352,080.43	385.89	6,453.28	152.77
		-8.68	352,071.75	6,715.99	0.00	99.14 %	0.86 %			-8.68	6,715.99
TAX DISTRICT: BETHANIA LEVY TYPE: Interest											
2019	0.00	0.00	0.00	0.00	0.00	199.26	0.00	199.26	0.00	0.00	0.00
		0.00	199.26	0.00	0.00	NA	NA			0.00	0.00
Sub.	0.00	0.00	0.00	0.00	0.00	199.26	0.00	199.26	0.00	0.00	0.00
		0.00	199.26	0.00	0.00	NA	NA			0.00	0.00

Fiscal Year Activity from July 1, 20XX to June 30, 2020								Activity from January 1, 2019 to June 30, 2020			
Tax Year	Orig. Billed Amt (\$)	Abs. Adj (\$)	Bill Releases (\$)	Disc. Levy (\$)	Net Levy (\$)	Amt Collect. (\$)	Unpaid Balance (\$)	Amt Collect. (\$)	Abs. Adj (\$)	Bill Releases (\$)	Disc. Levy (\$)
		Assessor Refunds (\$)	Net Collections (\$)	Additional Levy (\$)	Collection Fee Amt (\$)	% Coll.	% Uncoll.			Assessor Refunds (\$)	Additional Levy (\$)
TAX DISTRICT: BETHANIA LEVY TYPE: LATE LIST PENALTY											
2019	10.67	0.00	5.64	0.00	10.61	10.61	0.00	10.61	0.00	5.64	0.00
		0.00	10.61	5.58	0.00	100 %	0 %			0.00	5.58
Sub.	10.67	0.00	5.64	0.00	10.61	10.61	0.00	10.61	0.00	5.64	0.00
		0.00	10.61	5.58	0.00	100 %	0 %			0.00	5.58
TAX DISTRICT: BETHANIA LEVY TYPE: TAX											
2019	94,443.01	0.00	947.84	0.00	94,433.69	93,962.87	470.82	93,962.87	0.00	947.84	0.00
		0.00	93,962.87	938.52	0.00	99.50 %	0.50 %			0.00	938.52
Sub.	94,443.01	0.00	947.84	0.00	94,433.69	93,962.87	470.82	93,962.87	0.00	947.84	0.00
		0.00	93,962.87	938.52	0.00	99.50 %	0.50 %			0.00	938.52
TAX DISTRICT: CITY VIEW LEVY TYPE: Interest											
2019	0.00	0.00	0.00	0.00	0.00	94.73	0.00	94.73	0.00	0.00	0.00
		0.00	94.73	0.00	0.00	NA	NA			0.00	0.00
Sub.	0.00	0.00	0.00	0.00	0.00	94.73	0.00	94.73	0.00	0.00	0.00
		0.00	94.73	0.00	0.00	NA	NA			0.00	0.00
TAX DISTRICT: CITY VIEW LEVY TYPE: LATE LIST PENALTY											
2019	9.77	0.25	9.82	0.11	8.11	4.30	3.81	4.30	0.25	9.82	0.11
		0.00	4.30	8.30	0.00	53.02 %	46.98 %			0.00	8.30
Sub.	9.77	0.25	9.82	0.11	8.11	4.30	3.81	4.30	0.25	9.82	0.11
		0.00	4.30	8.30	0.00	53.02 %	46.98 %			0.00	8.30
TAX DISTRICT: CITY VIEW LEVY TYPE: TAX											
2019	38,849.85	14.87	223.52	0.54	38,818.35	38,572.29	246.06	38,572.29	14.87	223.52	0.54

Fiscal Year Activity from July 1, 20XX to June 30, 2020								Activity from January 1, 2019 to June 30, 2020			
Tax Year	Orig. Billed Amt (\$)	Abs. Adj (\$)	Bill Releases (\$)	Disc. Levy (\$)	Net Levy (\$)	Amt Collect. (\$)	Unpaid Balance (\$)	Amt Collect. (\$)	Abs. Adj (\$)	Bill Releases (\$)	Disc. Levy (\$)
		Assessor Refunds (\$)	Net Collections (\$)	Additional Levy (\$)	Collection Fee Amt (\$)	% Coll.	% Uncoll.			Assessor Refunds (\$)	Additional Levy (\$)
		11.75	38,584.04	206.35	0.00	99.37 %	0.63 %			11.75	206.35
Sub.	38,849.85	14.87	223.52	0.54	38,818.35	38,572.29	246.06	38,572.29	14.87	223.52	0.54
		11.75	38,584.04	206.35	0.00	99.37 %	0.63 %			11.75	206.35
TAX DISTRICT: CLEMMONS LEVY TYPE: CL STORM WATER											
2019	788,040.00	705.00	0.10	45.00	788,039.90	785,831.39	2,208.51	785,831.39	705.00	0.10	45.00
		0.00	785,831.39	660.00	0.00	99.72 %	0.28 %			0.00	660.00
Sub.	788,040.00	705.00	0.10	45.00	788,039.90	785,831.39	2,208.51	785,831.39	705.00	0.10	45.00
		0.00	785,831.39	660.00	0.00	99.72 %	0.28 %			0.00	660.00
TAX DISTRICT: CLEMMONS LEVY TYPE: Interest											
2019	0.00	0.00	0.00	0.00	0.00	6,913.13	0.00	6,913.13	0.00	0.00	0.00
		0.00	6,913.13	0.00	0.00	NA	NA			0.00	0.00
Sub.	0.00	0.00	0.00	0.00	0.00	6,913.13	0.00	6,913.13	0.00	0.00	0.00
		0.00	6,913.13	0.00	0.00	NA	NA			0.00	0.00
TAX DISTRICT: CLEMMONS LEVY TYPE: LATE LIST PENALTY											
2019	1,664.23	785.58	1,417.08	63.74	937.89	822.38	115.51	822.38	785.58	1,417.08	63.74
		0.00	822.38	1,412.58	0.00	87.68 %	12.32 %			0.00	1,412.58
Sub.	1,664.23	785.58	1,417.08	63.74	937.89	822.38	115.51	822.38	785.58	1,417.08	63.74
		0.00	822.38	1,412.58	0.00	87.68 %	12.32 %			0.00	1,412.58

Fiscal Year Activity from July 1, 20XX to June 30, 2020								Activity from January 1, 2019 to June 30, 2020			
Tax Year	Orig. Billed Amt (\$)	Abs. Adj (\$)	Bill Releases (\$)	Disc. Levy (\$)	Net Levy (\$)	Amt Collect. (\$)	Unpaid Balance (\$)	Amt Collect. (\$)	Abs. Adj (\$)	Bill Releases (\$)	Disc. Levy (\$)
		Assessor Refunds (\$)	Net Collections (\$)	Additional Levy (\$)	Collection Fee Amt (\$)	% Coll.	% Uncoll.			Assessor Refunds (\$)	Additional Levy (\$)
TAX DISTRICT: CLEMMONS LEVY TYPE: TAX											
2019	2,395,754.16	2,759.10	18,555.75	661.86	2,395,082.85	2,386,766.10	8,316.75	2,386,766.10	2,759.10	18,555.75	661.86
		0.00	2,386,766.10	19,981.68	0.00	99.65 %	0.35 %			0.00	19,981.68
Sub.	2,395,754.16	2,759.10	18,555.75	661.86	2,395,082.85	2,386,766.10	8,316.75	2,386,766.10	2,759.10	18,555.75	661.86
		0.00	2,386,766.10	19,981.68	0.00	99.65 %	0.35 %			0.00	19,981.68
TAX DISTRICT: CLEMMONS FIRE DIST LEVY TYPE: Interest											
2019	0.00	0.00	0.00	0.00	0.00	2,854.55	0.00	2,854.55	0.00	0.00	0.00
		0.00	2,854.55	0.00	0.00	NA	NA			0.00	0.00
Sub.	0.00	0.00	0.00	0.00	0.00	2,854.55	0.00	2,854.55	0.00	0.00	0.00
		0.00	2,854.55	0.00	0.00	NA	NA			0.00	0.00
TAX DISTRICT: CLEMMONS FIRE DIST LEVY TYPE: LATE LIST PENALTY											
2019	930.80	412.60	824.78	34.48	552.35	485.59	66.76	485.59	412.60	824.78	34.48
		0.00	485.59	824.45	0.00	87.91 %	12.09 %			0.00	824.45
Sub.	930.80	412.60	824.78	34.48	552.35	485.59	66.76	485.59	412.60	824.78	34.48
		0.00	485.59	824.45	0.00	87.91 %	12.09 %			0.00	824.45
TAX DISTRICT: CLEMMONS FIRE DIST LEVY TYPE: TAX											
2019	1,492,951.58	1,946.62	11,303.16	106.79	1,492,141.49	1,486,976.31	5,165.18	1,486,976.31	1,946.62	11,303.16	106.79
		0.00	1,486,976.31	12,332.90	0.00	99.65 %	0.35 %			0.00	12,332.90
Sub.	1,492,951.58	1,946.62	11,303.16	106.79	1,492,141.49	1,486,976.31	5,165.18	1,486,976.31	1,946.62	11,303.16	106.79
		0.00	1,486,976.31	12,332.90	0.00	99.65 %	0.35 %			0.00	12,332.90
TAX DISTRICT: COUNTYWIDE FIRE LEVY TYPE: Interest											
2019	0.00	0.00	0.00	0.00	0.00	1,141.42	0.00	1,141.42	0.00	0.00	0.00

Fiscal Year Activity from July 1, 20XX to June 30, 2020								Activity from January 1, 2019 to June 30, 2020			
Tax Year	Orig. Billed Amt (\$)	Abs. Adj (\$)	Bill Releases (\$)	Disc. Levy (\$)	Net Levy (\$)	Amt Collect. (\$)	Unpaid Balance (\$)	Amt Collect. (\$)	Abs. Adj (\$)	Bill Releases (\$)	Disc. Levy (\$)
		Assessor Refunds (\$)	Net Collections (\$)	Additional Levy (\$)	Collection Fee Amt (\$)	% Coll.	% Uncoll.			Assessor Refunds (\$)	Additional Levy (\$)
		0.00	1,141.42	0.00	0.00	NA	NA			0.00	0.00
Sub.	0.00	0.00	0.00	0.00	0.00	1,141.42	0.00	1,141.42	0.00	0.00	0.00
		0.00	1,141.42	0.00	0.00	NA	NA			0.00	0.00
TAX DISTRICT: COUNTYWIDE FIRE LEVY TYPE: LATE LIST PENALTY											
2019	166.58	63.62	0.00	0.00	396.17	357.85	38.32	357.85	63.62	0.00	0.00
		0.00	357.85	293.21	0.00	90.33 %	9.67 %			0.00	293.21
Sub.	166.58	63.62	0.00	0.00	396.17	357.85	38.32	357.85	63.62	0.00	0.00
		0.00	357.85	293.21	0.00	90.33 %	9.67 %			0.00	293.21
TAX DISTRICT: COUNTYWIDE FIRE LEVY TYPE: TAX											
2019	685,262.05	2,043.18	7,895.10	0.00	681,258.34	676,185.92	5,072.42	676,185.92	2,043.18	7,895.10	0.00
		3.78	676,189.70	5,934.57	0.00	99.26 %	0.74 %			3.78	5,934.57
Sub.	685,262.05	2,043.18	7,895.10	0.00	681,258.34	676,185.92	5,072.42	676,185.92	2,043.18	7,895.10	0.00
		3.78	676,189.70	5,934.57	0.00	99.26 %	0.74 %			3.78	5,934.57
TAX DISTRICT: DOWNTOWN WS BUS DIST LEVY TYPE: Interest											
2019	0.00	0.00	0.00	0.00	0.00	2,412.58	0.00	2,412.58	0.00	0.00	0.00
		0.00	2,412.58	0.00	0.00	NA	NA			0.00	0.00
Sub.	0.00	0.00	0.00	0.00	0.00	2,412.58	0.00	2,412.58	0.00	0.00	0.00
		0.00	2,412.58	0.00	0.00	NA	NA			0.00	0.00

Fiscal Year Activity from July 1, 20XX to June 30, 2020								Activity from January 1, 2019 to June 30, 2020			
Tax Year	Orig. Billed Amt (\$)	Abs. Adj (\$)	Bill Releases (\$)	Disc. Levy (\$)	Net Levy (\$)	Amt Collect. (\$)	Unpaid Balance (\$)	Amt Collect. (\$)	Abs. Adj (\$)	Bill Releases (\$)	Disc. Levy (\$)
		Assessor Refunds (\$)	Net Collections (\$)	Additional Levy (\$)	Collection Fee Amt (\$)	% Coll.	% Uncoll.			Assessor Refunds (\$)	Additional Levy (\$)
TAX DISTRICT: DOWNTOWN WS BUS DIST LEVY TYPE: LATE LIST PENALTY											
2019	493.26	13.56	1.77	0.00	479.65	452.39	27.26	452.39	13.56	1.77	0.00
		0.00	452.39	1.72	0.00	94.32 %	5.68 %			0.00	1.72
Sub.	493.26	13.56	1.77	0.00	479.65	452.39	27.26	452.39	13.56	1.77	0.00
		0.00	452.39	1.72	0.00	94.32 %	5.68 %			0.00	1.72
TAX DISTRICT: DOWNTOWN WS BUS DIST LEVY TYPE: TAX											
2019	624,540.85	38,331.48	521.58	0.00	616,068.62	612,484.38	3,584.24	612,484.38	38,331.48	521.58	0.00
		8,338.94	620,823.32	30,380.83	0.00	99.42 %	0.58 %			8,338.94	30,380.83
Sub.	624,540.85	38,331.48	521.58	0.00	616,068.62	612,484.38	3,584.24	612,484.38	38,331.48	521.58	0.00
		8,338.94	620,823.32	30,380.83	0.00	99.42 %	0.58 %			8,338.94	30,380.83
TAX DISTRICT: FOREST HILL LEVY TYPE: Interest											
2019	0.00	0.00	0.00	0.00	0.00	22.69	0.00	22.69	0.00	0.00	0.00
		0.00	22.69	0.00	0.00	NA	NA			0.00	0.00
Sub.	0.00	0.00	0.00	0.00	0.00	22.69	0.00	22.69	0.00	0.00	0.00
		0.00	22.69	0.00	0.00	NA	NA			0.00	0.00
TAX DISTRICT: FOREST HILL LEVY TYPE: LATE LIST PENALTY											
2019	10.74	1.24	10.75	0.00	9.49	9.20	0.29	9.20	1.24	10.75	0.00
		0.00	9.20	10.74	0.00	96.94 %	3.06 %			0.00	10.74
Sub.	10.74	1.24	10.75	0.00	9.49	9.20	0.29	9.20	1.24	10.75	0.00
		0.00	9.20	10.74	0.00	96.94 %	3.06 %			0.00	10.74
TAX DISTRICT: FOREST HILL LEVY TYPE: TAX											
2019	12,379.90	13.42	126.31	0.00	12,365.20	11,019.84	1,345.36	11,019.84	13.42	126.31	0.00

Fiscal Year Activity from July 1, 20XX to June 30, 2020								Activity from January 1, 2019 to June 30, 2020			
Tax Year	Orig. Billed Amt (\$)	Abs. Adj (\$)	Bill Releases (\$)	Disc. Levy (\$)	Net Levy (\$)	Amt Collect. (\$)	Unpaid Balance (\$)	Amt Collect. (\$)	Abs. Adj (\$)	Bill Releases (\$)	Disc. Levy (\$)
		Assessor Refunds (\$)	Net Collections (\$)	Additional Levy (\$)	Collection Fee Amt (\$)	% Coll.	% Uncoll.			Assessor Refunds (\$)	Additional Levy (\$)
		0.00	11,019.84	125.03	0.00	89.12 %	10.88 %			0.00	125.03
Sub.	12,379.90	13.42	126.31	0.00	12,365.20	11,019.84	1,345.36	11,019.84	13.42	126.31	0.00
		0.00	11,019.84	125.03	0.00	89.12 %	10.88 %			0.00	125.03
TAX DISTRICT: GRIFFITH LEVY TYPE: Interest											
2019	0.00	0.00	0.00	0.00	0.00	421.86	0.00	421.86	0.00	0.00	0.00
		0.00	421.86	0.00	0.00	NA	NA			0.00	0.00
Sub.	0.00	0.00	0.00	0.00	0.00	421.86	0.00	421.86	0.00	0.00	0.00
		0.00	421.86	0.00	0.00	NA	NA			0.00	0.00
TAX DISTRICT: GRIFFITH LEVY TYPE: LATE LIST PENALTY											
2019	33.57	0.28	33.47	2.75	36.07	15.17	20.90	15.17	0.28	33.47	2.75
		0.00	15.17	33.50	0.00	42.06 %	57.94 %			0.00	33.50
Sub.	33.57	0.28	33.47	2.75	36.07	15.17	20.90	15.17	0.28	33.47	2.75
		0.00	15.17	33.50	0.00	42.06 %	57.94 %			0.00	33.50
TAX DISTRICT: GRIFFITH LEVY TYPE: TAX											
2019	129,321.34	437.50	1,984.46	13.69	130,798.55	126,893.18	3,905.37	126,893.18	437.50	1,984.46	13.69
		0.00	126,893.18	3,885.48	0.00	97.01 %	2.99 %			0.00	3,885.48
Sub.	129,321.34	437.50	1,984.46	13.69	130,798.55	126,893.18	3,905.37	126,893.18	437.50	1,984.46	13.69
		0.00	126,893.18	3,885.48	0.00	97.01 %	2.99 %			0.00	3,885.48

Fiscal Year Activity from July 1, 20XX to June 30, 2020								Activity from January 1, 2019 to June 30, 2020			
Tax Year	Orig. Billed Amt (\$)	Abs. Adj (\$)	Bill Releases (\$)	Disc. Levy (\$)	Net Levy (\$)	Amt Collect. (\$)	Unpaid Balance (\$)	Amt Collect. (\$)	Abs. Adj (\$)	Bill Releases (\$)	Disc. Levy (\$)
		Assessor Refunds (\$)	Net Collections (\$)	Additional Levy (\$)	Collection Fee Amt (\$)	% Coll.	% Uncoll.			Assessor Refunds (\$)	Additional Levy (\$)
TAX DISTRICT: GUMTREE LEVY TYPE: Interest											
2019	0.00	0.00	0.00	0.00	0.00	55.91	0.00	55.91	0.00	0.00	0.00
		0.00	55.91	0.00	0.00	NA	NA			0.00	0.00
Sub.	0.00	0.00	0.00	0.00	0.00	55.91	0.00	55.91	0.00	0.00	0.00
		0.00	55.91	0.00	0.00	NA	NA			0.00	0.00
TAX DISTRICT: GUMTREE LEVY TYPE: LATE LIST PENALTY											
2019	43.86	0.00	31.66	7.59	51.34	37.07	14.27	37.07	0.00	31.66	7.59
		0.00	37.07	31.55	0.00	72.20 %	27.80 %			0.00	31.55
Sub.	43.86	0.00	31.66	7.59	51.34	37.07	14.27	37.07	0.00	31.66	7.59
		0.00	37.07	31.55	0.00	72.20 %	27.80 %			0.00	31.55
TAX DISTRICT: GUMTREE LEVY TYPE: TAX											
2019	63,398.47	197.18	953.95	31.00	63,414.07	62,393.37	1,020.70	62,393.37	197.18	953.95	31.00
		0.00	62,393.37	1,135.73	0.00	98.39 %	1.61 %			0.00	1,135.73
Sub.	63,398.47	197.18	953.95	31.00	63,414.07	62,393.37	1,020.70	62,393.37	197.18	953.95	31.00
		0.00	62,393.37	1,135.73	0.00	98.39 %	1.61 %			0.00	1,135.73
TAX DISTRICT: HIGH POINT LEVY TYPE: Interest											
2019	0.00	0.00	0.00	0.00	0.00	21.06	0.00	21.06	0.00	0.00	0.00
		0.00	21.06	0.00	0.00	NA	NA			0.00	0.00
Sub.	0.00	0.00	0.00	0.00	0.00	21.06	0.00	21.06	0.00	0.00	0.00
		0.00	21.06	0.00	0.00	NA	NA			0.00	0.00
TAX DISTRICT: HIGH POINT LEVY TYPE: LATE LIST PENALTY											
2019	19,646.74	0.00	0.00	0.00	19,646.74	19,646.74	0.00	19,646.74	0.00	0.00	0.00

Fiscal Year Activity from July 1, 20XX to June 30, 2020								Activity from January 1, 2019 to June 30, 2020			
Tax Year	Orig. Billed Amt (\$)	Abs. Adj (\$)	Bill Releases (\$)	Disc. Levy (\$)	Net Levy (\$)	Amt Collect. (\$)	Unpaid Balance (\$)	Amt Collect. (\$)	Abs. Adj (\$)	Bill Releases (\$)	Disc. Levy (\$)
		Assessor Refunds (\$)	Net Collections (\$)	Additional Levy (\$)	Collection Fee Amt (\$)	% Coll.	% Uncoll.			Assessor Refunds (\$)	Additional Levy (\$)
		0.00	19,646.74	0.00	0.00	100 %	0 %			0.00	0.00
Sub.	19,646.74	0.00	0.00	0.00	19,646.74	19,646.74	0.00	19,646.74	0.00	0.00	0.00
		0.00	19,646.74	0.00	0.00	100 %	0 %			0.00	0.00
TAX DISTRICT: HIGH POINT LEVY TYPE: TAX											
2019	462,545.49	0.00	28,066.63	1,097.84	463,641.17	463,641.17	0.00	463,641.17	0.00	28,066.63	1,097.84
		0.00	463,641.17	28,064.47	0.00	100 %	0 %			0.00	28,064.47
Sub.	462,545.49	0.00	28,066.63	1,097.84	463,641.17	463,641.17	0.00	463,641.17	0.00	28,066.63	1,097.84
		0.00	463,641.17	28,064.47	0.00	100 %	0 %			0.00	28,064.47
TAX DISTRICT: HORNEYTOWN LEVY TYPE: Interest											
2019	0.00	0.00	0.00	0.00	0.00	657.50	0.00	657.50	0.00	0.00	0.00
		0.00	657.50	0.00	0.00	NA	NA			0.00	0.00
Sub.	0.00	0.00	0.00	0.00	0.00	657.50	0.00	657.50	0.00	0.00	0.00
		0.00	657.50	0.00	0.00	NA	NA			0.00	0.00
TAX DISTRICT: HORNEYTOWN LEVY TYPE: LATE LIST PENALTY											
2019	830.79	5.20	339.51	6.86	833.22	815.97	17.25	815.97	5.20	339.51	6.86
		0.00	815.97	340.28	0.00	97.93 %	2.07 %			0.00	340.28
Sub.	830.79	5.20	339.51	6.86	833.22	815.97	17.25	815.97	5.20	339.51	6.86
		0.00	815.97	340.28	0.00	97.93 %	2.07 %			0.00	340.28

Fiscal Year Activity from July 1, 20XX to June 30, 2020								Activity from January 1, 2019 to June 30, 2020			
Tax Year	Orig. Billed Amt (\$)	Abs. Adj (\$)	Bill Releases (\$)	Disc. Levy (\$)	Net Levy (\$)	Amt Collect. (\$)	Unpaid Balance (\$)	Amt Collect. (\$)	Abs. Adj (\$)	Bill Releases (\$)	Disc. Levy (\$)
		Assessor Refunds (\$)	Net Collections (\$)	Additional Levy (\$)	Collection Fee Amt (\$)	% Coll.	% Uncoll.			Assessor Refunds (\$)	Additional Levy (\$)
TAX DISTRICT: HORNEYTOWN LEVY TYPE: TAX											
2019	285,337.76	141.66	4,833.06	31.87	285,274.52	282,332.66	2,941.86	282,332.66	141.66	4,833.06	31.87
		0.00	282,332.66	4,879.61	0.00	98.97 %	1.03 %			0.00	4,879.61
Sub.	285,337.76	141.66	4,833.06	31.87	285,274.52	282,332.66	2,941.86	282,332.66	141.66	4,833.06	31.87
		0.00	282,332.66	4,879.61	0.00	98.97 %	1.03 %			0.00	4,879.61
TAX DISTRICT: KERNERSVILLE LEVY TYPE: Interest											
2019	0.00	0.00	0.00	0.00	0.00	29,053.65	0.00	29,053.65	0.00	0.00	0.00
		0.00	29,053.65	0.00	0.00	NA	NA			0.00	0.00
Sub.	0.00	0.00	0.00	0.00	0.00	29,053.65	0.00	29,053.65	0.00	0.00	0.00
		0.00	29,053.65	0.00	0.00	NA	NA			0.00	0.00
TAX DISTRICT: KERNERSVILLE LEVY TYPE: KE RECYCLE FEE											
2019	362,128.00	416.00	1,300.00	0.00	362,076.00	360,287.48	1,788.52	360,287.48	416.00	1,300.00	0.00
		0.00	360,287.48	1,664.00	0.00	99.51 %	0.49 %			0.00	1,664.00
Sub.	362,128.00	416.00	1,300.00	0.00	362,076.00	360,287.48	1,788.52	360,287.48	416.00	1,300.00	0.00
		0.00	360,287.48	1,664.00	0.00	99.51 %	0.49 %			0.00	1,664.00
TAX DISTRICT: KERNERSVILLE LEVY TYPE: KE STORM WATER											
2019	336,111.57	355.59	1,106.28	0.00	336,111.57	334,239.00	1,872.57	334,239.00	355.59	1,106.28	0.00
		0.00	334,239.00	1,461.87	0.00	99.44 %	0.56 %			0.00	1,461.87
Sub.	336,111.57	355.59	1,106.28	0.00	336,111.57	334,239.00	1,872.57	334,239.00	355.59	1,106.28	0.00
		0.00	334,239.00	1,461.87	0.00	99.44 %	0.56 %			0.00	1,461.87
TAX DISTRICT: KERNERSVILLE LEVY TYPE: KE STRMWTR2											
2019	730,856.59	0.00	15,596.93	0.00	730,854.87	724,925.65	5,929.22	724,925.65	0.00	15,596.93	0.00

Fiscal Year Activity from July 1, 20XX to June 30, 2020								Activity from January 1, 2019 to June 30, 2020			
Tax Year	Orig. Billed Amt (\$)	Abs. Adj (\$)	Bill Releases (\$)	Disc. Levy (\$)	Net Levy (\$)	Amt Collect. (\$)	Unpaid Balance (\$)	Amt Collect. (\$)	Abs. Adj (\$)	Bill Releases (\$)	Disc. Levy (\$)
		Assessor Refunds (\$)	Net Collections (\$)	Additional Levy (\$)	Collection Fee Amt (\$)	% Coll.	% Uncoll.			Assessor Refunds (\$)	Additional Levy (\$)
		0.00	724,925.65	15,595.21	0.00	99.19 %	0.81 %			0.00	15,595.21
Sub.	730,856.59	0.00	15,596.93	0.00	730,854.87	724,925.65	5,929.22	724,925.65	0.00	15,596.93	0.00
		0.00	724,925.65	15,595.21	0.00	99.19 %	0.81 %			0.00	15,595.21
TAX DISTRICT: KERNERSVILLE LEVY TYPE: LATE LIST PENALTY											
2019	11,259.60	2,759.81	563.90	1,019.20	9,573.49	8,822.11	751.38	8,822.11	2,759.81	563.90	1,019.20
		19.04	8,841.15	618.40	0.00	92.15 %	7.85 %			19.04	618.40
Sub.	11,259.60	2,759.81	563.90	1,019.20	9,573.49	8,822.11	751.38	8,822.11	2,759.81	563.90	1,019.20
		19.04	8,841.15	618.40	0.00	92.15 %	7.85 %			19.04	618.40
TAX DISTRICT: KERNERSVILLE LEVY TYPE: TAX											
2019	15,370,241.31	57,099.82	107,964.93	5,016.75	15,348,100.61	15,273,931.06	74,169.55	15,273,931.06	57,099.82	107,964.93	5,016.75
		184.85	15,274,115.91	137,907.30	0.00	99.52 %	0.48 %			184.85	137,907.30
Sub.	15,370,241.31	57,099.82	107,964.93	5,016.75	15,348,100.61	15,273,931.06	74,169.55	15,273,931.06	57,099.82	107,964.93	5,016.75
		184.85	15,274,115.91	137,907.30	0.00	99.52 %	0.48 %			184.85	137,907.30
TAX DISTRICT: KERNERSVILLE LEVY TYPE: VEHICLE FEE											
2019	4,345.00	220.00	985.00	30.00	4,285.00	3,385.00	900.00	3,385.00	220.00	985.00	30.00
		0.00	3,385.00	1,115.00	0.00	79.00 %	21.00 %			0.00	1,115.00
Sub.	4,345.00	220.00	985.00	30.00	4,285.00	3,385.00	900.00	3,385.00	220.00	985.00	30.00
		0.00	3,385.00	1,115.00	0.00	79.00 %	21.00 %			0.00	1,115.00

Fiscal Year Activity from July 1, 20XX to June 30, 2020								Activity from January 1, 2019 to June 30, 2020			
Tax Year	Orig. Billed Amt (\$)	Abs. Adj (\$)	Bill Releases (\$)	Disc. Levy (\$)	Net Levy (\$)	Amt Collect. (\$)	Unpaid Balance (\$)	Amt Collect. (\$)	Abs. Adj (\$)	Bill Releases (\$)	Disc. Levy (\$)
		Assessor Refunds (\$)	Net Collections (\$)	Additional Levy (\$)	Collection Fee Amt (\$)	% Coll.	% Uncoll.			Assessor Refunds (\$)	Additional Levy (\$)
TAX DISTRICT: KING LEVY TYPE: Interest											
2019	0.00	0.00	0.00	0.00	0.00	141.60	0.00	141.60	0.00	0.00	0.00
		0.00	141.60	0.00	0.00	NA	NA			0.00	0.00
Sub.	0.00	0.00	0.00	0.00	0.00	141.60	0.00	141.60	0.00	0.00	0.00
		0.00	141.60	0.00	0.00	NA	NA			0.00	0.00
TAX DISTRICT: KING LEVY TYPE: LATE LIST PENALTY											
2019	31.81	0.00	2.16	1.10	32.72	21.54	11.18	21.54	0.00	2.16	1.10
		0.00	21.54	1.97	0.00	65.83 %	34.17 %			0.00	1.97
Sub.	31.81	0.00	2.16	1.10	32.72	21.54	11.18	21.54	0.00	2.16	1.10
		0.00	21.54	1.97	0.00	65.83 %	34.17 %			0.00	1.97
TAX DISTRICT: KING LEVY TYPE: TAX											
2019	263,632.05	901.16	1,365.80	5.49	261,452.19	260,671.44	780.75	260,671.44	901.16	1,365.80	5.49
		0.00	260,671.44	81.61	0.00	99.70 %	0.30 %			0.00	81.61
Sub.	263,632.05	901.16	1,365.80	5.49	261,452.19	260,671.44	780.75	260,671.44	901.16	1,365.80	5.49
		0.00	260,671.44	81.61	0.00	99.70 %	0.30 %			0.00	81.61
TAX DISTRICT: KING LEVY TYPE: VEHICLE FEE											
2019	50.00	0.00	30.00	0.00	50.00	40.00	10.00	40.00	0.00	30.00	0.00
		0.00	40.00	30.00	0.00	80.0 %	20.0 %			0.00	30.00
Sub.	50.00	0.00	30.00	0.00	50.00	40.00	10.00	40.00	0.00	30.00	0.00
		0.00	40.00	30.00	0.00	80.0 %	20.0 %			0.00	30.00
TAX DISTRICT: KING FIRE DIST LEVY TYPE: Interest											
2019	0.00	0.00	0.00	0.00	0.00	149.96	0.00	149.96	0.00	0.00	0.00

Fiscal Year Activity from July 1, 20XX to June 30, 2020								Activity from January 1, 2019 to June 30, 2020			
Tax Year	Orig. Billed Amt (\$)	Abs. Adj (\$)	Bill Releases (\$)	Disc. Levy (\$)	Net Levy (\$)	Amt Collect. (\$)	Unpaid Balance (\$)	Amt Collect. (\$)	Abs. Adj (\$)	Bill Releases (\$)	Disc. Levy (\$)
		Assessor Refunds (\$)	Net Collections (\$)	Additional Levy (\$)	Collection Fee Amt (\$)	% Coll.	% Uncoll.			Assessor Refunds (\$)	Additional Levy (\$)
		0.00	149.96	0.00	0.00	NA	NA			0.00	0.00
Sub.	0.00	0.00	0.00	0.00	0.00	149.96	0.00	149.96	0.00	0.00	0.00
		0.00	149.96	0.00	0.00	NA	NA			0.00	0.00
TAX DISTRICT: KING FIRE DIST LEVY TYPE: LATE LIST PENALTY											
2019	6.83	0.23	6.84	0.00	6.52	5.75	0.77	5.75	0.23	6.84	0.00
		0.00	5.75	6.76	0.00	88.19 %	11.81 %			0.00	6.76
Sub.	6.83	0.23	6.84	0.00	6.52	5.75	0.77	5.75	0.23	6.84	0.00
		0.00	5.75	6.76	0.00	88.19 %	11.81 %			0.00	6.76
TAX DISTRICT: KING FIRE DIST LEVY TYPE: TAX											
2019	543,690.66	89.09	293.39	0.00	544,090.50	543,733.17	357.33	543,733.17	89.09	293.39	0.00
		0.00	543,733.17	782.32	0.00	99.93 %	0.07 %			0.00	782.32
Sub.	543,690.66	89.09	293.39	0.00	544,090.50	543,733.17	357.33	543,733.17	89.09	293.39	0.00
		0.00	543,733.17	782.32	0.00	99.93 %	0.07 %			0.00	782.32
TAX DISTRICT: LEWISVILLE LEVY TYPE: Interest											
2019	0.00	0.00	0.00	0.00	0.00	2,373.15	0.00	2,373.15	0.00	0.00	0.00
		0.00	2,373.15	0.00	0.00	NA	NA			0.00	0.00
Sub.	0.00	0.00	0.00	0.00	0.00	2,373.15	0.00	2,373.15	0.00	0.00	0.00
		0.00	2,373.15	0.00	0.00	NA	NA			0.00	0.00

Fiscal Year Activity from July 1, 20XX to June 30, 2020								Activity from January 1, 2019 to June 30, 2020			
Tax Year	Orig. Billed Amt (\$)	Abs. Adj (\$)	Bill Releases (\$)	Disc. Levy (\$)	Net Levy (\$)	Amt Collect. (\$)	Unpaid Balance (\$)	Amt Collect. (\$)	Abs. Adj (\$)	Bill Releases (\$)	Disc. Levy (\$)
		Assessor Refunds (\$)	Net Collections (\$)	Additional Levy (\$)	Collection Fee Amt (\$)	% Coll.	% Uncoll.			Assessor Refunds (\$)	Additional Levy (\$)
TAX DISTRICT: LEWISVILLE LEVY TYPE: LATE LIST PENALTY											
2019	795.91	60.15	790.83	87.68	821.56	733.18	88.38	733.18	60.15	790.83	87.68
		0.00	733.18	788.95	0.00	89.24 %	10.76 %			0.00	788.95
Sub.	795.91	60.15	790.83	87.68	821.56	733.18	88.38	733.18	60.15	790.83	87.68
		0.00	733.18	788.95	0.00	89.24 %	10.76 %			0.00	788.95
TAX DISTRICT: LEWISVILLE LEVY TYPE: TAX											
2019	2,211,445.82	2,651.68	8,961.12	324.14	2,210,666.17	2,201,696.31	8,969.86	2,201,696.31	2,651.68	8,961.12	324.14
		0.00	2,201,696.31	10,509.01	0.00	99.59 %	0.41 %			0.00	10,509.01
Sub.	2,211,445.82	2,651.68	8,961.12	324.14	2,210,666.17	2,201,696.31	8,969.86	2,201,696.31	2,651.68	8,961.12	324.14
		0.00	2,201,696.31	10,509.01	0.00	99.59 %	0.41 %			0.00	10,509.01
TAX DISTRICT: LEWISVILLE FIRE DIST LEVY TYPE: Interest											
2019	0.00	0.00	0.00	0.00	0.00	1,865.27	0.00	1,865.27	0.00	0.00	0.00
		0.00	1,865.27	0.00	0.00	NA	NA			0.00	0.00
Sub.	0.00	0.00	0.00	0.00	0.00	1,865.27	0.00	1,865.27	0.00	0.00	0.00
		0.00	1,865.27	0.00	0.00	NA	NA			0.00	0.00
TAX DISTRICT: LEWISVILLE FIRE DIST LEVY TYPE: LATE LIST PENALTY											
2019	420.58	28.14	387.89	9.95	403.30	372.44	30.86	372.44	28.14	387.89	9.95
		0.00	372.44	388.80	0.00	92.35 %	7.65 %			0.00	388.80
Sub.	420.58	28.14	387.89	9.95	403.30	372.44	30.86	372.44	28.14	387.89	9.95
		0.00	372.44	388.80	0.00	92.35 %	7.65 %			0.00	388.80
TAX DISTRICT: LEWISVILLE FIRE DIST LEVY TYPE: TAX											
2019	1,347,781.65	2,184.36	5,153.87	31.00	1,347,699.46	1,342,047.32	5,652.14	1,342,047.32	2,184.36	5,153.87	31.00

Fiscal Year Activity from July 1, 20XX to June 30, 2020								Activity from January 1, 2019 to June 30, 2020			
Tax Year	Orig. Billed Amt (\$)	Abs. Adj (\$)	Bill Releases (\$)	Disc. Levy (\$)	Net Levy (\$)	Amt Collect. (\$)	Unpaid Balance (\$)	Amt Collect. (\$)	Abs. Adj (\$)	Bill Releases (\$)	Disc. Levy (\$)
		Assessor Refunds (\$)	Net Collections (\$)	Additional Levy (\$)	Collection Fee Amt (\$)	% Coll.	% Uncoll.			Assessor Refunds (\$)	Additional Levy (\$)
		0.00	1,342,047.32	7,225.04	0.00	99.58 %	0.42 %			0.00	7,225.04
Sub.	1,347,781.65	2,184.36	5,153.87	31.00	1,347,699.46	1,342,047.32	5,652.14	1,342,047.32	2,184.36	5,153.87	31.00
		0.00	1,342,047.32	7,225.04	0.00	99.58 %	0.42 %			0.00	7,225.04
TAX DISTRICT: MIN SPRING SERV DIST LEVY TYPE: Interest											
2019	0.00	0.00	0.00	0.00	0.00	20.17	0.00	20.17	0.00	0.00	0.00
		0.00	20.17	0.00	0.00	NA	NA			0.00	0.00
Sub.	0.00	0.00	0.00	0.00	0.00	20.17	0.00	20.17	0.00	0.00	0.00
		0.00	20.17	0.00	0.00	NA	NA			0.00	0.00
TAX DISTRICT: MIN SPRING SERV DIST LEVY TYPE: LATE LIST PENALTY											
2019	0.06	0.00	0.06	0.00	0.06	0.06	0.00	0.06	0.00	0.06	0.00
		0.00	0.06	0.06	0.00	100 %	0 %			0.00	0.06
Sub.	0.06	0.00	0.06	0.00	0.06	0.06	0.00	0.06	0.00	0.06	0.00
		0.00	0.06	0.06	0.00	100 %	0 %			0.00	0.06
TAX DISTRICT: MIN SPRING SERV DIST LEVY TYPE: TAX											
2019	7,248.68	0.00	4.94	0.00	7,247.30	7,045.16	202.14	7,045.16	0.00	4.94	0.00
		0.00	7,045.16	3.56	0.00	97.21 %	2.79 %			0.00	3.56
Sub.	7,248.68	0.00	4.94	0.00	7,247.30	7,045.16	202.14	7,045.16	0.00	4.94	0.00
		0.00	7,045.16	3.56	0.00	97.21 %	2.79 %			0.00	3.56

Fiscal Year Activity from July 1, 20XX to June 30, 2020								Activity from January 1, 2019 to June 30, 2020			
Tax Year	Orig. Billed Amt (\$)	Abs. Adj (\$)	Bill Releases (\$)	Disc. Levy (\$)	Net Levy (\$)	Amt Collect. (\$)	Unpaid Balance (\$)	Amt Collect. (\$)	Abs. Adj (\$)	Bill Releases (\$)	Disc. Levy (\$)
		Assessor Refunds (\$)	Net Collections (\$)	Additional Levy (\$)	Collection Fee Amt (\$)	% Coll.	% Uncoll.			Assessor Refunds (\$)	Additional Levy (\$)
TAX DISTRICT: MINERAL SPRINGS LEVY TYPE: Interest											
2019	0.00	0.00	0.00	0.00	0.00	629.52	0.00	629.52	0.00	0.00	0.00
			0.00	629.52	0.00	0.00	NA	NA		0.00	0.00
Sub.	0.00	0.00	0.00	0.00	0.00	629.52	0.00	629.52	0.00	0.00	0.00
		0.00	629.52	0.00	0.00	NA	NA			0.00	0.00
TAX DISTRICT: MINERAL SPRINGS LEVY TYPE: LATE LIST PENALTY											
2019	68.56	0.11	68.89	4.45	72.13	45.26	26.87	45.26	0.11	68.89	4.45
		0.00	45.26	68.12	0.00	62.75 %	37.25 %			0.00	68.12
Sub.	68.56	0.11	68.89	4.45	72.13	45.26	26.87	45.26	0.11	68.89	4.45
		0.00	45.26	68.12	0.00	62.75 %	37.25 %			0.00	68.12
TAX DISTRICT: MINERAL SPRINGS LEVY TYPE: TAX											
2019	184,732.20	425.35	2,415.19	13.44	185,027.92	178,335.48	6,692.44	178,335.48	425.35	2,415.19	13.44
		0.00	178,335.48	3,122.82	0.00	96.38 %	3.62 %			0.00	3,122.82
Sub.	184,732.20	425.35	2,415.19	13.44	185,027.92	178,335.48	6,692.44	178,335.48	425.35	2,415.19	13.44
		0.00	178,335.48	3,122.82	0.00	96.38 %	3.62 %			0.00	3,122.82
TAX DISTRICT: MOUNT TABOR LEVY TYPE: Interest											
2019	0.00	0.00	0.00	0.00	0.00	66.94	0.00	66.94	0.00	0.00	0.00
		0.00	66.94	0.00	0.00	NA	NA			0.00	0.00
Sub.	0.00	0.00	0.00	0.00	0.00	66.94	0.00	66.94	0.00	0.00	0.00
		0.00	66.94	0.00	0.00	NA	NA			0.00	0.00
TAX DISTRICT: MOUNT TABOR LEVY TYPE: LATE LIST PENALTY											
2019	19.77	0.29	11.06	2.11	21.82	21.20	0.62	21.20	0.29	11.06	2.11

Fiscal Year Activity from July 1, 20XX to June 30, 2020								Activity from January 1, 2019 to June 30, 2020			
Tax Year	Orig. Billed Amt (\$)	Abs. Adj (\$)	Bill Releases (\$)	Disc. Levy (\$)	Net Levy (\$)	Amt Collect. (\$)	Unpaid Balance (\$)	Amt Collect. (\$)	Abs. Adj (\$)	Bill Releases (\$)	Disc. Levy (\$)
		Assessor Refunds (\$)	Net Collections (\$)	Additional Levy (\$)	Collection Fee Amt (\$)	% Coll.	% Uncoll.			Assessor Refunds (\$)	Additional Levy (\$)
		0.00	21.20	11.29	0.00	97.16 %	2.84 %			0.00	11.29
Sub.	19.77	0.29	11.06	2.11	21.82	21.20	0.62	21.20	0.29	11.06	2.11
		0.00	21.20	11.29	0.00	97.16 %	2.84 %			0.00	11.29
TAX DISTRICT: MOUNT TABOR LEVY TYPE: TAX											
2019	80,115.98	161.62	324.57	8.39	80,175.77	79,479.43	696.34	79,479.43	161.62	324.57	8.39
		0.00	79,479.43	537.59	0.00	99.13 %	0.87 %			0.00	537.59
Sub.	80,115.98	161.62	324.57	8.39	80,175.77	79,479.43	696.34	79,479.43	161.62	324.57	8.39
		0.00	79,479.43	537.59	0.00	99.13 %	0.87 %			0.00	537.59
TAX DISTRICT: MUNICIPAL SERV DIST LEVY TYPE: Interest											
2019	0.00	0.00	0.00	0.00	0.00	25.11	0.00	25.11	0.00	0.00	0.00
		0.00	25.11	0.00	0.00	NA	NA			0.00	0.00
Sub.	0.00	0.00	0.00	0.00	0.00	25.11	0.00	25.11	0.00	0.00	0.00
		0.00	25.11	0.00	0.00	NA	NA			0.00	0.00
TAX DISTRICT: MUNICIPAL SERV DIST LEVY TYPE: LATE LIST PENALTY											
2019	2.48	0.00	2.49	5.32	7.79	7.66	0.13	7.66	0.00	2.49	5.32
		0.00	7.66	2.48	0.00	98.33 %	1.67 %			0.00	2.48
Sub.	2.48	0.00	2.49	5.32	7.79	7.66	0.13	7.66	0.00	2.49	5.32
		0.00	7.66	2.48	0.00	98.33 %	1.67 %			0.00	2.48

Fiscal Year Activity from July 1, 20XX to June 30, 2020								Activity from January 1, 2019 to June 30, 2020				
Tax Year	Orig. Billed Amt (\$)	Abs. Adj (\$)	Bill Releases (\$)	Disc. Levy (\$)	Net Levy (\$)	Amt Collect. (\$)	Unpaid Balance (\$)	Amt Collect. (\$)	Abs. Adj (\$)	Bill Releases (\$)	Disc. Levy (\$)	
		Assessor Refunds (\$)	Net Collections (\$)	Additional Levy (\$)	Collection Fee Amt (\$)	% Coll.	% Uncoll.			Assessor Refunds (\$)	Additional Levy (\$)	
TAX DISTRICT: MUNICIPAL SERV DIST LEVY TYPE: TAX												
2019	29,122.38	8.31	85.51	12.80	29,126.37	29,098.02	28.35	29,098.02	8.31	85.51	12.80	
		0.00	29,098.02	85.01	0.00	99.90 %	0.10 %			0.00	85.01	
Sub.	29,122.38	8.31	85.51	12.80	29,126.37	29,098.02	28.35	29,098.02	8.31	85.51	12.80	
		0.00	29,098.02	85.01	0.00	99.90 %	0.10 %			0.00	85.01	
TAX DISTRICT: OLD RICHMOND LEVY TYPE: Interest												
2019	0.00	0.00	0.00	0.00	0.00	1,156.98	0.00	1,156.98	0.00	0.00	0.00	
		0.00	1,156.98	0.00	0.00	NA	NA			0.00	0.00	
Sub.	0.00	0.00	0.00	0.00	0.00	1,156.98	0.00	1,156.98	0.00	0.00	0.00	
		0.00	1,156.98	0.00	0.00	NA	NA			0.00	0.00	
TAX DISTRICT: OLD RICHMOND LEVY TYPE: LATE LIST PENALTY												
2019	284.12	6.49	276.66	1.71	278.84	253.57	25.27	253.57	6.49	276.66	1.71	
		0.00	253.57	276.16	0.00	90.94 %	9.06 %			0.00	276.16	
Sub.	284.12	6.49	276.66	1.71	278.84	253.57	25.27	253.57	6.49	276.66	1.71	
		0.00	253.57	276.16	0.00	90.94 %	9.06 %			0.00	276.16	
TAX DISTRICT: OLD RICHMOND LEVY TYPE: TAX												
2019	390,594.83	958.30	3,904.39	8.56	390,862.27	386,403.60	4,458.67	386,403.60	958.30	3,904.39	8.56	
		0.00	386,403.60	5,121.57	0.00	98.86 %	1.14 %			0.00	5,121.57	
Sub.	390,594.83	958.30	3,904.39	8.56	390,862.27	386,403.60	4,458.67	386,403.60	958.30	3,904.39	8.56	
		0.00	386,403.60	5,121.57	0.00	98.86 %	1.14 %			0.00	5,121.57	
TAX DISTRICT: PINEY GROVE LEVY TYPE: Interest												
2019	0.00	0.00	0.00	0.00	0.00	1,378.31	0.00	1,378.31	0.00	0.00	0.00	

Fiscal Year Activity from July 1, 20XX to June 30, 2020								Activity from January 1, 2019 to June 30, 2020			
Tax Year	Orig. Billed Amt (\$)	Abs. Adj (\$)	Bill Releases (\$)	Disc. Levy (\$)	Net Levy (\$)	Amt Collect. (\$)	Unpaid Balance (\$)	Amt Collect. (\$)	Abs. Adj (\$)	Bill Releases (\$)	Disc. Levy (\$)
		Assessor Refunds (\$)	Net Collections (\$)	Additional Levy (\$)	Collection Fee Amt (\$)	% Coll.	% Uncoll.			Assessor Refunds (\$)	Additional Levy (\$)
		0.00	1,378.31	0.00	0.00	NA	NA			0.00	0.00
Sub.	0.00	0.00	0.00	0.00	0.00	1,378.31	0.00	1,378.31	0.00	0.00	0.00
		0.00	1,378.31	0.00	0.00	NA	NA			0.00	0.00
TAX DISTRICT: PINEY GROVE LEVY TYPE: LATE LIST PENALTY											
2019	267.05	13.36	253.42	0.00	265.43	146.50	118.93	146.50	13.36	253.42	0.00
		0.00	146.50	265.16	0.00	55.19 %	44.81 %			0.00	265.16
Sub.	267.05	13.36	253.42	0.00	265.43	146.50	118.93	146.50	13.36	253.42	0.00
		0.00	146.50	265.16	0.00	55.19 %	44.81 %			0.00	265.16
TAX DISTRICT: PINEY GROVE LEVY TYPE: TAX											
2019	744,412.71	1,033.20	4,685.35	0.00	745,482.18	740,646.15	4,836.03	740,646.15	1,033.20	4,685.35	0.00
		0.00	740,646.15	6,788.02	0.00	99.35 %	0.65 %			0.00	6,788.02
Sub.	744,412.71	1,033.20	4,685.35	0.00	745,482.18	740,646.15	4,836.03	740,646.15	1,033.20	4,685.35	0.00
		0.00	740,646.15	6,788.02	0.00	99.35 %	0.65 %			0.00	6,788.02
TAX DISTRICT: RURAL HALL LEVY TYPE: Interest											
2019	0.00	0.00	0.00	0.00	0.00	1,489.32	0.00	1,489.32	0.00	0.00	0.00
		0.00	1,489.32	0.00	0.00	NA	NA			0.00	0.00
Sub.	0.00	0.00	0.00	0.00	0.00	1,489.32	0.00	1,489.32	0.00	0.00	0.00
		0.00	1,489.32	0.00	0.00	NA	NA			0.00	0.00

Fiscal Year Activity from July 1, 20XX to June 30, 2020								Activity from January 1, 2019 to June 30, 2020			
Tax Year	Orig. Billed Amt (\$)	Abs. Adj (\$)	Bill Releases (\$)	Disc. Levy (\$)	Net Levy (\$)	Amt Collect. (\$)	Unpaid Balance (\$)	Amt Collect. (\$)	Abs. Adj (\$)	Bill Releases (\$)	Disc. Levy (\$)
		Assessor Refunds (\$)	Net Collections (\$)	Additional Levy (\$)	Collection Fee Amt (\$)	% Coll.	% Uncoll.			Assessor Refunds (\$)	Additional Levy (\$)
TAX DISTRICT: RURAL HALL LEVY TYPE: LATE LIST PENALTY											
2019	916.14	94.85	31.78	40.37	925.96	877.32	48.64	877.32	94.85	31.78	40.37
		0.00	877.32	96.08	0.00	94.75 %	5.25 %			0.00	96.08
Sub.	916.14	94.85	31.78	40.37	925.96	877.32	48.64	877.32	94.85	31.78	40.37
		0.00	877.32	96.08	0.00	94.75 %	5.25 %			0.00	96.08
TAX DISTRICT: RURAL HALL LEVY TYPE: TAX											
2019	1,209,313.15	2,213.10	8,213.24	101.98	1,208,305.29	1,201,960.55	6,344.74	1,201,960.55	2,213.10	8,213.24	101.98
		0.00	1,201,960.55	9,316.50	0.00	99.47 %	0.53 %			0.00	9,316.50
Sub.	1,209,313.15	2,213.10	8,213.24	101.98	1,208,305.29	1,201,960.55	6,344.74	1,201,960.55	2,213.10	8,213.24	101.98
		0.00	1,201,960.55	9,316.50	0.00	99.47 %	0.53 %			0.00	9,316.50
TAX DISTRICT: SALEM CHAPEL LEVY TYPE: Interest											
2019	0.00	0.00	0.00	0.00	0.00	312.56	0.00	312.56	0.00	0.00	0.00
		0.00	312.56	0.00	0.00	NA	NA			0.00	0.00
Sub.	0.00	0.00	0.00	0.00	0.00	312.56	0.00	312.56	0.00	0.00	0.00
		0.00	312.56	0.00	0.00	NA	NA			0.00	0.00
TAX DISTRICT: SALEM CHAPEL LEVY TYPE: LATE LIST PENALTY											
2019	70.60	0.25	64.92	6.76	77.20	54.48	22.72	54.48	0.25	64.92	6.76
		0.00	54.48	65.01	0.00	70.57 %	29.43 %			0.00	65.01
Sub.	70.60	0.25	64.92	6.76	77.20	54.48	22.72	54.48	0.25	64.92	6.76
		0.00	54.48	65.01	0.00	70.57 %	29.43 %			0.00	65.01
TAX DISTRICT: SALEM CHAPEL LEVY TYPE: TAX											
2019	97,596.44	56.39	1,446.78	18.28	98,286.41	95,391.95	2,894.46	95,391.95	56.39	1,446.78	18.28

Fiscal Year Activity from July 1, 20XX to June 30, 2020								Activity from January 1, 2019 to June 30, 2020			
Tax Year	Orig. Billed Amt (\$)	Abs. Adj (\$)	Bill Releases (\$)	Disc. Levy (\$)	Net Levy (\$)	Amt Collect. (\$)	Unpaid Balance (\$)	Amt Collect. (\$)	Abs. Adj (\$)	Bill Releases (\$)	Disc. Levy (\$)
		Assessor Refunds (\$)	Net Collections (\$)	Additional Levy (\$)	Collection Fee Amt (\$)	% Coll.	% Uncoll.			Assessor Refunds (\$)	Additional Levy (\$)
		0.40	95,392.35	2,174.86	0.00	97.06 %	2.94 %			0.40	2,174.86
Sub.	97,596.44	56.39	1,446.78	18.28	98,286.41	95,391.95	2,894.46	95,391.95	56.39	1,446.78	18.28
		0.40	95,392.35	2,174.86	0.00	97.06 %	2.94 %			0.40	2,174.86
TAX DISTRICT: SOUTH FORK LEVY TYPE: Interest											
2019	0.00	0.00	0.00	0.00	0.00	2.02	0.00	2.02	0.00	0.00	0.00
		0.00	2.02	0.00	0.00	NA	NA			0.00	0.00
Sub.	0.00	0.00	0.00	0.00	0.00	2.02	0.00	2.02	0.00	0.00	0.00
		0.00	2.02	0.00	0.00	NA	NA			0.00	0.00
TAX DISTRICT: SOUTH FORK LEVY TYPE: LATE LIST PENALTY											
2019	0.59	0.00	0.59	0.00	0.59	0.59	0.00	0.59	0.00	0.59	0.00
		0.00	0.59	0.59	0.00	100 %	0 %			0.00	0.59
Sub.	0.59	0.00	0.59	0.00	0.59	0.59	0.00	0.59	0.00	0.59	0.00
		0.00	0.59	0.59	0.00	100 %	0 %			0.00	0.59
TAX DISTRICT: SOUTH FORK LEVY TYPE: TAX											
2019	5,601.42	3.14	301.02	0.00	5,598.11	5,597.02	1.09	5,597.02	3.14	301.02	0.00
		0.00	5,597.02	300.85	0.00	99.98 %	0.02 %			0.00	300.85
Sub.	5,601.42	3.14	301.02	0.00	5,598.11	5,597.02	1.09	5,597.02	3.14	301.02	0.00
		0.00	5,597.02	300.85	0.00	99.98 %	0.02 %			0.00	300.85

Fiscal Year Activity from July 1, 20XX to June 30, 2020								Activity from January 1, 2019 to June 30, 2020			
Tax Year	Orig. Billed Amt (\$)	Abs. Adj (\$)	Bill Releases (\$)	Disc. Levy (\$)	Net Levy (\$)	Amt Collect. (\$)	Unpaid Balance (\$)	Amt Collect. (\$)	Abs. Adj (\$)	Bill Releases (\$)	Disc. Levy (\$)
		Assessor Refunds (\$)	Net Collections (\$)	Additional Levy (\$)	Collection Fee Amt (\$)	% Coll.	% Uncoll.			Assessor Refunds (\$)	Additional Levy (\$)
TAX DISTRICT: SUBURBAN RURAL HALL								LEVY TYPE: Interest			
2019	0.00	0.00	0.00	0.00	0.00	977.87	0.00	977.87	0.00	0.00	0.00
			0.00	977.87	0.00	0.00	NA	NA		0.00	0.00
Sub.	0.00	0.00	0.00	0.00	0.00	977.87	0.00	977.87	0.00	0.00	0.00
		0.00	977.87	0.00	0.00	NA	NA			0.00	0.00
TAX DISTRICT: SUBURBAN RURAL HALL								LEVY TYPE: LATE LIST PENALTY			
2019	1,837.02	0.00	215.40	97.46	1,942.24	1,929.16	13.08	1,929.16	0.00	215.40	97.46
			0.00	1,929.16	223.16	0.00	99.33 %	0.67 %		0.00	223.16
Sub.	1,837.02	0.00	215.40	97.46	1,942.24	1,929.16	13.08	1,929.16	0.00	215.40	97.46
		0.00	1,929.16	223.16	0.00	99.33 %	0.67 %			0.00	223.16
TAX DISTRICT: SUBURBAN RURAL HALL								LEVY TYPE: TAX			
2019	431,485.41	6,004.78	3,368.99	246.47	427,263.70	422,143.66	5,120.04	422,143.66	6,004.78	3,368.99	246.47
			0.00	422,143.66	4,905.59	0.00	98.80 %	1.20 %		0.00	4,905.59
Sub.	431,485.41	6,004.78	3,368.99	246.47	427,263.70	422,143.66	5,120.04	422,143.66	6,004.78	3,368.99	246.47
		0.00	422,143.66	4,905.59	0.00	98.80 %	1.20 %			0.00	4,905.59
TAX DISTRICT: TALLEYS CROSSING								LEVY TYPE: Interest			
2019	0.00	0.00	0.00	0.00	0.00	478.82	0.00	478.82	0.00	0.00	0.00
			0.00	478.82	0.00	0.00	NA	NA		0.00	0.00
Sub.	0.00	0.00	0.00	0.00	0.00	478.82	0.00	478.82	0.00	0.00	0.00
		0.00	478.82	0.00	0.00	NA	NA			0.00	0.00
TAX DISTRICT: TALLEYS CROSSING								LEVY TYPE: LATE LIST PENALTY			
2019	141.47	3.51	69.95	2.08	143.31	113.44	29.87	113.44	3.51	69.95	2.08

Fiscal Year Activity from July 1, 20XX to June 30, 2020								Activity from January 1, 2019 to June 30, 2020			
Tax Year	Orig. Billed Amt (\$)	Abs. Adj (\$)	Bill Releases (\$)	Disc. Levy (\$)	Net Levy (\$)	Amt Collect. (\$)	Unpaid Balance (\$)	Amt Collect. (\$)	Abs. Adj (\$)	Bill Releases (\$)	Disc. Levy (\$)
		Assessor Refunds (\$)	Net Collections (\$)	Additional Levy (\$)	Collection Fee Amt (\$)	% Coll.	% Uncoll.			Assessor Refunds (\$)	Additional Levy (\$)
		0.00	113.44	73.22	0.00	79.16 %	20.84 %			0.00	73.22
Sub.	141.47	3.51	69.95	2.08	143.31	113.44	29.87	113.44	3.51	69.95	2.08
		0.00	113.44	73.22	0.00	79.16 %	20.84 %			0.00	73.22
TAX DISTRICT: TALLEYS CROSSING LEVY TYPE: TAX											
2019	176,185.93	505.66	1,841.14	5.38	175,709.35	173,139.73	2,569.62	173,139.73	505.66	1,841.14	5.38
		0.00	173,139.73	1,864.84	0.00	98.54 %	1.46 %			0.00	1,864.84
Sub.	176,185.93	505.66	1,841.14	5.38	175,709.35	173,139.73	2,569.62	173,139.73	505.66	1,841.14	5.38
		0.00	173,139.73	1,864.84	0.00	98.54 %	1.46 %			0.00	1,864.84
TAX DISTRICT: TOBACCOVILLE LEVY TYPE: Interest											
2019	0.00	0.00	0.00	0.00	0.00	329.46	0.00	329.46	0.00	0.00	0.00
		0.00	329.46	0.00	0.00	NA	NA			0.00	0.00
Sub.	0.00	0.00	0.00	0.00	0.00	329.46	0.00	329.46	0.00	0.00	0.00
		0.00	329.46	0.00	0.00	NA	NA			0.00	0.00
TAX DISTRICT: TOBACCOVILLE LEVY TYPE: LATE LIST PENALTY											
2019	105.46	0.15	105.03	0.66	105.85	102.49	3.36	102.49	0.15	105.03	0.66
		0.00	102.49	104.91	0.00	96.83 %	3.17 %			0.00	104.91
Sub.	105.46	0.15	105.03	0.66	105.85	102.49	3.36	102.49	0.15	105.03	0.66
		0.00	102.49	104.91	0.00	96.83 %	3.17 %			0.00	104.91

Fiscal Year Activity from July 1, 20XX to June 30, 2020								Activity from January 1, 2019 to June 30, 2020			
Tax Year	Orig. Billed Amt (\$)	Abs. Adj (\$)	Bill Releases (\$)	Disc. Levy (\$)	Net Levy (\$)	Amt Collect. (\$)	Unpaid Balance (\$)	Amt Collect. (\$)	Abs. Adj (\$)	Bill Releases (\$)	Disc. Levy (\$)
		Assessor Refunds (\$)	Net Collections (\$)	Additional Levy (\$)	Collection Fee Amt (\$)	% Coll.	% Uncoll.			Assessor Refunds (\$)	Additional Levy (\$)
TAX DISTRICT: TOBACCOVILLE LEVY TYPE: TAX											
2019	88,874.36	98.11	1,176.83	3.17	89,194.08	88,337.28	856.80	88,337.28	98.11	1,176.83	3.17
		0.00	88,337.28	1,591.49	0.00	99.04 %	0.96 %			0.00	1,591.49
Sub.	88,874.36	98.11	1,176.83	3.17	89,194.08	88,337.28	856.80	88,337.28	98.11	1,176.83	3.17
		0.00	88,337.28	1,591.49	0.00	99.04 %	0.96 %			0.00	1,591.49
TAX DISTRICT: TRIANGLE LEVY TYPE: Interest											
2019	0.00	0.00	0.00	0.00	0.00	475.97	0.00	475.97	0.00	0.00	0.00
		0.00	475.97	0.00	0.00	NA	NA			0.00	0.00
Sub.	0.00	0.00	0.00	0.00	0.00	475.97	0.00	475.97	0.00	0.00	0.00
		0.00	475.97	0.00	0.00	NA	NA			0.00	0.00
TAX DISTRICT: TRIANGLE LEVY TYPE: LATE LIST PENALTY											
2019	247.11	97.97	246.81	0.00	148.62	145.57	3.05	145.57	97.97	246.81	0.00
		0.00	145.57	246.29	0.00	97.95 %	2.05 %			0.00	246.29
Sub.	247.11	97.97	246.81	0.00	148.62	145.57	3.05	145.57	97.97	246.81	0.00
		0.00	145.57	246.29	0.00	97.95 %	2.05 %			0.00	246.29
TAX DISTRICT: TRIANGLE LEVY TYPE: TAX											
2019	98,993.14	1,882.52	5,387.91	0.00	100,340.66	99,876.69	463.97	99,876.69	1,882.52	5,387.91	0.00
		0.00	99,876.69	8,617.95	0.00	99.54 %	0.46 %			0.00	8,617.95
Sub.	98,993.14	1,882.52	5,387.91	0.00	100,340.66	99,876.69	463.97	99,876.69	1,882.52	5,387.91	0.00
		0.00	99,876.69	8,617.95	0.00	99.54 %	0.46 %			0.00	8,617.95
TAX DISTRICT: UNION CROSS LEVY TYPE: Interest											
2019	0.00	0.00	0.00	0.00	0.00	1,125.18	0.00	1,125.18	0.00	0.00	0.00

Fiscal Year Activity from July 1, 20XX to June 30, 2020								Activity from January 1, 2019 to June 30, 2020			
Tax Year	Orig. Billed Amt (\$)	Abs. Adj (\$)	Bill Releases (\$)	Disc. Levy (\$)	Net Levy (\$)	Amt Collect. (\$)	Unpaid Balance (\$)	Amt Collect. (\$)	Abs. Adj (\$)	Bill Releases (\$)	Disc. Levy (\$)
		Assessor Refunds (\$)	Net Collections (\$)	Additional Levy (\$)	Collection Fee Amt (\$)	% Coll.	% Uncoll.			Assessor Refunds (\$)	Additional Levy (\$)
		0.00	1,125.18	0.00	0.00	NA	NA			0.00	0.00
Sub.	0.00	0.00	0.00	0.00	0.00	1,125.18	0.00	1,125.18	0.00	0.00	0.00
		0.00	1,125.18	0.00	0.00	NA	NA			0.00	0.00
TAX DISTRICT: UNION CROSS LEVY TYPE: LATE LIST PENALTY											
2019	96.58	7.72	94.43	2.85	95.93	83.52	12.41	83.52	7.72	94.43	2.85
		0.00	83.52	98.65	0.00	87.06 %	12.94 %			0.00	98.65
Sub.	96.58	7.72	94.43	2.85	95.93	83.52	12.41	83.52	7.72	94.43	2.85
		0.00	83.52	98.65	0.00	87.06 %	12.94 %			0.00	98.65
TAX DISTRICT: UNION CROSS LEVY TYPE: TAX											
2019	307,663.44	8,458.29	2,464.40	9.56	304,402.01	301,853.36	2,548.65	301,853.36	8,458.29	2,464.40	9.56
		57.70	301,911.06	7,651.70	0.00	99.16 %	0.84 %			57.70	7,651.70
Sub.	307,663.44	8,458.29	2,464.40	9.56	304,402.01	301,853.36	2,548.65	301,853.36	8,458.29	2,464.40	9.56
		57.70	301,911.06	7,651.70	0.00	99.16 %	0.84 %			57.70	7,651.70
TAX DISTRICT: VIENNA LEVY TYPE: Interest											
2019	0.00	0.00	0.00	0.00	0.00	992.12	0.00	992.12	0.00	0.00	0.00
		0.00	992.12	0.00	0.00	NA	NA			0.00	0.00
Sub.	0.00	0.00	0.00	0.00	0.00	992.12	0.00	992.12	0.00	0.00	0.00
		0.00	992.12	0.00	0.00	NA	NA			0.00	0.00

Fiscal Year Activity from July 1, 20XX to June 30, 2020								Activity from January 1, 2019 to June 30, 2020			
Tax Year	Orig. Billed Amt (\$)	Abs. Adj (\$)	Bill Releases (\$)	Disc. Levy (\$)	Net Levy (\$)	Amt Collect. (\$)	Unpaid Balance (\$)	Amt Collect. (\$)	Abs. Adj (\$)	Bill Releases (\$)	Disc. Levy (\$)
		Assessor Refunds (\$)	Net Collections (\$)	Additional Levy (\$)	Collection Fee Amt (\$)	% Coll.	% Uncoll.			Assessor Refunds (\$)	Additional Levy (\$)
TAX DISTRICT: VIENNA LEVY TYPE: LATE LIST PENALTY											
2019	176.52	2.01	173.80	30.27	203.38	160.61	42.77	160.61	2.01	173.80	30.27
		0.00	160.61	172.40	0.00	78.97 %	21.03 %			0.00	172.40
Sub.	176.52	2.01	173.80	30.27	203.38	160.61	42.77	160.61	2.01	173.80	30.27
		0.00	160.61	172.40	0.00	78.97 %	21.03 %			0.00	172.40
TAX DISTRICT: VIENNA LEVY TYPE: TAX											
2019	580,229.40	1,414.29	2,119.73	83.21	580,591.26	577,171.58	3,419.68	577,171.58	1,414.29	2,119.73	83.21
		0.00	577,171.58	3,812.67	0.00	99.41 %	0.59 %			0.00	3,812.67
Sub.	580,229.40	1,414.29	2,119.73	83.21	580,591.26	577,171.58	3,419.68	577,171.58	1,414.29	2,119.73	83.21
		0.00	577,171.58	3,812.67	0.00	99.41 %	0.59 %			0.00	3,812.67
TAX DISTRICT: WALKERTOWN LEVY TYPE: Interest											
2019	0.00	0.00	0.00	0.00	0.00	1,346.72	0.00	1,346.72	0.00	0.00	0.00
		0.00	1,346.72	0.00	0.00	NA	NA			0.00	0.00
Sub.	0.00	0.00	0.00	0.00	0.00	1,346.72	0.00	1,346.72	0.00	0.00	0.00
		0.00	1,346.72	0.00	0.00	NA	NA			0.00	0.00
TAX DISTRICT: WALKERTOWN LEVY TYPE: LATE LIST PENALTY											
2019	556.34	2.84	40.89	1,716.80	2,269.12	2,224.04	45.08	2,224.04	2.84	40.89	1,716.80
		0.00	2,224.04	39.71	0.00	98.01 %	1.99 %			0.00	39.71
Sub.	556.34	2.84	40.89	1,716.80	2,269.12	2,224.04	45.08	2,224.04	2.84	40.89	1,716.80
		0.00	2,224.04	39.71	0.00	98.01 %	1.99 %			0.00	39.71
TAX DISTRICT: WALKERTOWN LEVY TYPE: TAX											
2019	900,724.78	843.48	12,679.42	8,266.96	908,243.30	898,268.33	9,974.97	898,268.33	843.48	12,679.42	8,266.96

Fiscal Year Activity from July 1, 20XX to June 30, 2020								Activity from January 1, 2019 to June 30, 2020			
Tax Year	Orig. Billed Amt (\$)	Abs. Adj (\$)	Bill Releases (\$)	Disc. Levy (\$)	Net Levy (\$)	Amt Collect. (\$)	Unpaid Balance (\$)	Amt Collect. (\$)	Abs. Adj (\$)	Bill Releases (\$)	Disc. Levy (\$)
		Assessor Refunds (\$)	Net Collections (\$)	Additional Levy (\$)	Collection Fee Amt (\$)	% Coll.	% Uncoll.			Assessor Refunds (\$)	Additional Levy (\$)
		0.00	898,268.33	12,774.46	0.00	98.90 %	1.10 %			0.00	12,774.46
Sub.	900,724.78	843.48	12,679.42	8,266.96	908,243.30	898,268.33	9,974.97	898,268.33	843.48	12,679.42	8,266.96
		0.00	898,268.33	12,774.46	0.00	98.90 %	1.10 %			0.00	12,774.46
TAX DISTRICT: WALKERTOWN (NE) FIRE			LEVY TYPE: Interest								
2019	0.00	0.00	0.00	0.00	0.00	783.64	0.00	783.64	0.00	0.00	0.00
		0.00	783.64	0.00	0.00	NA	NA			0.00	0.00
Sub.	0.00	0.00	0.00	0.00	0.00	783.64	0.00	783.64	0.00	0.00	0.00
		0.00	783.64	0.00	0.00	NA	NA			0.00	0.00
TAX DISTRICT: WALKERTOWN (NE) FIRE			LEVY TYPE: LATE LIST PENALTY								
2019	160.14	22.96	159.75	34.52	172.75	129.83	42.92	129.83	22.96	159.75	34.52
		0.00	129.83	160.80	0.00	75.15 %	24.85 %			0.00	160.80
Sub.	160.14	22.96	159.75	34.52	172.75	129.83	42.92	129.83	22.96	159.75	34.52
		0.00	129.83	160.80	0.00	75.15 %	24.85 %			0.00	160.80
TAX DISTRICT: WALKERTOWN (NE) FIRE			LEVY TYPE: TAX								
2019	336,896.26	676.16	4,357.71	103.49	336,659.73	330,179.33	6,480.40	330,179.33	676.16	4,357.71	103.49
		0.00	330,179.33	4,693.85	0.00	98.08 %	1.92 %			0.00	4,693.85
Sub.	336,896.26	676.16	4,357.71	103.49	336,659.73	330,179.33	6,480.40	330,179.33	676.16	4,357.71	103.49
		0.00	330,179.33	4,693.85	0.00	98.08 %	1.92 %			0.00	4,693.85

Fiscal Year Activity from July 1, 20XX to June 30, 2020								Activity from January 1, 2019 to June 30, 2020			
Tax Year	Orig. Billed Amt (\$)	Abs. Adj (\$)	Bill Releases (\$)	Disc. Levy (\$)	Net Levy (\$)	Amt Collect. (\$)	Unpaid Balance (\$)	Amt Collect. (\$)	Abs. Adj (\$)	Bill Releases (\$)	Disc. Levy (\$)
		Assessor Refunds (\$)	Net Collections (\$)	Additional Levy (\$)	Collection Fee Amt (\$)	% Coll.	% Uncoll.			Assessor Refunds (\$)	Additional Levy (\$)
TAX DISTRICT: WEST BEND LEVY TYPE: Interest											
2019	0.00	0.00	0.00	0.00	0.00	123.79	0.00	123.79	0.00	0.00	0.00
		0.00	123.79	0.00	0.00	NA	NA			0.00	0.00
Sub.	0.00	0.00	0.00	0.00	0.00	123.79	0.00	123.79	0.00	0.00	0.00
		0.00	123.79	0.00	0.00	NA	NA			0.00	0.00
TAX DISTRICT: WEST BEND LEVY TYPE: LATE LIST PENALTY											
2019	37.56	0.00	37.59	0.00	35.92	35.92	0.00	35.92	0.00	37.59	0.00
		0.00	35.92	35.95	0.00	100 %	0 %			0.00	35.95
Sub.	37.56	0.00	37.59	0.00	35.92	35.92	0.00	35.92	0.00	37.59	0.00
		0.00	35.92	35.95	0.00	100 %	0 %			0.00	35.95
TAX DISTRICT: WEST BEND LEVY TYPE: TAX											
2019	47,392.73	0.00	762.13	0.00	47,375.19	47,374.43	0.76	47,374.43	0.00	762.13	0.00
		0.00	47,374.43	744.59	0.00	100.00 %	0.00 %			0.00	744.59
Sub.	47,392.73	0.00	762.13	0.00	47,375.19	47,374.43	0.76	47,374.43	0.00	762.13	0.00
		0.00	47,374.43	744.59	0.00	100.00 %	0.00 %			0.00	744.59
TAX DISTRICT: WINSTON-SALEM LEVY TYPE: Interest											
2019	0.00	0.00	0.00	0.00	0.00	251,375.30	0.00	251,375.30	0.00	0.00	0.00
		0.00	251,375.30	0.00	0.00	NA	NA			0.00	0.00
Sub.	0.00	0.00	0.00	0.00	0.00	251,375.30	0.00	251,375.30	0.00	0.00	0.00
		0.00	251,375.30	0.00	0.00	NA	NA			0.00	0.00
TAX DISTRICT: WINSTON-SALEM LEVY TYPE: LATE LIST PENALTY											
2019	98,095.18	25,350.44	2,617.29	21,420.38	94,974.46	86,715.90	8,258.56	86,715.90	25,350.44	2,617.29	21,420.38

Fiscal Year Activity from July 1, 20XX to June 30, 2020								Activity from January 1, 2019 to June 30, 2020			
Tax Year	Orig. Billed Amt (\$)	Abs. Adj (\$)	Bill Releases (\$)	Disc. Levy (\$)	Net Levy (\$)	Amt Collect. (\$)	Unpaid Balance (\$)	Amt Collect. (\$)	Abs. Adj (\$)	Bill Releases (\$)	Disc. Levy (\$)
		Assessor Refunds (\$)	Net Collections (\$)	Additional Levy (\$)	Collection Fee Amt (\$)	% Coll.	% Uncoll.			Assessor Refunds (\$)	Additional Levy (\$)
		144.31	86,860.21	3,426.63	0.00	91.30 %	8.70 %			144.31	3,426.63
Sub.	98,095.18	25,350.44	2,617.29	21,420.38	94,974.46	86,715.90	8,258.56	86,715.90	25,350.44	2,617.29	21,420.38
		144.31	86,860.21	3,426.63	0.00	91.30 %	8.70 %			144.31	3,426.63
TAX DISTRICT: WINSTON-SALEM LEVY TYPE: TAX											
2019	133,994,204.97	919,827.21	528,063.32	88,925.02	133,669,836.19	132,080,220.14	1,589,616.05	132,080,220.14	919,827.21	528,063.32	88,925.02
		63,928.97	132,144,149.11	1,034,596.73	0.00	98.81 %	1.19 %			63,928.97	1,034,596.73
Sub.	133,994,204.97	919,827.21	528,063.32	88,925.02	133,669,836.19	132,080,220.14	1,589,616.05	132,080,220.14	919,827.21	528,063.32	88,925.02
		63,928.97	132,144,149.11	1,034,596.73	0.00	98.81 %	1.19 %			63,928.97	1,034,596.73
TAX DISTRICT: WINSTON-SALEM LEVY TYPE: VEHICLE FEE											
2019	100,845.00	3,600.00	22,335.00	585.00	98,340.00	66,226.59	32,113.41	66,226.59	3,600.00	22,335.00	585.00
		30.00	66,256.59	22,845.00	0.00	67.34 %	32.66 %			30.00	22,845.00
Sub.	100,845.00	3,600.00	22,335.00	585.00	98,340.00	66,226.59	32,113.41	66,226.59	3,600.00	22,335.00	585.00
		30.00	66,256.59	22,845.00	0.00	67.34 %	32.66 %			30.00	22,845.00
Total	168,845,942.20	1,089,410.03	843,275.36	130,592.93	168,481,563.18	166,964,933.22	1,829,261.44	166,964,933.22	1,089,410.03	843,275.36	130,592.93
		72,711.06	167,037,644.28	1,437,713.44	0.00	98.91 %	1.09 %			72,711.06	1,437,713.44

Signature (Tax Collector) _____

Report Parameters:

Date Sent to Finance Start: **Min - July 1, 2019**

Date Sent to Finance End: **Max - June 30, 2020**

Abstract Type: **REI**

Tax District: **FORSYTH**

Levy Type: **Interest, LATE LIST PENALTY, TAX**

Tax Year: **2019**

Year For: **2019, 2018, 2017, 2016, 2015, 2014, 2013, 2012, 2011, 2010, 2009, 2008, 2007, 2006, 2005, 2004, 2003, 2002, 2001, 1999**

Collapse Districts: **N**

Default Sort-By: **Tax Year**

Grouping: **Tax District, Levy Type**

Fiscal Year Activity from July 1, 20XX to June 30, 2020								Activity from July 1, 2019 to June 30, 2020			
Tax Year	Orig. Billed Amt (\$)	Abs. Adj (\$)	Bill Releases (\$)	Disc. Levy (\$)	Net Levy (\$)	Amt Collect. (\$)	Unpaid Balance (\$)	Amt Collect. (\$)	Abs. Adj (\$)	Bill Releases (\$)	Disc. Levy (\$)
		Assessor Refunds (\$)	Net Collections (\$)	Additional Levy (\$)	Collection Fee Amt (\$)	% Coll.	% Uncoll.			Assessor Refunds (\$)	Additional Levy (\$)
TAX DISTRICT: FORSYTH LEVY TYPE: Interest											
2019	0.00	0.00	0.00	0.00	0.00	414,864.05	0.00	410,234.91	0.00	0.00	0.00
		0.00	414,864.05	0.00	0.00	NA	NA			0.00	0.00
Sub.	0.00	0.00	0.00	0.00	0.00	414,864.05	0.00	410,234.91	0.00	0.00	0.00
		0.00	414,864.05	0.00	0.00	NA	NA			0.00	0.00
TAX DISTRICT: FORSYTH LEVY TYPE: LATE LIST PENALTY											
2019	265.76	2,833.53	0.00	4,132.78	1,565.01	1,565.01	0.00	1,565.01	2,710.35	0.00	2,836.23
		0.00	1,565.01	0.00	0.00	100 %	0 %			0.00	0.00
Sub.	265.76	2,833.53	0.00	4,132.78	1,565.01	1,565.01	0.00	1,565.01	2,710.35	0.00	2,836.23
		0.00	1,565.01	0.00	0.00	100 %	0 %			0.00	0.00

Fiscal Year Activity from July 1, 20XX to June 30, 2020								Activity from July 1, 2019 to June 30, 2020			
Tax Year	Orig. Billed Amt (\$)	Abs. Adj (\$)	Bill Releases (\$)	Disc. Levy (\$)	Net Levy (\$)	Amt Collect. (\$)	Unpaid Balance (\$)	Amt Collect. (\$)	Abs. Adj (\$)	Bill Releases (\$)	Disc. Levy (\$)
		Assessor Refunds (\$)	Net Collections (\$)	Additional Levy (\$)	Collection Fee Amt (\$)	% Coll.	% Uncoll.			Assessor Refunds (\$)	Additional Levy (\$)
TAX DISTRICT: FORSYTH LEVY TYPE: TAX											
2019	222,267,080.60	728,051.64	718,469.46	18,595.55	221,981,497.66	220,315,671.57	1,665,826.09	220,281,495.12	728,051.64	717,701.64	11,344.96
		73,399.09	220,389,070.66	1,142,342.61	0.00	99.25 %	0.75 %			73,399.09	1,108,166.15
Sub.	222,267,080.60	728,051.64	718,469.46	18,595.55	221,981,497.66	220,315,671.57	1,665,826.09	220,281,495.12	728,051.64	717,701.64	11,344.96
		73,399.09	220,389,070.66	1,142,342.61	0.00	99.25 %	0.75 %			73,399.09	1,108,166.15
Total	222,267,346.36	730,885.17	718,469.46	22,728.33	221,983,062.67	220,732,100.63	1,665,826.09	220,693,295.04	730,761.99	717,701.64	14,181.19
		73,399.09	220,805,499.72	1,142,342.61	0.00	99.25 %	0.75 %			73,399.09	1,108,166.15

Signature (Tax Collector) _____

Report Parameters:

Date Sent to Finance Start: **Min - July 1, 2019**

Date Sent to Finance End: **Max - June 30, 2020**

Abstract Type: **REI**

Tax District: **BEESONS CROSS ROADS, BEESONS SERV DIST, BELEWS CREEK, BETHANIA, CITY VIEW, CLEMMONS, CLEMMONS FIRE DIST, COUNTYWIDE FIRE, DOWNTOWN WS BUS DIST, FOREST HILL, GRIFFITH, GUMTREE, HIGH POINT, HORNEYTOWN, KERNERSVILLE, KING, KING FIRE DIST, LEWISVILLE, LEWISVILLE FIRE DIST, MIN SPRING SERV DIST, MINERAL SPRINGS, MOUNT TABOR, MUNICIPAL SERV DIST, OLD RICHMOND, PINEY GROVE, RURAL HALL, SALEM CHAPEL, SOUTH FORK, SUBURBAN RURAL HALL, TALLEYS CROSSING, TOBACCOVILLE, TRIANGLE, UNION CROSS, VIENNA, WALKERTOWN, WALKERTOWN (NE) FIRE, WEST BEND, WINSTON-SALEM**

Levy Type: **CL STORM WATER, Interest, KE RECYCLE FEE, KE STORM WATER, KE STRMWTR2, LATE LIST PENALTY, TAX, VEHICLE FEE**

Tax Year: **2019**

Year For: **2019, 2018, 2017, 2016, 2015, 2014, 2013, 2012, 2011, 2010, 2009, 2008, 2007, 2006, 2005, 2004, 2003, 2002, 2001, 1999**

Collapse Districts: **N**

Default Sort-By: **Tax Year**

Grouping: **Tax District, Levy Type**

Fiscal Year Activity from July 1, 20XX to June 30, 2020								Activity from July 1, 2019 to June 30, 2020			
Tax Year	Orig. Billed Amt (\$)	Abs. Adj (\$)	Bill Releases (\$)	Disc. Levy (\$)	Net Levy (\$)	Amt Collect. (\$)	Unpaid Balance (\$)	Amt Collect. (\$)	Abs. Adj (\$)	Bill Releases (\$)	Disc. Levy (\$)
		Assessor Refunds (\$)	Net Collections (\$)	Additional Levy (\$)	Collection Fee Amt (\$)	% Coll.	% Uncoll.			Assessor Refunds (\$)	Additional Levy (\$)
TAX DISTRICT: BEESONS CROSS ROADS LEVY TYPE: Interest											
2019	0.00	0.00	0.00	0.00	0.00	417.99	0.00	417.99	0.00	0.00	0.00
		0.00	417.99	0.00	0.00	NA	NA			0.00	0.00
Sub.	0.00	0.00	0.00	0.00	0.00	417.99	0.00	417.99	0.00	0.00	0.00
		0.00	417.99	0.00	0.00	NA	NA			0.00	0.00
TAX DISTRICT: BEESONS CROSS ROADS LEVY TYPE: TAX											
2019	251,076.45	237.88	2,553.48	0.00	250,927.55	249,347.33	1,580.22	249,347.33	237.88	2,553.48	0.00
		0.00	249,347.33	2,642.46	0.00	99.37 %	0.63 %			0.00	2,642.46
Sub.	251,076.45	237.88	2,553.48	0.00	250,927.55	249,347.33	1,580.22	249,347.33	237.88	2,553.48	0.00
		0.00	249,347.33	2,642.46	0.00	99.37 %	0.63 %			0.00	2,642.46

Fiscal Year Activity from July 1, 20XX to June 30, 2020								Activity from July 1, 2019 to June 30, 2020			
Tax Year	Orig. Billed Amt (\$)	Abs. Adj (\$)	Bill Releases (\$)	Disc. Levy (\$)	Net Levy (\$)	Amt Collect. (\$)	Unpaid Balance (\$)	Amt Collect. (\$)	Abs. Adj (\$)	Bill Releases (\$)	Disc. Levy (\$)
		Assessor Refunds (\$)	Net Collections (\$)	Additional Levy (\$)	Collection Fee Amt (\$)	% Coll.	% Uncoll.			Assessor Refunds (\$)	Additional Levy (\$)
TAX DISTRICT: BEESONS SERV DIST LEVY TYPE: Interest											
2019	0.00	0.00	0.00	0.00	0.00	65.20	0.00	65.20	0.00	0.00	0.00
		0.00	65.20	0.00	0.00	NA	NA			0.00	0.00
Sub.	0.00	0.00	0.00	0.00	0.00	65.20	0.00	65.20	0.00	0.00	0.00
		0.00	65.20	0.00	0.00	NA	NA			0.00	0.00
TAX DISTRICT: BEESONS SERV DIST LEVY TYPE: TAX											
2019	25,065.37	220.97	125.14	0.00	25,293.52	25,073.19	220.33	25,073.19	220.97	125.14	0.00
		0.00	25,073.19	574.26	0.00	99.13 %	0.87 %			0.00	574.26
Sub.	25,065.37	220.97	125.14	0.00	25,293.52	25,073.19	220.33	25,073.19	220.97	125.14	0.00
		0.00	25,073.19	574.26	0.00	99.13 %	0.87 %			0.00	574.26
TAX DISTRICT: BELEWS CREEK LEVY TYPE: Interest											
2019	0.00	0.00	0.00	0.00	0.00	628.46	0.00	628.46	0.00	0.00	0.00
		0.00	628.46	0.00	0.00	NA	NA			0.00	0.00
Sub.	0.00	0.00	0.00	0.00	0.00	628.46	0.00	628.46	0.00	0.00	0.00
		0.00	628.46	0.00	0.00	NA	NA			0.00	0.00
TAX DISTRICT: BELEWS CREEK LEVY TYPE: TAX											
2019	325,178.36	293.99	7.11	0.00	325,152.97	322,600.39	2,552.58	322,600.39	293.99	7.11	0.00
		0.00	322,600.39	275.71	0.00	99.21 %	0.79 %			0.00	275.71
Sub.	325,178.36	293.99	7.11	0.00	325,152.97	322,600.39	2,552.58	322,600.39	293.99	7.11	0.00
		0.00	322,600.39	275.71	0.00	99.21 %	0.79 %			0.00	275.71
TAX DISTRICT: BETHANIA LEVY TYPE: Interest											
2019	0.00	0.00	0.00	0.00	0.00	195.12	0.00	195.12	0.00	0.00	0.00

Fiscal Year Activity from July 1, 20XX to June 30, 2020								Activity from July 1, 2019 to June 30, 2020			
Tax Year	Orig. Billed Amt (\$)	Abs. Adj (\$)	Bill Releases (\$)	Disc. Levy (\$)	Net Levy (\$)	Amt Collect. (\$)	Unpaid Balance (\$)	Amt Collect. (\$)	Abs. Adj (\$)	Bill Releases (\$)	Disc. Levy (\$)
		Assessor Refunds (\$)	Net Collections (\$)	Additional Levy (\$)	Collection Fee Amt (\$)	% Coll.	% Uncoll.			Assessor Refunds (\$)	Additional Levy (\$)
		0.00	195.12	0.00	0.00	NA	NA			0.00	0.00
Sub.	0.00	0.00	0.00	0.00	0.00	195.12	0.00	195.12	0.00	0.00	0.00
		0.00	195.12	0.00	0.00	NA	NA			0.00	0.00
TAX DISTRICT: BETHANIA LEVY TYPE: TAX											
2019	86,938.89	0.00	757.70	0.00	86,938.84	86,494.97	443.87	86,494.97	0.00	757.70	0.00
		0.00	86,494.97	757.65	0.00	99.49 %	0.51 %			0.00	757.65
Sub.	86,938.89	0.00	757.70	0.00	86,938.84	86,494.97	443.87	86,494.97	0.00	757.70	0.00
		0.00	86,494.97	757.65	0.00	99.49 %	0.51 %			0.00	757.65
TAX DISTRICT: CITY VIEW LEVY TYPE: Interest											
2019	0.00	0.00	0.00	0.00	0.00	94.18	0.00	94.18	0.00	0.00	0.00
		0.00	94.18	0.00	0.00	NA	NA			0.00	0.00
Sub.	0.00	0.00	0.00	0.00	0.00	94.18	0.00	94.18	0.00	0.00	0.00
		0.00	94.18	0.00	0.00	NA	NA			0.00	0.00
TAX DISTRICT: CITY VIEW LEVY TYPE: TAX											
2019	33,342.00	0.00	122.55	0.00	33,341.47	33,169.86	171.61	33,169.86	0.00	122.55	0.00
		0.00	33,169.86	122.02	0.00	99.49 %	0.51 %			0.00	122.02
Sub.	33,342.00	0.00	122.55	0.00	33,341.47	33,169.86	171.61	33,169.86	0.00	122.55	0.00
		0.00	33,169.86	122.02	0.00	99.49 %	0.51 %			0.00	122.02

Fiscal Year Activity from July 1, 20XX to June 30, 2020								Activity from July 1, 2019 to June 30, 2020			
Tax Year	Orig. Billed Amt (\$)	Abs. Adj (\$)	Bill Releases (\$)	Disc. Levy (\$)	Net Levy (\$)	Amt Collect. (\$)	Unpaid Balance (\$)	Amt Collect. (\$)	Abs. Adj (\$)	Bill Releases (\$)	Disc. Levy (\$)
		Assessor Refunds (\$)	Net Collections (\$)	Additional Levy (\$)	Collection Fee Amt (\$)	% Coll.	% Uncoll.			Assessor Refunds (\$)	Additional Levy (\$)
TAX DISTRICT: CLEMMONS LEVY TYPE: CL STORM WATER											
2019	788,040.00	705.00	0.10	45.00	788,039.90	785,831.39	2,208.51	785,831.39	705.00	0.10	45.00
		0.00	785,831.39	660.00	0.00	99.72 %	0.28 %			0.00	660.00
Sub.	788,040.00	705.00	0.10	45.00	788,039.90	785,831.39	2,208.51	785,831.39	705.00	0.10	45.00
		0.00	785,831.39	660.00	0.00	99.72 %	0.28 %			0.00	660.00
TAX DISTRICT: CLEMMONS LEVY TYPE: Interest											
2019	0.00	0.00	0.00	0.00	0.00	5,385.95	0.00	5,385.95	0.00	0.00	0.00
		0.00	5,385.95	0.00	0.00	NA	NA			0.00	0.00
Sub.	0.00	0.00	0.00	0.00	0.00	5,385.95	0.00	5,385.95	0.00	0.00	0.00
		0.00	5,385.95	0.00	0.00	NA	NA			0.00	0.00
TAX DISTRICT: CLEMMONS LEVY TYPE: TAX											
2019	2,215,949.12	1,857.15	7.11	474.28	2,216,054.79	2,210,756.04	5,298.75	2,210,756.04	1,857.15	7.11	474.28
		0.00	2,210,756.04	1,495.65	0.00	99.76 %	0.24 %			0.00	1,495.65
Sub.	2,215,949.12	1,857.15	7.11	474.28	2,216,054.79	2,210,756.04	5,298.75	2,210,756.04	1,857.15	7.11	474.28
		0.00	2,210,756.04	1,495.65	0.00	99.76 %	0.24 %			0.00	1,495.65
TAX DISTRICT: CLEMMONS FIRE DIST LEVY TYPE: Interest											
2019	0.00	0.00	0.00	0.00	0.00	2,063.12	0.00	2,063.12	0.00	0.00	0.00
		0.00	2,063.12	0.00	0.00	NA	NA			0.00	0.00
Sub.	0.00	0.00	0.00	0.00	0.00	2,063.12	0.00	2,063.12	0.00	0.00	0.00
		0.00	2,063.12	0.00	0.00	NA	NA			0.00	0.00
TAX DISTRICT: CLEMMONS FIRE DIST LEVY TYPE: TAX											
2019	1,390,010.37	1,439.16	287.25	0.00	1,389,616.95	1,386,112.65	3,504.30	1,386,112.65	1,439.16	287.25	0.00

Fiscal Year Activity from July 1, 20XX to June 30, 2020								Activity from July 1, 2019 to June 30, 2020			
Tax Year	Orig. Billed Amt (\$)	Abs. Adj (\$)	Bill Releases (\$)	Disc. Levy (\$)	Net Levy (\$)	Amt Collect. (\$)	Unpaid Balance (\$)	Amt Collect. (\$)	Abs. Adj (\$)	Bill Releases (\$)	Disc. Levy (\$)
		Assessor Refunds (\$)	Net Collections (\$)	Additional Levy (\$)	Collection Fee Amt (\$)	% Coll.	% Uncoll.			Assessor Refunds (\$)	Additional Levy (\$)
		0.00	1,386,112.65	1,332.99	0.00	99.75 %	0.25 %			0.00	1,332.99
Sub.	1,390,010.37	1,439.16	287.25	0.00	1,389,616.95	1,386,112.65	3,504.30	1,386,112.65	1,439.16	287.25	0.00
		0.00	1,386,112.65	1,332.99	0.00	99.75 %	0.25 %			0.00	1,332.99
TAX DISTRICT: COUNTYWIDE FIRE LEVY TYPE: Interest											
2019	0.00	0.00	0.00	0.00	0.00	999.13	0.00	999.13	0.00	0.00	0.00
		0.00	999.13	0.00	0.00	NA	NA			0.00	0.00
Sub.	0.00	0.00	0.00	0.00	0.00	999.13	0.00	999.13	0.00	0.00	0.00
		0.00	999.13	0.00	0.00	NA	NA			0.00	0.00
TAX DISTRICT: COUNTYWIDE FIRE LEVY TYPE: TAX											
2019	603,883.77	1,240.45	3,779.71	0.00	600,408.50	596,197.11	4,211.39	596,197.11	1,240.45	3,779.71	0.00
		0.00	596,197.11	1,544.89	0.00	99.30 %	0.70 %			0.00	1,544.89
Sub.	603,883.77	1,240.45	3,779.71	0.00	600,408.50	596,197.11	4,211.39	596,197.11	1,240.45	3,779.71	0.00
		0.00	596,197.11	1,544.89	0.00	99.30 %	0.70 %			0.00	1,544.89
TAX DISTRICT: DOWNTOWN WS BUS DIST LEVY TYPE: Interest											
2019	0.00	0.00	0.00	0.00	0.00	2,256.78	0.00	2,256.78	0.00	0.00	0.00
		0.00	2,256.78	0.00	0.00	NA	NA			0.00	0.00
Sub.	0.00	0.00	0.00	0.00	0.00	2,256.78	0.00	2,256.78	0.00	0.00	0.00
		0.00	2,256.78	0.00	0.00	NA	NA			0.00	0.00

Fiscal Year Activity from July 1, 20XX to June 30, 2020								Activity from July 1, 2019 to June 30, 2020			
Tax Year	Orig. Billed Amt (\$)	Abs. Adj (\$)	Bill Releases (\$)	Disc. Levy (\$)	Net Levy (\$)	Amt Collect. (\$)	Unpaid Balance (\$)	Amt Collect. (\$)	Abs. Adj (\$)	Bill Releases (\$)	Disc. Levy (\$)
		Assessor Refunds (\$)	Net Collections (\$)	Additional Levy (\$)	Collection Fee Amt (\$)	% Coll.	% Uncoll.			Assessor Refunds (\$)	Additional Levy (\$)
TAX DISTRICT: DOWNTOWN WS BUS DIST LEVY TYPE: TAX											
2019	524,033.70	28,698.08	500.44	0.00	515,386.05	512,168.31	3,217.74	512,168.31	28,698.08	500.44	0.00
		8,330.30	520,498.61	20,550.87	0.00	99.38 %	0.62 %			8,330.30	20,550.87
Sub.	524,033.70	28,698.08	500.44	0.00	515,386.05	512,168.31	3,217.74	512,168.31	28,698.08	500.44	0.00
		8,330.30	520,498.61	20,550.87	0.00	99.38 %	0.62 %			8,330.30	20,550.87
TAX DISTRICT: FOREST HILL LEVY TYPE: Interest											
2019	0.00	0.00	0.00	0.00	0.00	21.11	0.00	21.11	0.00	0.00	0.00
		0.00	21.11	0.00	0.00	NA	NA			0.00	0.00
Sub.	0.00	0.00	0.00	0.00	0.00	21.11	0.00	21.11	0.00	0.00	0.00
		0.00	21.11	0.00	0.00	NA	NA			0.00	0.00
TAX DISTRICT: FOREST HILL LEVY TYPE: TAX											
2019	9,559.98	0.00	0.12	0.00	9,559.86	8,222.83	1,337.03	8,222.83	0.00	0.12	0.00
		0.00	8,222.83	0.00	0.00	86.01 %	13.99 %			0.00	0.00
Sub.	9,559.98	0.00	0.12	0.00	9,559.86	8,222.83	1,337.03	8,222.83	0.00	0.12	0.00
		0.00	8,222.83	0.00	0.00	86.01 %	13.99 %			0.00	0.00
TAX DISTRICT: GRIFFITH LEVY TYPE: Interest											
2019	0.00	0.00	0.00	0.00	0.00	415.76	0.00	299.15	0.00	0.00	0.00
		0.00	415.76	0.00	0.00	NA	NA			0.00	0.00
Sub.	0.00	0.00	0.00	0.00	0.00	415.76	0.00	299.15	0.00	0.00	0.00
		0.00	415.76	0.00	0.00	NA	NA			0.00	0.00
TAX DISTRICT: GRIFFITH LEVY TYPE: TAX											
2019	121,859.73	301.30	1,508.08	0.00	123,297.08	119,699.77	3,597.31	118,859.66	301.30	1,508.08	0.00

Fiscal Year Activity from July 1, 20XX to June 30, 2020								Activity from July 1, 2019 to June 30, 2020			
Tax Year	Orig. Billed Amt (\$)	Abs. Adj (\$)	Bill Releases (\$)	Disc. Levy (\$)	Net Levy (\$)	Amt Collect. (\$)	Unpaid Balance (\$)	Amt Collect. (\$)	Abs. Adj (\$)	Bill Releases (\$)	Disc. Levy (\$)
		Assessor Refunds (\$)	Net Collections (\$)	Additional Levy (\$)	Collection Fee Amt (\$)	% Coll.	% Uncoll.			Assessor Refunds (\$)	Additional Levy (\$)
		0.00	119,699.77	3,246.73	0.00	97.08 %	2.92 %			0.00	2,406.62
Sub.	121,859.73	301.30	1,508.08	0.00	123,297.08	119,699.77	3,597.31	118,859.66	301.30	1,508.08	0.00
		0.00	119,699.77	3,246.73	0.00	97.08 %	2.92 %			0.00	2,406.62
TAX DISTRICT: GUMTREE LEVY TYPE: Interest											
2019	0.00	0.00	0.00	0.00	0.00	52.79	0.00	52.79	0.00	0.00	0.00
		0.00	52.79	0.00	0.00	NA	NA			0.00	0.00
Sub.	0.00	0.00	0.00	0.00	0.00	52.79	0.00	52.79	0.00	0.00	0.00
		0.00	52.79	0.00	0.00	NA	NA			0.00	0.00
TAX DISTRICT: GUMTREE LEVY TYPE: TAX											
2019	59,839.07	0.00	575.06	0.00	59,837.85	58,984.95	852.90	58,984.95	0.00	575.06	0.00
		0.00	58,984.95	573.84	0.00	98.57 %	1.43 %			0.00	573.84
Sub.	59,839.07	0.00	575.06	0.00	59,837.85	58,984.95	852.90	58,984.95	0.00	575.06	0.00
		0.00	58,984.95	573.84	0.00	98.57 %	1.43 %			0.00	573.84
TAX DISTRICT: HIGH POINT LEVY TYPE: Interest											
2019	0.00	0.00	0.00	0.00	0.00	5.51	0.00	5.51	0.00	0.00	0.00
		0.00	5.51	0.00	0.00	NA	NA			0.00	0.00
Sub.	0.00	0.00	0.00	0.00	0.00	5.51	0.00	5.51	0.00	0.00	0.00
		0.00	5.51	0.00	0.00	NA	NA			0.00	0.00

Fiscal Year Activity from July 1, 20XX to June 30, 2020								Activity from July 1, 2019 to June 30, 2020			
Tax Year	Orig. Billed Amt (\$)	Abs. Adj (\$)	Bill Releases (\$)	Disc. Levy (\$)	Net Levy (\$)	Amt Collect. (\$)	Unpaid Balance (\$)	Amt Collect. (\$)	Abs. Adj (\$)	Bill Releases (\$)	Disc. Levy (\$)
		Assessor Refunds (\$)	Net Collections (\$)	Additional Levy (\$)	Collection Fee Amt (\$)	% Coll.	% Uncoll.			Assessor Refunds (\$)	Additional Levy (\$)
TAX DISTRICT: HIGH POINT LEVY TYPE: TAX											
2019	245,385.07	0.00	22,877.53	1,097.84	246,482.91	246,482.91	0.00	246,482.91	0.00	22,877.53	1,097.84
		0.00	246,482.91	22,877.53	0.00	100 %	0 %			0.00	22,877.53
Sub.	245,385.07	0.00	22,877.53	1,097.84	246,482.91	246,482.91	0.00	246,482.91	0.00	22,877.53	1,097.84
		0.00	246,482.91	22,877.53	0.00	100 %	0 %			0.00	22,877.53
TAX DISTRICT: HORNEYTOWN LEVY TYPE: Interest											
2019	0.00	0.00	0.00	0.00	0.00	565.25	0.00	565.25	0.00	0.00	0.00
		0.00	565.25	0.00	0.00	NA	NA			0.00	0.00
Sub.	0.00	0.00	0.00	0.00	0.00	565.25	0.00	565.25	0.00	0.00	0.00
		0.00	565.25	0.00	0.00	NA	NA			0.00	0.00
TAX DISTRICT: HORNEYTOWN LEVY TYPE: TAX											
2019	247,600.30	48.23	1,040.89	0.00	247,597.81	245,107.61	2,490.20	245,107.61	48.23	1,040.89	0.00
		0.00	245,107.61	1,086.63	0.00	98.99 %	1.01 %			0.00	1,086.63
Sub.	247,600.30	48.23	1,040.89	0.00	247,597.81	245,107.61	2,490.20	245,107.61	48.23	1,040.89	0.00
		0.00	245,107.61	1,086.63	0.00	98.99 %	1.01 %			0.00	1,086.63
TAX DISTRICT: KERNERSVILLE LEVY TYPE: Interest											
2019	0.00	0.00	0.00	0.00	0.00	27,014.10	0.00	27,014.10	0.00	0.00	0.00
		0.00	27,014.10	0.00	0.00	NA	NA			0.00	0.00
Sub.	0.00	0.00	0.00	0.00	0.00	27,014.10	0.00	27,014.10	0.00	0.00	0.00
		0.00	27,014.10	0.00	0.00	NA	NA			0.00	0.00
TAX DISTRICT: KERNERSVILLE LEVY TYPE: KE RECYCLE FEE											
2019	362,128.00	416.00	1,300.00	0.00	362,076.00	360,287.48	1,788.52	360,287.48	416.00	1,300.00	0.00

Fiscal Year Activity from July 1, 20XX to June 30, 2020								Activity from July 1, 2019 to June 30, 2020			
Tax Year	Orig. Billed Amt (\$)	Abs. Adj (\$)	Bill Releases (\$)	Disc. Levy (\$)	Net Levy (\$)	Amt Collect. (\$)	Unpaid Balance (\$)	Amt Collect. (\$)	Abs. Adj (\$)	Bill Releases (\$)	Disc. Levy (\$)
		Assessor Refunds (\$)	Net Collections (\$)	Additional Levy (\$)	Collection Fee Amt (\$)	% Coll.	% Uncoll.			Assessor Refunds (\$)	Additional Levy (\$)
		0.00	360,287.48	1,664.00	0.00	99.51 %	0.49 %			0.00	1,664.00
Sub.	362,128.00	416.00	1,300.00	0.00	362,076.00	360,287.48	1,788.52	360,287.48	416.00	1,300.00	0.00
		0.00	360,287.48	1,664.00	0.00	99.51 %	0.49 %			0.00	1,664.00
TAX DISTRICT: KERNERSVILLE LEVY TYPE: KE STORM WATER											
2019	336,111.57	355.59	1,106.28	0.00	336,111.57	334,239.00	1,872.57	334,239.00	355.59	1,106.28	0.00
		0.00	334,239.00	1,461.87	0.00	99.44 %	0.56 %			0.00	1,461.87
Sub.	336,111.57	355.59	1,106.28	0.00	336,111.57	334,239.00	1,872.57	334,239.00	355.59	1,106.28	0.00
		0.00	334,239.00	1,461.87	0.00	99.44 %	0.56 %			0.00	1,461.87
TAX DISTRICT: KERNERSVILLE LEVY TYPE: KE STRMWTR2											
2019	730,856.59	0.00	15,596.93	0.00	730,854.87	724,925.65	5,929.22	724,925.65	0.00	15,596.93	0.00
		0.00	724,925.65	15,595.21	0.00	99.19 %	0.81 %			0.00	15,595.21
Sub.	730,856.59	0.00	15,596.93	0.00	730,854.87	724,925.65	5,929.22	724,925.65	0.00	15,596.93	0.00
		0.00	724,925.65	15,595.21	0.00	99.19 %	0.81 %			0.00	15,595.21
TAX DISTRICT: KERNERSVILLE LEVY TYPE: LATE LIST PENALTY											
2019	198.30	0.00	0.00	0.00	198.30	198.30	0.00	198.30	0.00	0.00	0.00
		0.00	198.30	0.00	0.00	100 %	0 %			0.00	0.00
Sub.	198.30	0.00	0.00	0.00	198.30	198.30	0.00	198.30	0.00	0.00	0.00
		0.00	198.30	0.00	0.00	100 %	0 %			0.00	0.00

Fiscal Year Activity from July 1, 20XX to June 30, 2020								Activity from July 1, 2019 to June 30, 2020			
Tax Year	Orig. Billed Amt (\$)	Abs. Adj (\$)	Bill Releases (\$)	Disc. Levy (\$)	Net Levy (\$)	Amt Collect. (\$)	Unpaid Balance (\$)	Amt Collect. (\$)	Abs. Adj (\$)	Bill Releases (\$)	Disc. Levy (\$)
		Assessor Refunds (\$)	Net Collections (\$)	Additional Levy (\$)	Collection Fee Amt (\$)	% Coll.	% Uncoll.			Assessor Refunds (\$)	Additional Levy (\$)
TAX DISTRICT: KERNERSVILLE LEVY TYPE: TAX											
2019	13,521,781.17	24,833.91	54,205.31	615.03	13,518,535.66	13,467,164.50	51,371.16	13,467,164.50	24,833.91	54,205.31	615.03
		0.00	13,467,164.50	75,178.68	0.00	99.62 %	0.38 %			0.00	75,178.68
Sub.	13,521,781.17	24,833.91	54,205.31	615.03	13,518,535.66	13,467,164.50	51,371.16	13,467,164.50	24,833.91	54,205.31	615.03
		0.00	13,467,164.50	75,178.68	0.00	99.62 %	0.38 %			0.00	75,178.68
TAX DISTRICT: KING LEVY TYPE: Interest											
2019	0.00	0.00	0.00	0.00	0.00	121.91	0.00	121.91	0.00	0.00	0.00
		0.00	121.91	0.00	0.00	NA	NA			0.00	0.00
Sub.	0.00	0.00	0.00	0.00	0.00	121.91	0.00	121.91	0.00	0.00	0.00
		0.00	121.91	0.00	0.00	NA	NA			0.00	0.00
TAX DISTRICT: KING LEVY TYPE: TAX											
2019	194,114.23	851.60	860.38	0.00	192,402.25	191,771.75	630.50	191,771.75	851.60	860.38	0.00
		0.00	191,771.75	0.00	0.00	99.67 %	0.33 %			0.00	0.00
Sub.	194,114.23	851.60	860.38	0.00	192,402.25	191,771.75	630.50	191,771.75	851.60	860.38	0.00
		0.00	191,771.75	0.00	0.00	99.67 %	0.33 %			0.00	0.00
TAX DISTRICT: KING FIRE DIST LEVY TYPE: Interest											
2019	0.00	0.00	0.00	0.00	0.00	147.22	0.00	147.22	0.00	0.00	0.00
		0.00	147.22	0.00	0.00	NA	NA			0.00	0.00
Sub.	0.00	0.00	0.00	0.00	0.00	147.22	0.00	147.22	0.00	0.00	0.00
		0.00	147.22	0.00	0.00	NA	NA			0.00	0.00
TAX DISTRICT: KING FIRE DIST LEVY TYPE: TAX											
2019	141,751.31	62.85	82.02	0.00	142,180.82	141,869.66	311.16	141,869.66	62.85	82.02	0.00

Fiscal Year Activity from July 1, 20XX to June 30, 2020								Activity from July 1, 2019 to June 30, 2020			
Tax Year	Orig. Billed Amt (\$)	Abs. Adj (\$)	Bill Releases (\$)	Disc. Levy (\$)	Net Levy (\$)	Amt Collect. (\$)	Unpaid Balance (\$)	Amt Collect. (\$)	Abs. Adj (\$)	Bill Releases (\$)	Disc. Levy (\$)
		Assessor Refunds (\$)	Net Collections (\$)	Additional Levy (\$)	Collection Fee Amt (\$)	% Coll.	% Uncoll.			Assessor Refunds (\$)	Additional Levy (\$)
		0.00	141,869.66	574.38	0.00	99.78 %	0.22 %			0.00	574.38
Sub.	141,751.31	62.85	82.02	0.00	142,180.82	141,869.66	311.16	141,869.66	62.85	82.02	0.00
		0.00	141,869.66	574.38	0.00	99.78 %	0.22 %			0.00	574.38
TAX DISTRICT: LEWISVILLE LEVY TYPE: Interest											
2019	0.00	0.00	0.00	0.00	0.00	2,278.58	0.00	2,252.17	0.00	0.00	0.00
		0.00	2,278.58	0.00	0.00	NA	NA			0.00	0.00
Sub.	0.00	0.00	0.00	0.00	0.00	2,278.58	0.00	2,252.17	0.00	0.00	0.00
		0.00	2,278.58	0.00	0.00	NA	NA			0.00	0.00
TAX DISTRICT: LEWISVILLE LEVY TYPE: TAX											
2019	2,146,195.34	1,822.88	5.35	92.00	2,146,054.46	2,138,739.18	7,315.28	2,138,117.73	1,822.88	5.35	92.00
		0.00	2,138,739.18	1,595.35	0.00	99.66 %	0.34 %			0.00	973.90
Sub.	2,146,195.34	1,822.88	5.35	92.00	2,146,054.46	2,138,739.18	7,315.28	2,138,117.73	1,822.88	5.35	92.00
		0.00	2,138,739.18	1,595.35	0.00	99.66 %	0.34 %			0.00	973.90
TAX DISTRICT: LEWISVILLE FIRE DIST LEVY TYPE: Interest											
2019	0.00	0.00	0.00	0.00	0.00	1,756.91	0.00	1,699.02	0.00	0.00	0.00
		0.00	1,756.91	0.00	0.00	NA	NA			0.00	0.00
Sub.	0.00	0.00	0.00	0.00	0.00	1,756.91	0.00	1,699.02	0.00	0.00	0.00
		0.00	1,756.91	0.00	0.00	NA	NA			0.00	0.00

Fiscal Year Activity from July 1, 20XX to June 30, 2020								Activity from July 1, 2019 to June 30, 2020			
Tax Year	Orig. Billed Amt (\$)	Abs. Adj (\$)	Bill Releases (\$)	Disc. Levy (\$)	Net Levy (\$)	Amt Collect. (\$)	Unpaid Balance (\$)	Amt Collect. (\$)	Abs. Adj (\$)	Bill Releases (\$)	Disc. Levy (\$)
		Assessor Refunds (\$)	Net Collections (\$)	Additional Levy (\$)	Collection Fee Amt (\$)	% Coll.	% Uncoll.			Assessor Refunds (\$)	Additional Levy (\$)
TAX DISTRICT: LEWISVILLE FIRE DIST LEVY TYPE: TAX											
2019	1,289,907.14	1,602.84	569.54	0.00	1,290,158.54	1,285,543.04	4,615.50	1,285,119.70	1,602.84	569.54	0.00
		0.00	1,285,543.04	2,423.78	0.00	99.64 %	0.36 %			0.00	2,000.44
Sub.	1,289,907.14	1,602.84	569.54	0.00	1,290,158.54	1,285,543.04	4,615.50	1,285,119.70	1,602.84	569.54	0.00
		0.00	1,285,543.04	2,423.78	0.00	99.64 %	0.36 %			0.00	2,000.44
TAX DISTRICT: MIN SPRING SERV DIST LEVY TYPE: Interest											
2019	0.00	0.00	0.00	0.00	0.00	20.17	0.00	20.17	0.00	0.00	0.00
		0.00	20.17	0.00	0.00	NA	NA			0.00	0.00
Sub.	0.00	0.00	0.00	0.00	0.00	20.17	0.00	20.17	0.00	0.00	0.00
		0.00	20.17	0.00	0.00	NA	NA			0.00	0.00
TAX DISTRICT: MIN SPRING SERV DIST LEVY TYPE: TAX											
2019	6,992.76	0.00	0.08	0.00	6,992.68	6,796.11	196.57	6,796.11	0.00	0.08	0.00
		0.00	6,796.11	0.00	0.00	97.19 %	2.81 %			0.00	0.00
Sub.	6,992.76	0.00	0.08	0.00	6,992.68	6,796.11	196.57	6,796.11	0.00	0.08	0.00
		0.00	6,796.11	0.00	0.00	97.19 %	2.81 %			0.00	0.00
TAX DISTRICT: MINERAL SPRINGS LEVY TYPE: Interest											
2019	0.00	0.00	0.00	0.00	0.00	613.96	0.00	571.66	0.00	0.00	0.00
		0.00	613.96	0.00	0.00	NA	NA			0.00	0.00
Sub.	0.00	0.00	0.00	0.00	0.00	613.96	0.00	571.66	0.00	0.00	0.00
		0.00	613.96	0.00	0.00	NA	NA			0.00	0.00
TAX DISTRICT: MINERAL SPRINGS LEVY TYPE: TAX											
2019	171,609.94	393.65	1,496.72	0.00	171,938.81	165,772.12	6,166.69	165,474.82	393.65	1,496.72	0.00

Fiscal Year Activity from July 1, 20XX to June 30, 2020								Activity from July 1, 2019 to June 30, 2020			
Tax Year	Orig. Billed Amt (\$)	Abs. Adj (\$)	Bill Releases (\$)	Disc. Levy (\$)	Net Levy (\$)	Amt Collect. (\$)	Unpaid Balance (\$)	Amt Collect. (\$)	Abs. Adj (\$)	Bill Releases (\$)	Disc. Levy (\$)
		Assessor Refunds (\$)	Net Collections (\$)	Additional Levy (\$)	Collection Fee Amt (\$)	% Coll.	% Uncoll.			Assessor Refunds (\$)	Additional Levy (\$)
		0.00	165,772.12	2,219.24	0.00	96.41 %	3.59 %			0.00	1,921.94
Sub.	171,609.94	393.65	1,496.72	0.00	171,938.81	165,772.12	6,166.69	165,474.82	393.65	1,496.72	0.00
		0.00	165,772.12	2,219.24	0.00	96.41 %	3.59 %			0.00	1,921.94
TAX DISTRICT: MOUNT TABOR LEVY TYPE: Interest											
2019	0.00	0.00	0.00	0.00	0.00	65.01	0.00	65.01	0.00	0.00	0.00
		0.00	65.01	0.00	0.00	NA	NA			0.00	0.00
Sub.	0.00	0.00	0.00	0.00	0.00	65.01	0.00	65.01	0.00	0.00	0.00
		0.00	65.01	0.00	0.00	NA	NA			0.00	0.00
TAX DISTRICT: MOUNT TABOR LEVY TYPE: TAX											
2019	77,147.74	105.48	185.21	0.00	77,200.39	76,533.80	666.59	76,533.80	105.48	185.21	0.00
		0.00	76,533.80	343.34	0.00	99.14 %	0.86 %			0.00	343.34
Sub.	77,147.74	105.48	185.21	0.00	77,200.39	76,533.80	666.59	76,533.80	105.48	185.21	0.00
		0.00	76,533.80	343.34	0.00	99.14 %	0.86 %			0.00	343.34
TAX DISTRICT: MUNICIPAL SERV DIST LEVY TYPE: Interest											
2019	0.00	0.00	0.00	0.00	0.00	24.75	0.00	24.75	0.00	0.00	0.00
		0.00	24.75	0.00	0.00	NA	NA			0.00	0.00
Sub.	0.00	0.00	0.00	0.00	0.00	24.75	0.00	24.75	0.00	0.00	0.00
		0.00	24.75	0.00	0.00	NA	NA			0.00	0.00

Fiscal Year Activity from July 1, 20XX to June 30, 2020								Activity from July 1, 2019 to June 30, 2020			
Tax Year	Orig. Billed Amt (\$)	Abs. Adj (\$)	Bill Releases (\$)	Disc. Levy (\$)	Net Levy (\$)	Amt Collect. (\$)	Unpaid Balance (\$)	Amt Collect. (\$)	Abs. Adj (\$)	Bill Releases (\$)	Disc. Levy (\$)
		Assessor Refunds (\$)	Net Collections (\$)	Additional Levy (\$)	Collection Fee Amt (\$)	% Coll.	% Uncoll.			Assessor Refunds (\$)	Additional Levy (\$)
TAX DISTRICT: MUNICIPAL SERV DIST LEVY TYPE: TAX											
2019	28,464.88	0.00	0.00	0.00	28,464.88	28,464.88	0.00	28,464.88	0.00	0.00	0.00
		0.00	28,464.88	0.00	0.00	100 %	0 %			0.00	0.00
Sub.	28,464.88	0.00	0.00	0.00	28,464.88	28,464.88	0.00	28,464.88	0.00	0.00	0.00
		0.00	28,464.88	0.00	0.00	100 %	0 %			0.00	0.00
TAX DISTRICT: OLD RICHMOND LEVY TYPE: Interest											
2019	0.00	0.00	0.00	0.00	0.00	1,088.39	0.00	1,088.39	0.00	0.00	0.00
		0.00	1,088.39	0.00	0.00	NA	NA			0.00	0.00
Sub.	0.00	0.00	0.00	0.00	0.00	1,088.39	0.00	1,088.39	0.00	0.00	0.00
		0.00	1,088.39	0.00	0.00	NA	NA			0.00	0.00
TAX DISTRICT: OLD RICHMOND LEVY TYPE: TAX											
2019	370,514.22	814.84	741.13	0.00	370,943.48	366,953.99	3,989.49	366,953.99	814.84	741.13	0.00
		0.00	366,953.99	1,985.23	0.00	98.92 %	1.08 %			0.00	1,985.23
Sub.	370,514.22	814.84	741.13	0.00	370,943.48	366,953.99	3,989.49	366,953.99	814.84	741.13	0.00
		0.00	366,953.99	1,985.23	0.00	98.92 %	1.08 %			0.00	1,985.23
TAX DISTRICT: PINEY GROVE LEVY TYPE: Interest											
2019	0.00	0.00	0.00	0.00	0.00	1,334.58	0.00	1,334.58	0.00	0.00	0.00
		0.00	1,334.58	0.00	0.00	NA	NA			0.00	0.00
Sub.	0.00	0.00	0.00	0.00	0.00	1,334.58	0.00	1,334.58	0.00	0.00	0.00
		0.00	1,334.58	0.00	0.00	NA	NA			0.00	0.00
TAX DISTRICT: PINEY GROVE LEVY TYPE: TAX											
2019	717,598.96	843.71	1,465.89	0.00	718,739.53	715,835.11	2,904.42	715,835.11	843.71	1,465.89	0.00

Fiscal Year Activity from July 1, 20XX to June 30, 2020								Activity from July 1, 2019 to June 30, 2020			
Tax Year	Orig. Billed Amt (\$)	Abs. Adj (\$)	Bill Releases (\$)	Disc. Levy (\$)	Net Levy (\$)	Amt Collect. (\$)	Unpaid Balance (\$)	Amt Collect. (\$)	Abs. Adj (\$)	Bill Releases (\$)	Disc. Levy (\$)
		Assessor Refunds (\$)	Net Collections (\$)	Additional Levy (\$)	Collection Fee Amt (\$)	% Coll.	% Uncoll.			Assessor Refunds (\$)	Additional Levy (\$)
		0.00	715,835.11	3,450.17	0.00	99.60 %	0.40 %			0.00	3,450.17
Sub.	717,598.96	843.71	1,465.89	0.00	718,739.53	715,835.11	2,904.42	715,835.11	843.71	1,465.89	0.00
		0.00	715,835.11	3,450.17	0.00	99.60 %	0.40 %			0.00	3,450.17
TAX DISTRICT: RURAL HALL LEVY TYPE: Interest											
2019	0.00	0.00	0.00	0.00	0.00	1,420.90	0.00	1,420.90	0.00	0.00	0.00
		0.00	1,420.90	0.00	0.00	NA	NA			0.00	0.00
Sub.	0.00	0.00	0.00	0.00	0.00	1,420.90	0.00	1,420.90	0.00	0.00	0.00
		0.00	1,420.90	0.00	0.00	NA	NA			0.00	0.00
TAX DISTRICT: RURAL HALL LEVY TYPE: TAX											
2019	1,016,297.42	1,103.91	3,986.72	0.00	1,015,673.20	1,010,497.00	5,176.20	1,010,497.00	1,103.91	3,986.72	0.00
		0.00	1,010,497.00	4,466.41	0.00	99.49 %	0.51 %			0.00	4,466.41
Sub.	1,016,297.42	1,103.91	3,986.72	0.00	1,015,673.20	1,010,497.00	5,176.20	1,010,497.00	1,103.91	3,986.72	0.00
		0.00	1,010,497.00	4,466.41	0.00	99.49 %	0.51 %			0.00	4,466.41
TAX DISTRICT: SALEM CHAPEL LEVY TYPE: Interest											
2019	0.00	0.00	0.00	0.00	0.00	301.71	0.00	301.71	0.00	0.00	0.00
		0.00	301.71	0.00	0.00	NA	NA			0.00	0.00
Sub.	0.00	0.00	0.00	0.00	0.00	301.71	0.00	301.71	0.00	0.00	0.00
		0.00	301.71	0.00	0.00	NA	NA			0.00	0.00

Fiscal Year Activity from July 1, 20XX to June 30, 2020								Activity from July 1, 2019 to June 30, 2020			
Tax Year	Orig. Billed Amt (\$)	Abs. Adj (\$)	Bill Releases (\$)	Disc. Levy (\$)	Net Levy (\$)	Amt Collect. (\$)	Unpaid Balance (\$)	Amt Collect. (\$)	Abs. Adj (\$)	Bill Releases (\$)	Disc. Levy (\$)
		Assessor Refunds (\$)	Net Collections (\$)	Additional Levy (\$)	Collection Fee Amt (\$)	% Coll.	% Uncoll.			Assessor Refunds (\$)	Additional Levy (\$)
TAX DISTRICT: SALEM CHAPEL LEVY TYPE: TAX											
2019	88,465.11	35.40	220.65	0.00	89,158.19	86,614.09	2,544.10	86,614.09	35.40	220.65	0.00
		0.00	86,614.09	949.13	0.00	97.15 %	2.85 %			0.00	949.13
Sub.	88,465.11	35.40	220.65	0.00	89,158.19	86,614.09	2,544.10	86,614.09	35.40	220.65	0.00
		0.00	86,614.09	949.13	0.00	97.15 %	2.85 %			0.00	949.13
TAX DISTRICT: SOUTH FORK LEVY TYPE: Interest											
2019	0.00	0.00	0.00	0.00	0.00	1.85	0.00	1.85	0.00	0.00	0.00
		0.00	1.85	0.00	0.00	NA	NA			0.00	0.00
Sub.	0.00	0.00	0.00	0.00	0.00	1.85	0.00	1.85	0.00	0.00	0.00
		0.00	1.85	0.00	0.00	NA	NA			0.00	0.00
TAX DISTRICT: SOUTH FORK LEVY TYPE: TAX											
2019	4,164.06	0.00	290.44	0.00	4,164.05	4,164.05	0.00	4,164.05	0.00	290.44	0.00
		0.00	4,164.05	290.43	0.00	100 %	0 %			0.00	290.43
Sub.	4,164.06	0.00	290.44	0.00	4,164.05	4,164.05	0.00	4,164.05	0.00	290.44	0.00
		0.00	4,164.05	290.43	0.00	100 %	0 %			0.00	290.43
TAX DISTRICT: SUBURBAN RURAL HALL LEVY TYPE: Interest											
2019	0.00	0.00	0.00	0.00	0.00	941.98	0.00	941.98	0.00	0.00	0.00
		0.00	941.98	0.00	0.00	NA	NA			0.00	0.00
Sub.	0.00	0.00	0.00	0.00	0.00	941.98	0.00	941.98	0.00	0.00	0.00
		0.00	941.98	0.00	0.00	NA	NA			0.00	0.00
TAX DISTRICT: SUBURBAN RURAL HALL LEVY TYPE: TAX											
2019	348,771.94	79.43	685.34	0.00	350,169.12	345,580.55	4,588.57	345,580.55	79.43	685.34	0.00

Fiscal Year Activity from July 1, 20XX to June 30, 2020								Activity from July 1, 2019 to June 30, 2020			
Tax Year	Orig. Billed Amt (\$)	Abs. Adj (\$)	Bill Releases (\$)	Disc. Levy (\$)	Net Levy (\$)	Amt Collect. (\$)	Unpaid Balance (\$)	Amt Collect. (\$)	Abs. Adj (\$)	Bill Releases (\$)	Disc. Levy (\$)
		Assessor Refunds (\$)	Net Collections (\$)	Additional Levy (\$)	Collection Fee Amt (\$)	% Coll.	% Uncoll.			Assessor Refunds (\$)	Additional Levy (\$)
		0.00	345,580.55	2,161.95	0.00	98.69 %	1.31 %			0.00	2,161.95
Sub.	348,771.94	79.43	685.34	0.00	350,169.12	345,580.55	4,588.57	345,580.55	79.43	685.34	0.00
		0.00	345,580.55	2,161.95	0.00	98.69 %	1.31 %			0.00	2,161.95
TAX DISTRICT: TALLEYS CROSSING LEVY TYPE: Interest											
2019	0.00	0.00	0.00	0.00	0.00	442.76	0.00	442.76	0.00	0.00	0.00
		0.00	442.76	0.00	0.00	NA	NA			0.00	0.00
Sub.	0.00	0.00	0.00	0.00	0.00	442.76	0.00	442.76	0.00	0.00	0.00
		0.00	442.76	0.00	0.00	NA	NA			0.00	0.00
TAX DISTRICT: TALLEYS CROSSING LEVY TYPE: TAX											
2019	162,356.07	453.23	985.92	0.00	161,901.13	159,771.87	2,129.26	159,771.87	453.23	985.92	0.00
		0.00	159,771.87	984.21	0.00	98.68 %	1.32 %			0.00	984.21
Sub.	162,356.07	453.23	985.92	0.00	161,901.13	159,771.87	2,129.26	159,771.87	453.23	985.92	0.00
		0.00	159,771.87	984.21	0.00	98.68 %	1.32 %			0.00	984.21
TAX DISTRICT: TOBACCOVILLE LEVY TYPE: Interest											
2019	0.00	0.00	0.00	0.00	0.00	301.48	0.00	301.48	0.00	0.00	0.00
		0.00	301.48	0.00	0.00	NA	NA			0.00	0.00
Sub.	0.00	0.00	0.00	0.00	0.00	301.48	0.00	301.48	0.00	0.00	0.00
		0.00	301.48	0.00	0.00	NA	NA			0.00	0.00

Fiscal Year Activity from July 1, 20XX to June 30, 2020								Activity from July 1, 2019 to June 30, 2020			
Tax Year	Orig. Billed Amt (\$)	Abs. Adj (\$)	Bill Releases (\$)	Disc. Levy (\$)	Net Levy (\$)	Amt Collect. (\$)	Unpaid Balance (\$)	Amt Collect. (\$)	Abs. Adj (\$)	Bill Releases (\$)	Disc. Levy (\$)
		Assessor Refunds (\$)	Net Collections (\$)	Additional Levy (\$)	Collection Fee Amt (\$)	% Coll.	% Uncoll.			Assessor Refunds (\$)	Additional Levy (\$)
TAX DISTRICT: TOBACCOVILLE LEVY TYPE: TAX											
2019	83,431.17	83.26	1.43	0.00	83,768.44	83,044.09	724.35	83,044.09	83.26	1.43	0.00
		0.00	83,044.09	421.96	0.00	99.14 %	0.86 %			0.00	421.96
Sub.	83,431.17	83.26	1.43	0.00	83,768.44	83,044.09	724.35	83,044.09	83.26	1.43	0.00
		0.00	83,044.09	421.96	0.00	99.14 %	0.86 %			0.00	421.96
TAX DISTRICT: TRIANGLE LEVY TYPE: Interest											
2019	0.00	0.00	0.00	0.00	0.00	391.06	0.00	379.87	0.00	0.00	0.00
		0.00	391.06	0.00	0.00	NA	NA			0.00	0.00
Sub.	0.00	0.00	0.00	0.00	0.00	391.06	0.00	379.87	0.00	0.00	0.00
		0.00	391.06	0.00	0.00	NA	NA			0.00	0.00
TAX DISTRICT: TRIANGLE LEVY TYPE: TAX											
2019	83,558.80	343.16	911.98	0.00	85,934.52	85,591.88	342.64	85,487.46	343.16	911.98	0.00
		0.00	85,591.88	3,630.86	0.00	99.60 %	0.40 %			0.00	3,526.44
Sub.	83,558.80	343.16	911.98	0.00	85,934.52	85,591.88	342.64	85,487.46	343.16	911.98	0.00
		0.00	85,591.88	3,630.86	0.00	99.60 %	0.40 %			0.00	3,526.44
TAX DISTRICT: UNION CROSS LEVY TYPE: Interest											
2019	0.00	0.00	0.00	0.00	0.00	1,092.34	0.00	1,072.14	0.00	0.00	0.00
		0.00	1,092.34	0.00	0.00	NA	NA			0.00	0.00
Sub.	0.00	0.00	0.00	0.00	0.00	1,092.34	0.00	1,072.14	0.00	0.00	0.00
		0.00	1,092.34	0.00	0.00	NA	NA			0.00	0.00
TAX DISTRICT: UNION CROSS LEVY TYPE: TAX											
2019	283,770.67	7,616.52	1,182.03	0.00	280,712.08	278,473.15	2,238.93	278,317.88	7,616.52	1,182.03	0.00

Fiscal Year Activity from July 1, 20XX to June 30, 2020								Activity from July 1, 2019 to June 30, 2020			
Tax Year	Orig. Billed Amt (\$)	Abs. Adj (\$)	Bill Releases (\$)	Disc. Levy (\$)	Net Levy (\$)	Amt Collect. (\$)	Unpaid Balance (\$)	Amt Collect. (\$)	Abs. Adj (\$)	Bill Releases (\$)	Disc. Levy (\$)
		Assessor Refunds (\$)	Net Collections (\$)	Additional Levy (\$)	Collection Fee Amt (\$)	% Coll.	% Uncoll.			Assessor Refunds (\$)	Additional Levy (\$)
		0.00	278,473.15	5,739.96	0.00	99.20 %	0.80 %			0.00	5,584.69
Sub.	283,770.67	7,616.52	1,182.03	0.00	280,712.08	278,473.15	2,238.93	278,317.88	7,616.52	1,182.03	0.00
		0.00	278,473.15	5,739.96	0.00	99.20 %	0.80 %			0.00	5,584.69
TAX DISTRICT: VIENNA LEVY TYPE: Interest											
2019	0.00	0.00	0.00	0.00	0.00	965.40	0.00	820.57	0.00	0.00	0.00
		0.00	965.40	0.00	0.00	NA	NA			0.00	0.00
Sub.	0.00	0.00	0.00	0.00	0.00	965.40	0.00	820.57	0.00	0.00	0.00
		0.00	965.40	0.00	0.00	NA	NA			0.00	0.00
TAX DISTRICT: VIENNA LEVY TYPE: TAX											
2019	563,191.53	1,339.34	93.55	0.00	563,567.66	560,885.44	2,682.22	559,775.77	1,339.34	93.55	0.00
		0.00	560,885.44	1,809.02	0.00	99.52 %	0.48 %			0.00	699.35
Sub.	563,191.53	1,339.34	93.55	0.00	563,567.66	560,885.44	2,682.22	559,775.77	1,339.34	93.55	0.00
		0.00	560,885.44	1,809.02	0.00	99.52 %	0.48 %			0.00	699.35
TAX DISTRICT: WALKERTOWN LEVY TYPE: Interest											
2019	0.00	0.00	0.00	0.00	0.00	1,290.10	0.00	1,290.10	0.00	0.00	0.00
		0.00	1,290.10	0.00	0.00	NA	NA			0.00	0.00
Sub.	0.00	0.00	0.00	0.00	0.00	1,290.10	0.00	1,290.10	0.00	0.00	0.00
		0.00	1,290.10	0.00	0.00	NA	NA			0.00	0.00

Fiscal Year Activity from July 1, 20XX to June 30, 2020								Activity from July 1, 2019 to June 30, 2020			
Tax Year	Orig. Billed Amt (\$)	Abs. Adj (\$)	Bill Releases (\$)	Disc. Levy (\$)	Net Levy (\$)	Amt Collect. (\$)	Unpaid Balance (\$)	Amt Collect. (\$)	Abs. Adj (\$)	Bill Releases (\$)	Disc. Levy (\$)
		Assessor Refunds (\$)	Net Collections (\$)	Additional Levy (\$)	Collection Fee Amt (\$)	% Coll.	% Uncoll.			Assessor Refunds (\$)	Additional Levy (\$)
TAX DISTRICT: WALKERTOWN LEVY TYPE: TAX											
2019	769,504.39	772.60	11,537.75	837.81	769,704.18	760,852.54	8,851.64	760,852.54	772.60	11,537.75	837.81
		0.00	760,852.54	11,672.33	0.00	98.85 %	1.15 %			0.00	11,672.33
Sub.	769,504.39	772.60	11,537.75	837.81	769,704.18	760,852.54	8,851.64	760,852.54	772.60	11,537.75	837.81
		0.00	760,852.54	11,672.33	0.00	98.85 %	1.15 %			0.00	11,672.33
TAX DISTRICT: WALKERTOWN (NE) FIRE LEVY TYPE: Interest											
2019	0.00	0.00	0.00	0.00	0.00	741.49	0.00	740.36	0.00	0.00	0.00
		0.00	741.49	0.00	0.00	NA	NA			0.00	0.00
Sub.	0.00	0.00	0.00	0.00	0.00	741.49	0.00	740.36	0.00	0.00	0.00
		0.00	741.49	0.00	0.00	NA	NA			0.00	0.00
TAX DISTRICT: WALKERTOWN (NE) FIRE LEVY TYPE: TAX											
2019	311,239.35	501.66	1,079.87	0.00	311,072.26	305,500.62	5,571.64	305,492.02	501.66	1,079.87	0.00
		0.00	305,500.62	1,414.44	0.00	98.21 %	1.79 %			0.00	1,405.84
Sub.	311,239.35	501.66	1,079.87	0.00	311,072.26	305,500.62	5,571.64	305,492.02	501.66	1,079.87	0.00
		0.00	305,500.62	1,414.44	0.00	98.21 %	1.79 %			0.00	1,405.84
TAX DISTRICT: WEST BEND LEVY TYPE: Interest											
2019	0.00	0.00	0.00	0.00	0.00	117.34	0.00	117.34	0.00	0.00	0.00
		0.00	117.34	0.00	0.00	NA	NA			0.00	0.00
Sub.	0.00	0.00	0.00	0.00	0.00	117.34	0.00	117.34	0.00	0.00	0.00
		0.00	117.34	0.00	0.00	NA	NA			0.00	0.00
TAX DISTRICT: WEST BEND LEVY TYPE: TAX											
2019	46,363.29	0.00	351.16	0.00	46,362.97	46,362.97	0.00	46,362.97	0.00	351.16	0.00

Fiscal Year Activity from July 1, 20XX to June 30, 2020								Activity from July 1, 2019 to June 30, 2020			
Tax Year	Orig. Billed Amt (\$)	Abs. Adj (\$)	Bill Releases (\$)	Disc. Levy (\$)	Net Levy (\$)	Amt Collect. (\$)	Unpaid Balance (\$)	Amt Collect. (\$)	Abs. Adj (\$)	Bill Releases (\$)	Disc. Levy (\$)
		Assessor Refunds (\$)	Net Collections (\$)	Additional Levy (\$)	Collection Fee Amt (\$)	% Coll.	% Uncoll.			Assessor Refunds (\$)	Additional Levy (\$)
		0.00	46,362.97	350.84	0.00	100 %	0 %			0.00	350.84
Sub.	46,363.29	0.00	351.16	0.00	46,362.97	46,362.97	0.00	46,362.97	0.00	351.16	0.00
		0.00	46,362.97	350.84	0.00	100 %	0 %			0.00	350.84
TAX DISTRICT: WINSTON-SALEM LEVY TYPE: Interest											
2019	0.00	0.00	0.00	0.00	0.00	215,296.67	0.00	214,756.13	0.00	0.00	0.00
		0.00	215,296.67	0.00	0.00	NA	NA			0.00	0.00
Sub.	0.00	0.00	0.00	0.00	0.00	215,296.67	0.00	214,756.13	0.00	0.00	0.00
		0.00	215,296.67	0.00	0.00	NA	NA			0.00	0.00
TAX DISTRICT: WINSTON-SALEM LEVY TYPE: LATE LIST PENALTY											
2019	3.06	2,339.74	0.00	3,412.47	1,075.79	1,075.79	0.00	1,075.79	2,238.03	0.00	2,341.90
		0.00	1,075.79	0.00	0.00	100 %	0 %			0.00	0.00
Sub.	3.06	2,339.74	0.00	3,412.47	1,075.79	1,075.79	0.00	1,075.79	2,238.03	0.00	2,341.90
		0.00	1,075.79	0.00	0.00	100 %	0 %			0.00	0.00
TAX DISTRICT: WINSTON-SALEM LEVY TYPE: TAX											
2019	115,351,541.41	473,863.06	370,492.94	16,805.12	115,083,376.37	114,139,177.10	944,199.27	114,134,976.70	473,863.06	369,858.96	10,818.25
		62,089.70	114,201,266.80	559,385.84	0.00	99.18 %	0.82 %			62,089.70	555,185.44
Sub.	115,351,541.41	473,863.06	370,492.94	16,805.12	115,083,376.37	114,139,177.10	944,199.27	114,134,976.70	473,863.06	369,858.96	10,818.25
		62,089.70	114,201,266.80	559,385.84	0.00	99.18 %	0.82 %			62,089.70	555,185.44
Total	146,135,792.60	555,676.87	503,576.89	23,379.55	145,857,428.25	145,029,872.03	1,098,493.23	145,021,150.37	555,575.16	502,942.91	16,322.11
		70,420.00	145,100,292.03	757,509.86	0.00	99.25 %	0.75 %			70,420.00	749,749.30

Signature (Tax Collector) _____

Report Parameters:

Date Sent to Finance Start: **Min - July 1, 2019**

Date Sent to Finance End: **Max - June 30, 2020**

Abstract Type: **BUS,IND,PUB**

Tax District: **FORSYTH**

Levy Type: **Interest, LATE LIST PENALTY, TAX**

Tax Year: **2019**

Year For: **2019, 2018, 2017, 2016, 2015, 2014, 2013, 2012, 2011, 2010, 2009, 2008, 2007, 2006, 2005, 2004, 2003, 2002, 2001, 1999**

Collapse Districts: **N**

Default Sort-By: **Tax Year**

Grouping: **Tax District,Levy Type**

Fiscal Year Activity from July 1, 20XX to June 30, 2020								Activity from July 1, 2019 to June 30, 2020			
Tax Year	Orig. Billed Amt (\$)	Abs. Adj (\$)	Bill Releases (\$)	Disc. Levy (\$)	Net Levy (\$)	Amt Collect. (\$)	Unpaid Balance (\$)	Amt Collect. (\$)	Abs. Adj (\$)	Bill Releases (\$)	Disc. Levy (\$)
		Assessor Refunds (\$)	Net Collections (\$)	Additional Levy (\$)	Collection Fee Amt (\$)	% Coll.	% Uncoll.			Assessor Refunds (\$)	Additional Levy (\$)
TAX DISTRICT: FORSYTH LEVY TYPE: Interest											
2019	0.00	0.00	0.00	0.00	0.00	59,999.13	0.00	59,999.13	0.00	0.00	0.00
		0.00	59,999.13	0.00	0.00	NA	NA			0.00	0.00
Sub.	0.00	0.00	0.00	0.00	0.00	59,999.13	0.00	59,999.13	0.00	0.00	0.00
		0.00	59,999.13	0.00	0.00	NA	NA			0.00	0.00
TAX DISTRICT: FORSYTH LEVY TYPE: LATE LIST PENALTY											
2019	205,147.16	37,951.44	34,252.47	32,002.73	200,513.13	185,234.88	15,278.25	182,424.93	37,706.43	34,251.09	27,942.93
		195.76	185,430.64	35,567.15	0.00	92.38 %	7.62 %			195.76	35,559.32
Sub.	205,147.16	37,951.44	34,252.47	32,002.73	200,513.13	185,234.88	15,278.25	182,424.93	37,706.43	34,251.09	27,942.93
		195.76	185,430.64	35,567.15	0.00	92.38 %	7.62 %			195.76	35,559.32

Fiscal Year Activity from July 1, 20XX to June 30, 2020								Activity from July 1, 2019 to June 30, 2020			
Tax Year	Orig. Billed Amt (\$)	Abs. Adj (\$)	Bill Releases (\$)	Disc. Levy (\$)	Net Levy (\$)	Amt Collect. (\$)	Unpaid Balance (\$)	Amt Collect. (\$)	Abs. Adj (\$)	Bill Releases (\$)	Disc. Levy (\$)
		Assessor Refunds (\$)	Net Collections (\$)	Additional Levy (\$)	Collection Fee Amt (\$)	% Coll.	% Uncoll.			Assessor Refunds (\$)	Additional Levy (\$)
TAX DISTRICT: FORSYTH								LEVY TYPE: TAX			
2019	34,235,870.68	656,754.53	716,560.06	127,378.71	34,109,855.75	33,219,776.81	890,078.94	33,201,260.32	656,177.36	716,552.72	104,346.41
		2,808.38	33,222,585.19	1,119,920.95	0.00	97.39 %	2.61 %			2,808.38	1,119,894.85
Sub.	34,235,870.68	656,754.53	716,560.06	127,378.71	34,109,855.75	33,219,776.81	890,078.94	33,201,260.32	656,177.36	716,552.72	104,346.41
		2,808.38	33,222,585.19	1,119,920.95	0.00	97.39 %	2.61 %			2,808.38	1,119,894.85
Total	34,441,017.84	694,705.97	750,812.53	159,381.44	34,310,368.88	33,465,010.82	905,357.19	33,443,684.38	693,883.79	750,803.81	132,289.34
		3,004.14	33,468,014.96	1,155,488.10	0.00	97.36 %	2.64 %			3,004.14	1,155,454.17

Signature (Tax Collector) _____

Report Parameters:

Date Sent to Finance Start: **Min - July 1, 2019**

Date Sent to Finance End: **Max - June 30, 2020**

Abstract Type: **BUS,IND,PUB**

Tax District: **BEESONS CROSS ROADS, BEESONS SERV DIST, BELEWS CREEK, BETHANIA, CITY VIEW, CLEMMONS, CLEMMONS FIRE DIST, COUNTYWIDE FIRE, DOWNTOWN WS BUS DIST, FOREST HILL, GRIFFITH, GUMTREE, HIGH POINT, HORNEYTOWN, KERNERSVILLE, KING, KING FIRE DIST, LEWISVILLE, LEWISVILLE FIRE DIST, MIN SPRING SERV DIST, MINERAL SPRINGS, MOUNT TABOR, MUNICIPAL SERV DIST, OLD RICHMOND, PINEY GROVE, RURAL HALL, SALEM CHAPEL, SOUTH FORK, SUBURBAN RURAL HALL, TALLEYS CROSSING, TOBACCOVILLE, TRIANGLE, UNION CROSS, VIENNA, WALKERTOWN, WALKERTOWN (NE) FIRE, WEST BEND, WINSTON-SALEM**

Levy Type: **CL STORM WATER, Interest, KE RECYCLE FEE, KE STORM WATER, KE STRMWTR2, LATE LIST PENALTY, TAX, VEHICLE FEE**

Tax Year: **2019**

Year For: **2019, 2018, 2017, 2016, 2015, 2014, 2013, 2012, 2011, 2010, 2009, 2008, 2007, 2006, 2005, 2004, 2003, 2002, 2001, 1999**

Collapse Districts: **N**

Default Sort-By: **Tax Year**

Grouping: **Tax District,Levy Type**

Fiscal Year Activity from July 1, 20XX to June 30, 2020								Activity from July 1, 2019 to June 30, 2020			
Tax Year	Orig. Billed Amt (\$)	Abs. Adj (\$)	Bill Releases (\$)	Disc. Levy (\$)	Net Levy (\$)	Amt Collect. (\$)	Unpaid Balance (\$)	Amt Collect. (\$)	Abs. Adj (\$)	Bill Releases (\$)	Disc. Levy (\$)
		Assessor Refunds (\$)	Net Collections (\$)	Additional Levy (\$)	Collection Fee Amt (\$)	% Coll.	% Uncoll.			Assessor Refunds (\$)	Additional Levy (\$)
TAX DISTRICT: BEESONS CROSS ROADS LEVY TYPE: Interest											
2019	0.00	0.00	0.00	0.00	0.00	8.51	0.00	8.51	0.00	0.00	0.00
		0.00	8.51	0.00	0.00	NA	NA			0.00	0.00
Sub.	0.00	0.00	0.00	0.00	0.00	8.51	0.00	8.51	0.00	0.00	0.00
		0.00	8.51	0.00	0.00	NA	NA			0.00	0.00
TAX DISTRICT: BEESONS CROSS ROADS LEVY TYPE: LATE LIST PENALTY											
2019	113.46	0.76	56.00	1.11	114.05	108.19	5.86	108.19	0.76	56.00	1.11
		0.00	108.19	56.24	0.00	94.86 %	5.14 %			0.00	56.24
Sub.	113.46	0.76	56.00	1.11	114.05	108.19	5.86	108.19	0.76	56.00	1.11
		0.00	108.19	56.24	0.00	94.86 %	5.14 %			0.00	56.24

Fiscal Year Activity from July 1, 20XX to June 30, 2020								Activity from July 1, 2019 to June 30, 2020			
Tax Year	Orig. Billed Amt (\$)	Abs. Adj (\$)	Bill Releases (\$)	Disc. Levy (\$)	Net Levy (\$)	Amt Collect. (\$)	Unpaid Balance (\$)	Amt Collect. (\$)	Abs. Adj (\$)	Bill Releases (\$)	Disc. Levy (\$)
		Assessor Refunds (\$)	Net Collections (\$)	Additional Levy (\$)	Collection Fee Amt (\$)	% Coll.	% Uncoll.			Assessor Refunds (\$)	Additional Levy (\$)
TAX DISTRICT: BEESONS CROSS ROADS LEVY TYPE: TAX											
2019	15,917.10	147.36	800.34	4.72	15,835.85	15,370.29	465.56	15,370.29	147.36	800.34	4.72
		0.00	15,370.29	861.73	0.00	97.06 %	2.94 %			0.00	861.73
Sub.	15,917.10	147.36	800.34	4.72	15,835.85	15,370.29	465.56	15,370.29	147.36	800.34	4.72
		0.00	15,370.29	861.73	0.00	97.06 %	2.94 %			0.00	861.73
TAX DISTRICT: BEESONS SERV DIST LEVY TYPE: Interest											
2019	0.00	0.00	0.00	0.00	0.00	9.66	0.00	9.66	0.00	0.00	0.00
		0.00	9.66	0.00	0.00	NA	NA			0.00	0.00
Sub.	0.00	0.00	0.00	0.00	0.00	9.66	0.00	9.66	0.00	0.00	0.00
		0.00	9.66	0.00	0.00	NA	NA			0.00	0.00
TAX DISTRICT: BEESONS SERV DIST LEVY TYPE: LATE LIST PENALTY											
2019	10.97	0.00	10.28	0.00	11.01	10.84	0.17	10.84	0.00	10.28	0.00
		0.00	10.84	10.32	0.00	98.46 %	1.54 %			0.00	10.32
Sub.	10.97	0.00	10.28	0.00	11.01	10.84	0.17	10.84	0.00	10.28	0.00
		0.00	10.84	10.32	0.00	98.46 %	1.54 %			0.00	10.32
TAX DISTRICT: BEESONS SERV DIST LEVY TYPE: TAX											
2019	3,751.51	0.00	153.95	0.00	3,751.16	3,746.35	4.81	3,746.35	0.00	153.95	0.00
		0.00	3,746.35	153.60	0.00	99.87 %	0.13 %			0.00	153.60
Sub.	3,751.51	0.00	153.95	0.00	3,751.16	3,746.35	4.81	3,746.35	0.00	153.95	0.00
		0.00	3,746.35	153.60	0.00	99.87 %	0.13 %			0.00	153.60
TAX DISTRICT: BELEWS CREEK LEVY TYPE: Interest											
2019	0.00	0.00	0.00	0.00	0.00	33.54	0.00	33.54	0.00	0.00	0.00

Fiscal Year Activity from July 1, 20XX to June 30, 2020								Activity from July 1, 2019 to June 30, 2020			
Tax Year	Orig. Billed Amt (\$)	Abs. Adj (\$)	Bill Releases (\$)	Disc. Levy (\$)	Net Levy (\$)	Amt Collect. (\$)	Unpaid Balance (\$)	Amt Collect. (\$)	Abs. Adj (\$)	Bill Releases (\$)	Disc. Levy (\$)
		Assessor Refunds (\$)	Net Collections (\$)	Additional Levy (\$)	Collection Fee Amt (\$)	% Coll.	% Uncoll.			Assessor Refunds (\$)	Additional Levy (\$)
		0.00	33.54	0.00	0.00	NA	NA			0.00	0.00
Sub.	0.00	0.00	0.00	0.00	0.00	33.54	0.00	33.54	0.00	0.00	0.00
		0.00	33.54	0.00	0.00	NA	NA			0.00	0.00
TAX DISTRICT: BELEWS CREEK LEVY TYPE: LATE LIST PENALTY											
2019	127.45	5.94	119.63	47.45	168.53	141.32	27.21	139.70	5.94	119.63	45.69
		0.00	141.32	119.20	0.00	83.85 %	16.15 %			0.00	119.20
Sub.	127.45	5.94	119.63	47.45	168.53	141.32	27.21	139.70	5.94	119.63	45.69
		0.00	141.32	119.20	0.00	83.85 %	16.15 %			0.00	119.20
TAX DISTRICT: BELEWS CREEK LEVY TYPE: TAX											
2019	29,922.72	91.90	6,446.17	152.77	29,977.70	29,480.04	497.66	29,474.08	91.90	6,446.17	145.43
		-8.68	29,471.36	6,440.28	0.00	98.34 %	1.66 %			-8.68	6,440.28
Sub.	29,922.72	91.90	6,446.17	152.77	29,977.70	29,480.04	497.66	29,474.08	91.90	6,446.17	145.43
		-8.68	29,471.36	6,440.28	0.00	98.34 %	1.66 %			-8.68	6,440.28
TAX DISTRICT: BETHANIA LEVY TYPE: Interest											
2019	0.00	0.00	0.00	0.00	0.00	4.14	0.00	4.14	0.00	0.00	0.00
		0.00	4.14	0.00	0.00	NA	NA			0.00	0.00
Sub.	0.00	0.00	0.00	0.00	0.00	4.14	0.00	4.14	0.00	0.00	0.00
		0.00	4.14	0.00	0.00	NA	NA			0.00	0.00

Fiscal Year Activity from July 1, 20XX to June 30, 2020								Activity from July 1, 2019 to June 30, 2020			
Tax Year	Orig. Billed Amt (\$)	Abs. Adj (\$)	Bill Releases (\$)	Disc. Levy (\$)	Net Levy (\$)	Amt Collect. (\$)	Unpaid Balance (\$)	Amt Collect. (\$)	Abs. Adj (\$)	Bill Releases (\$)	Disc. Levy (\$)
		Assessor Refunds (\$)	Net Collections (\$)	Additional Levy (\$)	Collection Fee Amt (\$)	% Coll.	% Uncoll.			Assessor Refunds (\$)	Additional Levy (\$)
TAX DISTRICT: BETHANIA LEVY TYPE: LATE LIST PENALTY											
2019	10.67	0.00	5.64	0.00	10.61	10.61	0.00	10.61	0.00	5.64	0.00
		0.00	10.61	5.58	0.00	100 %	0 %			0.00	5.58
Sub.	10.67	0.00	5.64	0.00	10.61	10.61	0.00	10.61	0.00	5.64	0.00
		0.00	10.61	5.58	0.00	100 %	0 %			0.00	5.58
TAX DISTRICT: BETHANIA LEVY TYPE: TAX											
2019	7,504.12	0.00	190.14	0.00	7,494.85	7,467.90	26.95	7,467.90	0.00	190.14	0.00
		0.00	7,467.90	180.87	0.00	99.64 %	0.36 %			0.00	180.87
Sub.	7,504.12	0.00	190.14	0.00	7,494.85	7,467.90	26.95	7,467.90	0.00	190.14	0.00
		0.00	7,467.90	180.87	0.00	99.64 %	0.36 %			0.00	180.87
TAX DISTRICT: CITY VIEW LEVY TYPE: Interest											
2019	0.00	0.00	0.00	0.00	0.00	0.55	0.00	0.55	0.00	0.00	0.00
		0.00	0.55	0.00	0.00	NA	NA			0.00	0.00
Sub.	0.00	0.00	0.00	0.00	0.00	0.55	0.00	0.55	0.00	0.00	0.00
		0.00	0.55	0.00	0.00	NA	NA			0.00	0.00
TAX DISTRICT: CITY VIEW LEVY TYPE: LATE LIST PENALTY											
2019	9.77	0.25	9.82	0.11	8.11	4.30	3.81	4.19	0.25	9.82	0.00
		0.00	4.30	8.30	0.00	53.02 %	46.98 %			0.00	8.30
Sub.	9.77	0.25	9.82	0.11	8.11	4.30	3.81	4.19	0.25	9.82	0.00
		0.00	4.30	8.30	0.00	53.02 %	46.98 %			0.00	8.30
TAX DISTRICT: CITY VIEW LEVY TYPE: TAX											
2019	5,507.85	14.87	100.97	0.54	5,476.88	5,402.43	74.45	5,401.89	14.87	100.97	0.00

Fiscal Year Activity from July 1, 20XX to June 30, 2020								Activity from July 1, 2019 to June 30, 2020			
Tax Year	Orig. Billed Amt (\$)	Abs. Adj (\$)	Bill Releases (\$)	Disc. Levy (\$)	Net Levy (\$)	Amt Collect. (\$)	Unpaid Balance (\$)	Amt Collect. (\$)	Abs. Adj (\$)	Bill Releases (\$)	Disc. Levy (\$)
		Assessor Refunds (\$)	Net Collections (\$)	Additional Levy (\$)	Collection Fee Amt (\$)	% Coll.	% Uncoll.			Assessor Refunds (\$)	Additional Levy (\$)
		11.75	5,414.18	84.33	0.00	98.64 %	1.36 %			11.75	84.33
Sub.	5,507.85	14.87	100.97	0.54	5,476.88	5,402.43	74.45	5,401.89	14.87	100.97	0.00
		11.75	5,414.18	84.33	0.00	98.64 %	1.36 %			11.75	84.33
TAX DISTRICT: CLEMMONS LEVY TYPE: Interest											
2019	0.00	0.00	0.00	0.00	0.00	1,527.18	0.00	1,527.18	0.00	0.00	0.00
		0.00	1,527.18	0.00	0.00	NA	NA			0.00	0.00
Sub.	0.00	0.00	0.00	0.00	0.00	1,527.18	0.00	1,527.18	0.00	0.00	0.00
		0.00	1,527.18	0.00	0.00	NA	NA			0.00	0.00
TAX DISTRICT: CLEMMONS LEVY TYPE: LATE LIST PENALTY											
2019	1,664.23	785.58	1,417.08	63.74	937.89	822.38	115.51	797.37	785.58	1,417.08	31.12
		0.00	822.38	1,412.58	0.00	87.68 %	12.32 %			0.00	1,412.58
Sub.	1,664.23	785.58	1,417.08	63.74	937.89	822.38	115.51	797.37	785.58	1,417.08	31.12
		0.00	822.38	1,412.58	0.00	87.68 %	12.32 %			0.00	1,412.58
TAX DISTRICT: CLEMMONS LEVY TYPE: TAX											
2019	179,805.04	901.95	18,548.64	187.58	179,028.06	176,010.06	3,018.00	175,963.56	901.95	18,548.64	76.99
		0.00	176,010.06	18,486.03	0.00	98.31 %	1.69 %			0.00	18,486.03
Sub.	179,805.04	901.95	18,548.64	187.58	179,028.06	176,010.06	3,018.00	175,963.56	901.95	18,548.64	76.99
		0.00	176,010.06	18,486.03	0.00	98.31 %	1.69 %			0.00	18,486.03

Fiscal Year Activity from July 1, 20XX to June 30, 2020								Activity from July 1, 2019 to June 30, 2020			
Tax Year	Orig. Billed Amt (\$)	Abs. Adj (\$)	Bill Releases (\$)	Disc. Levy (\$)	Net Levy (\$)	Amt Collect. (\$)	Unpaid Balance (\$)	Amt Collect. (\$)	Abs. Adj (\$)	Bill Releases (\$)	Disc. Levy (\$)
		Assessor Refunds (\$)	Net Collections (\$)	Additional Levy (\$)	Collection Fee Amt (\$)	% Coll.	% Uncoll.			Assessor Refunds (\$)	Additional Levy (\$)
TAX DISTRICT: CLEMMONS FIRE DIST LEVY TYPE: Interest											
2019	0.00	0.00	0.00	0.00	0.00	791.43	0.00	791.43	0.00	0.00	0.00
		0.00	791.43	0.00	0.00	NA	NA			0.00	0.00
Sub.	0.00	0.00	0.00	0.00	0.00	791.43	0.00	791.43	0.00	0.00	0.00
		0.00	791.43	0.00	0.00	NA	NA			0.00	0.00
TAX DISTRICT: CLEMMONS FIRE DIST LEVY TYPE: LATE LIST PENALTY											
2019	930.80	412.60	824.78	34.48	552.35	485.59	66.76	471.50	412.60	824.78	15.49
		0.00	485.59	824.45	0.00	87.91 %	12.09 %			0.00	824.45
Sub.	930.80	412.60	824.78	34.48	552.35	485.59	66.76	471.50	412.60	824.78	15.49
		0.00	485.59	824.45	0.00	87.91 %	12.09 %			0.00	824.45
TAX DISTRICT: CLEMMONS FIRE DIST LEVY TYPE: TAX											
2019	102,894.23	507.46	11,015.91	106.79	102,477.56	100,816.68	1,660.88	100,787.23	507.46	11,015.91	39.24
		0.00	100,816.68	10,999.91	0.00	98.38 %	1.62 %			0.00	10,999.91
Sub.	102,894.23	507.46	11,015.91	106.79	102,477.56	100,816.68	1,660.88	100,787.23	507.46	11,015.91	39.24
		0.00	100,816.68	10,999.91	0.00	98.38 %	1.62 %			0.00	10,999.91
TAX DISTRICT: COUNTYWIDE FIRE LEVY TYPE: Interest											
2019	0.00	0.00	0.00	0.00	0.00	142.29	0.00	142.29	0.00	0.00	0.00
		0.00	142.29	0.00	0.00	NA	NA			0.00	0.00
Sub.	0.00	0.00	0.00	0.00	0.00	142.29	0.00	142.29	0.00	0.00	0.00
		0.00	142.29	0.00	0.00	NA	NA			0.00	0.00
TAX DISTRICT: COUNTYWIDE FIRE LEVY TYPE: LATE LIST PENALTY											
2019	166.58	63.62	0.00	0.00	396.17	357.85	38.32	357.85	63.62	0.00	0.00

Fiscal Year Activity from July 1, 20XX to June 30, 2020								Activity from July 1, 2019 to June 30, 2020			
Tax Year	Orig. Billed Amt (\$)	Abs. Adj (\$)	Bill Releases (\$)	Disc. Levy (\$)	Net Levy (\$)	Amt Collect. (\$)	Unpaid Balance (\$)	Amt Collect. (\$)	Abs. Adj (\$)	Bill Releases (\$)	Disc. Levy (\$)
		Assessor Refunds (\$)	Net Collections (\$)	Additional Levy (\$)	Collection Fee Amt (\$)	% Coll.	% Uncoll.			Assessor Refunds (\$)	Additional Levy (\$)
		0.00	357.85	293.21	0.00	90.33 %	9.67 %			0.00	293.21
Sub.	166.58	63.62	0.00	0.00	396.17	357.85	38.32	357.85	63.62	0.00	0.00
		0.00	357.85	293.21	0.00	90.33 %	9.67 %			0.00	293.21
TAX DISTRICT: COUNTYWIDE FIRE LEVY TYPE: TAX											
2019	81,375.96	802.73	4,115.39	0.00	80,847.52	79,986.49	861.03	79,986.49	802.73	4,115.39	0.00
		3.78	79,990.27	4,389.68	0.00	98.93 %	1.07 %			3.78	4,389.68
Sub.	81,375.96	802.73	4,115.39	0.00	80,847.52	79,986.49	861.03	79,986.49	802.73	4,115.39	0.00
		3.78	79,990.27	4,389.68	0.00	98.93 %	1.07 %			3.78	4,389.68
TAX DISTRICT: DOWNTOWN WS BUS DIST LEVY TYPE: Interest											
2019	0.00	0.00	0.00	0.00	0.00	155.80	0.00	155.80	0.00	0.00	0.00
		0.00	155.80	0.00	0.00	NA	NA			0.00	0.00
Sub.	0.00	0.00	0.00	0.00	0.00	155.80	0.00	155.80	0.00	0.00	0.00
		0.00	155.80	0.00	0.00	NA	NA			0.00	0.00
TAX DISTRICT: DOWNTOWN WS BUS DIST LEVY TYPE: LATE LIST PENALTY											
2019	493.26	13.56	1.77	0.00	479.65	452.39	27.26	452.39	13.56	1.77	0.00
		0.00	452.39	1.72	0.00	94.32 %	5.68 %			0.00	1.72
Sub.	493.26	13.56	1.77	0.00	479.65	452.39	27.26	452.39	13.56	1.77	0.00
		0.00	452.39	1.72	0.00	94.32 %	5.68 %			0.00	1.72

Fiscal Year Activity from July 1, 20XX to June 30, 2020								Activity from July 1, 2019 to June 30, 2020			
Tax Year	Orig. Billed Amt (\$)	Abs. Adj (\$)	Bill Releases (\$)	Disc. Levy (\$)	Net Levy (\$)	Amt Collect. (\$)	Unpaid Balance (\$)	Amt Collect. (\$)	Abs. Adj (\$)	Bill Releases (\$)	Disc. Levy (\$)
		Assessor Refunds (\$)	Net Collections (\$)	Additional Levy (\$)	Collection Fee Amt (\$)	% Coll.	% Uncoll.			Assessor Refunds (\$)	Additional Levy (\$)
TAX DISTRICT: DOWNTOWN WS BUS DIST LEVY TYPE: TAX											
2019	100,507.15	9,633.40	21.14	0.00	100,682.57	100,316.07	366.50	100,316.07	9,633.40	21.14	0.00
		8.64	100,324.71	9,829.96	0.00	99.64 %	0.36 %			8.64	9,829.96
Sub.	100,507.15	9,633.40	21.14	0.00	100,682.57	100,316.07	366.50	100,316.07	9,633.40	21.14	0.00
		8.64	100,324.71	9,829.96	0.00	99.64 %	0.36 %			8.64	9,829.96
TAX DISTRICT: FOREST HILL LEVY TYPE: Interest											
2019	0.00	0.00	0.00	0.00	0.00	1.58	0.00	1.58	0.00	0.00	0.00
		0.00	1.58	0.00	0.00	NA	NA			0.00	0.00
Sub.	0.00	0.00	0.00	0.00	0.00	1.58	0.00	1.58	0.00	0.00	0.00
		0.00	1.58	0.00	0.00	NA	NA			0.00	0.00
TAX DISTRICT: FOREST HILL LEVY TYPE: LATE LIST PENALTY											
2019	10.74	1.24	10.75	0.00	9.49	9.20	0.29	9.20	1.24	10.75	0.00
		0.00	9.20	10.74	0.00	96.94 %	3.06 %			0.00	10.74
Sub.	10.74	1.24	10.75	0.00	9.49	9.20	0.29	9.20	1.24	10.75	0.00
		0.00	9.20	10.74	0.00	96.94 %	3.06 %			0.00	10.74
TAX DISTRICT: FOREST HILL LEVY TYPE: TAX											
2019	2,819.92	13.42	126.19	0.00	2,805.34	2,797.01	8.33	2,797.01	13.42	126.19	0.00
		0.00	2,797.01	125.03	0.00	99.70 %	0.30 %			0.00	125.03
Sub.	2,819.92	13.42	126.19	0.00	2,805.34	2,797.01	8.33	2,797.01	13.42	126.19	0.00
		0.00	2,797.01	125.03	0.00	99.70 %	0.30 %			0.00	125.03
TAX DISTRICT: GRIFFITH LEVY TYPE: Interest											
2019	0.00	0.00	0.00	0.00	0.00	6.10	0.00	6.10	0.00	0.00	0.00

Fiscal Year Activity from July 1, 20XX to June 30, 2020								Activity from July 1, 2019 to June 30, 2020			
Tax Year	Orig. Billed Amt (\$)	Abs. Adj (\$)	Bill Releases (\$)	Disc. Levy (\$)	Net Levy (\$)	Amt Collect. (\$)	Unpaid Balance (\$)	Amt Collect. (\$)	Abs. Adj (\$)	Bill Releases (\$)	Disc. Levy (\$)
		Assessor Refunds (\$)	Net Collections (\$)	Additional Levy (\$)	Collection Fee Amt (\$)	% Coll.	% Uncoll.			Assessor Refunds (\$)	Additional Levy (\$)
		0.00	6.10	0.00	0.00	NA	NA			0.00	0.00
Sub.	0.00	0.00	0.00	0.00	0.00	6.10	0.00	6.10	0.00	0.00	0.00
		0.00	6.10	0.00	0.00	NA	NA			0.00	0.00
TAX DISTRICT: GRIFFITH LEVY TYPE: LATE LIST PENALTY											
2019	33.57	0.28	33.47	2.75	36.07	15.17	20.90	12.42	0.28	33.47	0.00
		0.00	15.17	33.50	0.00	42.06 %	57.94 %			0.00	33.50
Sub.	33.57	0.28	33.47	2.75	36.07	15.17	20.90	12.42	0.28	33.47	0.00
		0.00	15.17	33.50	0.00	42.06 %	57.94 %			0.00	33.50
TAX DISTRICT: GRIFFITH LEVY TYPE: TAX											
2019	7,461.61	136.20	476.38	13.69	7,501.47	7,193.41	308.06	7,179.72	136.20	476.38	0.00
		0.00	7,193.41	638.75	0.00	95.89 %	4.11 %			0.00	638.75
Sub.	7,461.61	136.20	476.38	13.69	7,501.47	7,193.41	308.06	7,179.72	136.20	476.38	0.00
		0.00	7,193.41	638.75	0.00	95.89 %	4.11 %			0.00	638.75
TAX DISTRICT: GUMTREE LEVY TYPE: Interest											
2019	0.00	0.00	0.00	0.00	0.00	2.56	0.00	2.56	0.00	0.00	0.00
		0.00	2.56	0.00	0.00	NA	NA			0.00	0.00
Sub.	0.00	0.00	0.00	0.00	0.00	2.56	0.00	2.56	0.00	0.00	0.00
		0.00	2.56	0.00	0.00	NA	NA			0.00	0.00

Fiscal Year Activity from July 1, 20XX to June 30, 2020								Activity from July 1, 2019 to June 30, 2020			
Tax Year	Orig. Billed Amt (\$)	Abs. Adj (\$)	Bill Releases (\$)	Disc. Levy (\$)	Net Levy (\$)	Amt Collect. (\$)	Unpaid Balance (\$)	Amt Collect. (\$)	Abs. Adj (\$)	Bill Releases (\$)	Disc. Levy (\$)
		Assessor Refunds (\$)	Net Collections (\$)	Additional Levy (\$)	Collection Fee Amt (\$)	% Coll.	% Uncoll.			Assessor Refunds (\$)	Additional Levy (\$)
TAX DISTRICT: GUMTREE LEVY TYPE: LATE LIST PENALTY											
2019	43.86	0.00	31.66	7.59	51.34	37.07	14.27	29.48	0.00	31.66	0.00
		0.00	37.07	31.55	0.00	72.20 %	27.80 %			0.00	31.55
Sub.	43.86	0.00	31.66	7.59	51.34	37.07	14.27	29.48	0.00	31.66	0.00
		0.00	37.07	31.55	0.00	72.20 %	27.80 %			0.00	31.55
TAX DISTRICT: GUMTREE LEVY TYPE: TAX											
2019	3,536.92	185.94	378.89	31.00	3,564.98	3,397.18	167.80	3,366.18	185.94	378.89	0.00
		0.00	3,397.18	561.89	0.00	95.29 %	4.71 %			0.00	561.89
Sub.	3,536.92	185.94	378.89	31.00	3,564.98	3,397.18	167.80	3,366.18	185.94	378.89	0.00
		0.00	3,397.18	561.89	0.00	95.29 %	4.71 %			0.00	561.89
TAX DISTRICT: HIGH POINT LEVY TYPE: Interest											
2019	0.00	0.00	0.00	0.00	0.00	15.55	0.00	15.55	0.00	0.00	0.00
		0.00	15.55	0.00	0.00	NA	NA			0.00	0.00
Sub.	0.00	0.00	0.00	0.00	0.00	15.55	0.00	15.55	0.00	0.00	0.00
		0.00	15.55	0.00	0.00	NA	NA			0.00	0.00
TAX DISTRICT: HIGH POINT LEVY TYPE: LATE LIST PENALTY											
2019	19,646.74	0.00	0.00	0.00	19,646.74	19,646.74	0.00	19,646.74	0.00	0.00	0.00
		0.00	19,646.74	0.00	0.00	100 %	0 %			0.00	0.00
Sub.	19,646.74	0.00	0.00	0.00	19,646.74	19,646.74	0.00	19,646.74	0.00	0.00	0.00
		0.00	19,646.74	0.00	0.00	100 %	0 %			0.00	0.00
TAX DISTRICT: HIGH POINT LEVY TYPE: TAX											
2019	217,160.42	0.00	5,189.10	0.00	217,158.26	217,158.26	0.00	217,158.26	0.00	5,189.10	0.00

Fiscal Year Activity from July 1, 20XX to June 30, 2020								Activity from July 1, 2019 to June 30, 2020			
Tax Year	Orig. Billed Amt (\$)	Abs. Adj (\$)	Bill Releases (\$)	Disc. Levy (\$)	Net Levy (\$)	Amt Collect. (\$)	Unpaid Balance (\$)	Amt Collect. (\$)	Abs. Adj (\$)	Bill Releases (\$)	Disc. Levy (\$)
		Assessor Refunds (\$)	Net Collections (\$)	Additional Levy (\$)	Collection Fee Amt (\$)	% Coll.	% Uncoll.			Assessor Refunds (\$)	Additional Levy (\$)
		0.00	217,158.26	5,186.94	0.00	100 %	0 %			0.00	5,186.94
Sub.	217,160.42	0.00	5,189.10	0.00	217,158.26	217,158.26	0.00	217,158.26	0.00	5,189.10	0.00
		0.00	217,158.26	5,186.94	0.00	100 %	0 %			0.00	5,186.94
TAX DISTRICT: HORNEYTOWN LEVY TYPE: Interest											
2019	0.00	0.00	0.00	0.00	0.00	92.25	0.00	92.25	0.00	0.00	0.00
		0.00	92.25	0.00	0.00	NA	NA			0.00	0.00
Sub.	0.00	0.00	0.00	0.00	0.00	92.25	0.00	92.25	0.00	0.00	0.00
		0.00	92.25	0.00	0.00	NA	NA			0.00	0.00
TAX DISTRICT: HORNEYTOWN LEVY TYPE: LATE LIST PENALTY											
2019	830.79	5.20	339.51	6.86	833.22	815.97	17.25	811.82	2.49	339.51	0.00
		0.00	815.97	340.28	0.00	97.93 %	2.07 %			0.00	340.28
Sub.	830.79	5.20	339.51	6.86	833.22	815.97	17.25	811.82	2.49	339.51	0.00
		0.00	815.97	340.28	0.00	97.93 %	2.07 %			0.00	340.28
TAX DISTRICT: HORNEYTOWN LEVY TYPE: TAX											
2019	37,723.58	93.43	3,792.17	31.87	37,662.83	37,211.17	451.66	37,179.30	93.43	3,792.17	0.00
		0.00	37,211.17	3,792.98	0.00	98.80 %	1.20 %			0.00	3,792.98
Sub.	37,723.58	93.43	3,792.17	31.87	37,662.83	37,211.17	451.66	37,179.30	93.43	3,792.17	0.00
		0.00	37,211.17	3,792.98	0.00	98.80 %	1.20 %			0.00	3,792.98

Fiscal Year Activity from July 1, 20XX to June 30, 2020								Activity from July 1, 2019 to June 30, 2020			
Tax Year	Orig. Billed Amt (\$)	Abs. Adj (\$)	Bill Releases (\$)	Disc. Levy (\$)	Net Levy (\$)	Amt Collect. (\$)	Unpaid Balance (\$)	Amt Collect. (\$)	Abs. Adj (\$)	Bill Releases (\$)	Disc. Levy (\$)
		Assessor Refunds (\$)	Net Collections (\$)	Additional Levy (\$)	Collection Fee Amt (\$)	% Coll.	% Uncoll.			Assessor Refunds (\$)	Additional Levy (\$)
TAX DISTRICT: KERNERSVILLE LEVY TYPE: Interest											
2019	0.00	0.00	0.00	0.00	0.00	2,039.55	0.00	2,039.55	0.00	0.00	0.00
		0.00	2,039.55	0.00	0.00	NA	NA			0.00	0.00
Sub.	0.00	0.00	0.00	0.00	0.00	2,039.55	0.00	2,039.55	0.00	0.00	0.00
		0.00	2,039.55	0.00	0.00	NA	NA			0.00	0.00
TAX DISTRICT: KERNERSVILLE LEVY TYPE: LATE LIST PENALTY											
2019	11,061.30	2,759.81	563.90	1,019.20	9,375.19	8,623.81	751.38	8,501.95	2,759.81	563.90	877.39
		19.04	8,642.85	618.40	0.00	91.99 %	8.01 %			19.04	618.40
Sub.	11,061.30	2,759.81	563.90	1,019.20	9,375.19	8,623.81	751.38	8,501.95	2,759.81	563.90	877.39
		19.04	8,642.85	618.40	0.00	91.99 %	8.01 %			19.04	618.40
TAX DISTRICT: KERNERSVILLE LEVY TYPE: TAX											
2019	1,848,460.14	32,265.91	53,759.62	4,401.72	1,829,564.95	1,806,766.56	22,798.39	1,806,431.56	32,265.91	53,759.62	3,867.23
		184.85	1,806,951.41	62,728.62	0.00	98.75 %	1.25 %			184.85	62,728.62
Sub.	1,848,460.14	32,265.91	53,759.62	4,401.72	1,829,564.95	1,806,766.56	22,798.39	1,806,431.56	32,265.91	53,759.62	3,867.23
		184.85	1,806,951.41	62,728.62	0.00	98.75 %	1.25 %			184.85	62,728.62
TAX DISTRICT: KERNERSVILLE LEVY TYPE: VEHICLE FEE											
2019	4,345.00	220.00	985.00	30.00	4,285.00	3,385.00	900.00	3,360.00	220.00	985.00	5.00
		0.00	3,385.00	1,115.00	0.00	79.00 %	21.00 %			0.00	1,115.00
Sub.	4,345.00	220.00	985.00	30.00	4,285.00	3,385.00	900.00	3,360.00	220.00	985.00	5.00
		0.00	3,385.00	1,115.00	0.00	79.00 %	21.00 %			0.00	1,115.00
TAX DISTRICT: KING LEVY TYPE: Interest											
2019	0.00	0.00	0.00	0.00	0.00	19.69	0.00	19.69	0.00	0.00	0.00

Fiscal Year Activity from July 1, 20XX to June 30, 2020								Activity from July 1, 2019 to June 30, 2020			
Tax Year	Orig. Billed Amt (\$)	Abs. Adj (\$)	Bill Releases (\$)	Disc. Levy (\$)	Net Levy (\$)	Amt Collect. (\$)	Unpaid Balance (\$)	Amt Collect. (\$)	Abs. Adj (\$)	Bill Releases (\$)	Disc. Levy (\$)
		Assessor Refunds (\$)	Net Collections (\$)	Additional Levy (\$)	Collection Fee Amt (\$)	% Coll.	% Uncoll.			Assessor Refunds (\$)	Additional Levy (\$)
		0.00	19.69	0.00	0.00	NA	NA			0.00	0.00
Sub.	0.00	0.00	0.00	0.00	0.00	19.69	0.00	19.69	0.00	0.00	0.00
		0.00	19.69	0.00	0.00	NA	NA			0.00	0.00
TAX DISTRICT: KING LEVY TYPE: LATE LIST PENALTY											
2019	31.81	0.00	2.16	1.10	32.72	21.54	11.18	20.44	0.00	2.16	0.00
		0.00	21.54	1.97	0.00	65.83 %	34.17 %			0.00	1.97
Sub.	31.81	0.00	2.16	1.10	32.72	21.54	11.18	20.44	0.00	2.16	0.00
		0.00	21.54	1.97	0.00	65.83 %	34.17 %			0.00	1.97
TAX DISTRICT: KING LEVY TYPE: TAX											
2019	69,517.82	49.56	505.42	5.49	69,049.94	68,899.69	150.25	68,894.20	49.56	505.42	0.00
		0.00	68,899.69	81.61	0.00	99.78 %	0.22 %			0.00	81.61
Sub.	69,517.82	49.56	505.42	5.49	69,049.94	68,899.69	150.25	68,894.20	49.56	505.42	0.00
		0.00	68,899.69	81.61	0.00	99.78 %	0.22 %			0.00	81.61
TAX DISTRICT: KING LEVY TYPE: VEHICLE FEE											
2019	50.00	0.00	30.00	0.00	50.00	40.00	10.00	40.00	0.00	30.00	0.00
		0.00	40.00	30.00	0.00	80.0 %	20.0 %			0.00	30.00
Sub.	50.00	0.00	30.00	0.00	50.00	40.00	10.00	40.00	0.00	30.00	0.00
		0.00	40.00	30.00	0.00	80.0 %	20.0 %			0.00	30.00

Fiscal Year Activity from July 1, 20XX to June 30, 2020								Activity from July 1, 2019 to June 30, 2020			
Tax Year	Orig. Billed Amt (\$)	Abs. Adj (\$)	Bill Releases (\$)	Disc. Levy (\$)	Net Levy (\$)	Amt Collect. (\$)	Unpaid Balance (\$)	Amt Collect. (\$)	Abs. Adj (\$)	Bill Releases (\$)	Disc. Levy (\$)
		Assessor Refunds (\$)	Net Collections (\$)	Additional Levy (\$)	Collection Fee Amt (\$)	% Coll.	% Uncoll.			Assessor Refunds (\$)	Additional Levy (\$)
TAX DISTRICT: KING FIRE DIST LEVY TYPE: Interest											
2019	0.00	0.00	0.00	0.00	0.00	2.74	0.00	2.74	0.00	0.00	0.00
		0.00	2.74	0.00	0.00	NA	NA			0.00	0.00
Sub.	0.00	0.00	0.00	0.00	0.00	2.74	0.00	2.74	0.00	0.00	0.00
		0.00	2.74	0.00	0.00	NA	NA			0.00	0.00
TAX DISTRICT: KING FIRE DIST LEVY TYPE: LATE LIST PENALTY											
2019	6.83	0.23	6.84	0.00	6.52	5.75	0.77	5.75	0.23	6.84	0.00
		0.00	5.75	6.76	0.00	88.19 %	11.81 %			0.00	6.76
Sub.	6.83	0.23	6.84	0.00	6.52	5.75	0.77	5.75	0.23	6.84	0.00
		0.00	5.75	6.76	0.00	88.19 %	11.81 %			0.00	6.76
TAX DISTRICT: KING FIRE DIST LEVY TYPE: TAX											
2019	401,939.35	26.24	211.37	0.00	401,909.68	401,863.51	46.17	401,863.51	26.24	211.37	0.00
		0.00	401,863.51	207.94	0.00	99.99 %	0.01 %			0.00	207.94
Sub.	401,939.35	26.24	211.37	0.00	401,909.68	401,863.51	46.17	401,863.51	26.24	211.37	0.00
		0.00	401,863.51	207.94	0.00	99.99 %	0.01 %			0.00	207.94
TAX DISTRICT: LEWISVILLE LEVY TYPE: Interest											
2019	0.00	0.00	0.00	0.00	0.00	94.57	0.00	94.57	0.00	0.00	0.00
		0.00	94.57	0.00	0.00	NA	NA			0.00	0.00
Sub.	0.00	0.00	0.00	0.00	0.00	94.57	0.00	94.57	0.00	0.00	0.00
		0.00	94.57	0.00	0.00	NA	NA			0.00	0.00
TAX DISTRICT: LEWISVILLE LEVY TYPE: LATE LIST PENALTY											
2019	795.91	60.15	790.83	87.68	821.56	733.18	88.38	731.06	60.15	790.83	85.38

Fiscal Year Activity from July 1, 20XX to June 30, 2020								Activity from July 1, 2019 to June 30, 2020			
Tax Year	Orig. Billed Amt (\$)	Abs. Adj (\$)	Bill Releases (\$)	Disc. Levy (\$)	Net Levy (\$)	Amt Collect. (\$)	Unpaid Balance (\$)	Amt Collect. (\$)	Abs. Adj (\$)	Bill Releases (\$)	Disc. Levy (\$)
		Assessor Refunds (\$)	Net Collections (\$)	Additional Levy (\$)	Collection Fee Amt (\$)	% Coll.	% Uncoll.			Assessor Refunds (\$)	Additional Levy (\$)
		0.00	733.18	788.95	0.00	89.24 %	10.76 %			0.00	788.95
Sub.	795.91	60.15	790.83	87.68	821.56	733.18	88.38	731.06	60.15	790.83	85.38
		0.00	733.18	788.95	0.00	89.24 %	10.76 %			0.00	788.95
TAX DISTRICT: LEWISVILLE LEVY TYPE: TAX											
2019	65,250.48	828.80	8,955.77	232.14	64,611.71	62,957.13	1,654.58	62,948.78	828.80	8,955.77	222.04
		0.00	62,957.13	8,913.66	0.00	97.44 %	2.56 %			0.00	8,913.66
Sub.	65,250.48	828.80	8,955.77	232.14	64,611.71	62,957.13	1,654.58	62,948.78	828.80	8,955.77	222.04
		0.00	62,957.13	8,913.66	0.00	97.44 %	2.56 %			0.00	8,913.66
TAX DISTRICT: LEWISVILLE FIRE DIST LEVY TYPE: Interest											
2019	0.00	0.00	0.00	0.00	0.00	108.36	0.00	108.36	0.00	0.00	0.00
		0.00	108.36	0.00	0.00	NA	NA			0.00	0.00
Sub.	0.00	0.00	0.00	0.00	0.00	108.36	0.00	108.36	0.00	0.00	0.00
		0.00	108.36	0.00	0.00	NA	NA			0.00	0.00
TAX DISTRICT: LEWISVILLE FIRE DIST LEVY TYPE: LATE LIST PENALTY											
2019	420.58	28.14	387.89	9.95	403.30	372.44	30.86	371.40	28.14	387.89	8.83
		0.00	372.44	388.80	0.00	92.35 %	7.65 %			0.00	388.80
Sub.	420.58	28.14	387.89	9.95	403.30	372.44	30.86	371.40	28.14	387.89	8.83
		0.00	372.44	388.80	0.00	92.35 %	7.65 %			0.00	388.80

Fiscal Year Activity from July 1, 20XX to June 30, 2020								Activity from July 1, 2019 to June 30, 2020			
Tax Year	Orig. Billed Amt (\$)	Abs. Adj (\$)	Bill Releases (\$)	Disc. Levy (\$)	Net Levy (\$)	Amt Collect. (\$)	Unpaid Balance (\$)	Amt Collect. (\$)	Abs. Adj (\$)	Bill Releases (\$)	Disc. Levy (\$)
		Assessor Refunds (\$)	Net Collections (\$)	Additional Levy (\$)	Collection Fee Amt (\$)	% Coll.	% Uncoll.			Assessor Refunds (\$)	Additional Levy (\$)
TAX DISTRICT: LEWISVILLE FIRE DIST LEVY TYPE: TAX											
2019	57,874.51	581.52	4,584.33	31.00	57,540.92	56,504.28	1,036.64	56,495.81	581.52	4,584.33	21.70
		0.00	56,504.28	4,801.26	0.00	98.20 %	1.80 %			0.00	4,801.26
Sub.	57,874.51	581.52	4,584.33	31.00	57,540.92	56,504.28	1,036.64	56,495.81	581.52	4,584.33	21.70
		0.00	56,504.28	4,801.26	0.00	98.20 %	1.80 %			0.00	4,801.26
TAX DISTRICT: MIN SPRING SERV DIST LEVY TYPE: LATE LIST PENALTY											
2019	0.06	0.00	0.06	0.00	0.06	0.06	0.00	0.06	0.00	0.06	0.00
		0.00	0.06	0.06	0.00	100 %	0 %			0.00	0.06
Sub.	0.06	0.00	0.06	0.00	0.06	0.06	0.00	0.06	0.00	0.06	0.00
		0.00	0.06	0.06	0.00	100 %	0 %			0.00	0.06
TAX DISTRICT: MIN SPRING SERV DIST LEVY TYPE: TAX											
2019	255.92	0.00	4.86	0.00	254.62	249.05	5.57	249.05	0.00	4.86	0.00
		0.00	249.05	3.56	0.00	97.81 %	2.19 %			0.00	3.56
Sub.	255.92	0.00	4.86	0.00	254.62	249.05	5.57	249.05	0.00	4.86	0.00
		0.00	249.05	3.56	0.00	97.81 %	2.19 %			0.00	3.56
TAX DISTRICT: MINERAL SPRINGS LEVY TYPE: Interest											
2019	0.00	0.00	0.00	0.00	0.00	15.56	0.00	15.56	0.00	0.00	0.00
		0.00	15.56	0.00	0.00	NA	NA			0.00	0.00
Sub.	0.00	0.00	0.00	0.00	0.00	15.56	0.00	15.56	0.00	0.00	0.00
		0.00	15.56	0.00	0.00	NA	NA			0.00	0.00
TAX DISTRICT: MINERAL SPRINGS LEVY TYPE: LATE LIST PENALTY											
2019	68.56	0.11	68.89	4.45	72.13	45.26	26.87	42.06	0.11	68.89	1.25

Fiscal Year Activity from July 1, 20XX to June 30, 2020								Activity from July 1, 2019 to June 30, 2020			
Tax Year	Orig. Billed Amt (\$)	Abs. Adj (\$)	Bill Releases (\$)	Disc. Levy (\$)	Net Levy (\$)	Amt Collect. (\$)	Unpaid Balance (\$)	Amt Collect. (\$)	Abs. Adj (\$)	Bill Releases (\$)	Disc. Levy (\$)
		Assessor Refunds (\$)	Net Collections (\$)	Additional Levy (\$)	Collection Fee Amt (\$)	% Coll.	% Uncoll.			Assessor Refunds (\$)	Additional Levy (\$)
		0.00	45.26	68.12	0.00	62.75 %	37.25 %			0.00	68.12
Sub.	68.56	0.11	68.89	4.45	72.13	45.26	26.87	42.06	0.11	68.89	1.25
		0.00	45.26	68.12	0.00	62.75 %	37.25 %			0.00	68.12
TAX DISTRICT: MINERAL SPRINGS LEVY TYPE: TAX											
2019	13,122.26	31.70	918.47	13.44	13,089.11	12,563.36	525.75	12,554.19	31.70	918.47	4.27
		0.00	12,563.36	903.58	0.00	95.98 %	4.02 %			0.00	903.58
Sub.	13,122.26	31.70	918.47	13.44	13,089.11	12,563.36	525.75	12,554.19	31.70	918.47	4.27
		0.00	12,563.36	903.58	0.00	95.98 %	4.02 %			0.00	903.58
TAX DISTRICT: MOUNT TABOR LEVY TYPE: Interest											
2019	0.00	0.00	0.00	0.00	0.00	1.93	0.00	1.93	0.00	0.00	0.00
		0.00	1.93	0.00	0.00	NA	NA			0.00	0.00
Sub.	0.00	0.00	0.00	0.00	0.00	1.93	0.00	1.93	0.00	0.00	0.00
		0.00	1.93	0.00	0.00	NA	NA			0.00	0.00
TAX DISTRICT: MOUNT TABOR LEVY TYPE: LATE LIST PENALTY											
2019	19.77	0.29	11.06	2.11	21.82	21.20	0.62	21.20	0.29	11.06	0.00
		0.00	21.20	11.29	0.00	97.16 %	2.84 %			0.00	11.29
Sub.	19.77	0.29	11.06	2.11	21.82	21.20	0.62	21.20	0.29	11.06	0.00
		0.00	21.20	11.29	0.00	97.16 %	2.84 %			0.00	11.29

Fiscal Year Activity from July 1, 20XX to June 30, 2020								Activity from July 1, 2019 to June 30, 2020			
Tax Year	Orig. Billed Amt (\$)	Abs. Adj (\$)	Bill Releases (\$)	Disc. Levy (\$)	Net Levy (\$)	Amt Collect. (\$)	Unpaid Balance (\$)	Amt Collect. (\$)	Abs. Adj (\$)	Bill Releases (\$)	Disc. Levy (\$)
		Assessor Refunds (\$)	Net Collections (\$)	Additional Levy (\$)	Collection Fee Amt (\$)	% Coll.	% Uncoll.			Assessor Refunds (\$)	Additional Levy (\$)
TAX DISTRICT: MOUNT TABOR LEVY TYPE: TAX											
2019	2,968.24	56.14	139.36	8.39	2,975.38	2,945.63	29.75	2,945.63	56.14	139.36	0.00
		0.00	2,945.63	194.25	0.00	99.00 %	1.00 %			0.00	194.25
Sub.	2,968.24	56.14	139.36	8.39	2,975.38	2,945.63	29.75	2,945.63	56.14	139.36	0.00
		0.00	2,945.63	194.25	0.00	99.00 %	1.00 %			0.00	194.25
TAX DISTRICT: MUNICIPAL SERV DIST LEVY TYPE: Interest											
2019	0.00	0.00	0.00	0.00	0.00	0.36	0.00	0.36	0.00	0.00	0.00
		0.00	0.36	0.00	0.00	NA	NA			0.00	0.00
Sub.	0.00	0.00	0.00	0.00	0.00	0.36	0.00	0.36	0.00	0.00	0.00
		0.00	0.36	0.00	0.00	NA	NA			0.00	0.00
TAX DISTRICT: MUNICIPAL SERV DIST LEVY TYPE: LATE LIST PENALTY											
2019	2.48	0.00	2.49	5.32	7.79	7.66	0.13	7.66	0.00	2.49	5.32
		0.00	7.66	2.48	0.00	98.33 %	1.67 %			0.00	2.48
Sub.	2.48	0.00	2.49	5.32	7.79	7.66	0.13	7.66	0.00	2.49	5.32
		0.00	7.66	2.48	0.00	98.33 %	1.67 %			0.00	2.48
TAX DISTRICT: MUNICIPAL SERV DIST LEVY TYPE: TAX											
2019	657.50	8.31	85.51	12.80	661.49	633.14	28.35	633.14	8.31	85.51	12.80
		0.00	633.14	85.01	0.00	95.71 %	4.29 %			0.00	85.01
Sub.	657.50	8.31	85.51	12.80	661.49	633.14	28.35	633.14	8.31	85.51	12.80
		0.00	633.14	85.01	0.00	95.71 %	4.29 %			0.00	85.01
TAX DISTRICT: OLD RICHMOND LEVY TYPE: Interest											
2019	0.00	0.00	0.00	0.00	0.00	68.59	0.00	68.59	0.00	0.00	0.00

Fiscal Year Activity from July 1, 20XX to June 30, 2020								Activity from July 1, 2019 to June 30, 2020			
Tax Year	Orig. Billed Amt (\$)	Abs. Adj (\$)	Bill Releases (\$)	Disc. Levy (\$)	Net Levy (\$)	Amt Collect. (\$)	Unpaid Balance (\$)	Amt Collect. (\$)	Abs. Adj (\$)	Bill Releases (\$)	Disc. Levy (\$)
		Assessor Refunds (\$)	Net Collections (\$)	Additional Levy (\$)	Collection Fee Amt (\$)	% Coll.	% Uncoll.			Assessor Refunds (\$)	Additional Levy (\$)
		0.00	68.59	0.00	0.00	NA	NA			0.00	0.00
Sub.	0.00	0.00	0.00	0.00	0.00	68.59	0.00	68.59	0.00	0.00	0.00
		0.00	68.59	0.00	0.00	NA	NA			0.00	0.00
TAX DISTRICT: OLD RICHMOND LEVY TYPE: LATE LIST PENALTY											
2019	284.12	6.49	276.66	1.71	278.84	253.57	25.27	253.47	6.49	276.66	1.05
		0.00	253.57	276.16	0.00	90.94 %	9.06 %			0.00	276.16
Sub.	284.12	6.49	276.66	1.71	278.84	253.57	25.27	253.47	6.49	276.66	1.05
		0.00	253.57	276.16	0.00	90.94 %	9.06 %			0.00	276.16
TAX DISTRICT: OLD RICHMOND LEVY TYPE: TAX											
2019	20,080.61	143.46	3,163.26	8.56	19,918.79	19,449.61	469.18	19,449.12	143.46	3,163.26	5.26
		0.00	19,449.61	3,136.34	0.00	97.64 %	2.36 %			0.00	3,136.34
Sub.	20,080.61	143.46	3,163.26	8.56	19,918.79	19,449.61	469.18	19,449.12	143.46	3,163.26	5.26
		0.00	19,449.61	3,136.34	0.00	97.64 %	2.36 %			0.00	3,136.34
TAX DISTRICT: PINEY GROVE LEVY TYPE: Interest											
2019	0.00	0.00	0.00	0.00	0.00	43.73	0.00	43.73	0.00	0.00	0.00
		0.00	43.73	0.00	0.00	NA	NA			0.00	0.00
Sub.	0.00	0.00	0.00	0.00	0.00	43.73	0.00	43.73	0.00	0.00	0.00
		0.00	43.73	0.00	0.00	NA	NA			0.00	0.00

Fiscal Year Activity from July 1, 20XX to June 30, 2020								Activity from July 1, 2019 to June 30, 2020			
Tax Year	Orig. Billed Amt (\$)	Abs. Adj (\$)	Bill Releases (\$)	Disc. Levy (\$)	Net Levy (\$)	Amt Collect. (\$)	Unpaid Balance (\$)	Amt Collect. (\$)	Abs. Adj (\$)	Bill Releases (\$)	Disc. Levy (\$)
		Assessor Refunds (\$)	Net Collections (\$)	Additional Levy (\$)	Collection Fee Amt (\$)	% Coll.	% Uncoll.			Assessor Refunds (\$)	Additional Levy (\$)
TAX DISTRICT: PINEY GROVE LEVY TYPE: LATE LIST PENALTY											
2019	267.05	13.36	253.42	0.00	265.43	146.50	118.93	146.50	13.36	253.42	0.00
		0.00	146.50	265.16	0.00	55.19 %	44.81 %			0.00	265.16
Sub.	267.05	13.36	253.42	0.00	265.43	146.50	118.93	146.50	13.36	253.42	0.00
		0.00	146.50	265.16	0.00	55.19 %	44.81 %			0.00	265.16
TAX DISTRICT: PINEY GROVE LEVY TYPE: TAX											
2019	26,813.75	189.49	3,219.46	0.00	26,742.65	24,811.04	1,931.61	24,811.04	189.49	3,219.46	0.00
		0.00	24,811.04	3,337.85	0.00	92.78 %	7.22 %			0.00	3,337.85
Sub.	26,813.75	189.49	3,219.46	0.00	26,742.65	24,811.04	1,931.61	24,811.04	189.49	3,219.46	0.00
		0.00	24,811.04	3,337.85	0.00	92.78 %	7.22 %			0.00	3,337.85
TAX DISTRICT: RURAL HALL LEVY TYPE: Interest											
2019	0.00	0.00	0.00	0.00	0.00	68.42	0.00	68.42	0.00	0.00	0.00
		0.00	68.42	0.00	0.00	NA	NA			0.00	0.00
Sub.	0.00	0.00	0.00	0.00	0.00	68.42	0.00	68.42	0.00	0.00	0.00
		0.00	68.42	0.00	0.00	NA	NA			0.00	0.00
TAX DISTRICT: RURAL HALL LEVY TYPE: LATE LIST PENALTY											
2019	916.14	94.85	31.78	40.37	925.96	877.32	48.64	877.32	94.85	31.78	40.37
		0.00	877.32	96.08	0.00	94.75 %	5.25 %			0.00	96.08
Sub.	916.14	94.85	31.78	40.37	925.96	877.32	48.64	877.32	94.85	31.78	40.37
		0.00	877.32	96.08	0.00	94.75 %	5.25 %			0.00	96.08
TAX DISTRICT: RURAL HALL LEVY TYPE: TAX											
2019	193,001.53	1,109.19	4,226.52	101.98	192,617.89	191,449.35	1,168.54	191,449.35	1,109.19	4,226.52	101.98

Fiscal Year Activity from July 1, 20XX to June 30, 2020								Activity from July 1, 2019 to June 30, 2020			
Tax Year	Orig. Billed Amt (\$)	Abs. Adj (\$)	Bill Releases (\$)	Disc. Levy (\$)	Net Levy (\$)	Amt Collect. (\$)	Unpaid Balance (\$)	Amt Collect. (\$)	Abs. Adj (\$)	Bill Releases (\$)	Disc. Levy (\$)
		Assessor Refunds (\$)	Net Collections (\$)	Additional Levy (\$)	Collection Fee Amt (\$)	% Coll.	% Uncoll.			Assessor Refunds (\$)	Additional Levy (\$)
		0.00	191,449.35	4,850.09	0.00	99.39 %	0.61 %			0.00	4,850.09
Sub.	193,001.53	1,109.19	4,226.52	101.98	192,617.89	191,449.35	1,168.54	191,449.35	1,109.19	4,226.52	101.98
		0.00	191,449.35	4,850.09	0.00	99.39 %	0.61 %			0.00	4,850.09
TAX DISTRICT: SALEM CHAPEL LEVY TYPE: Interest											
2019	0.00	0.00	0.00	0.00	0.00	10.85	0.00	10.85	0.00	0.00	0.00
		0.00	10.85	0.00	0.00	NA	NA			0.00	0.00
Sub.	0.00	0.00	0.00	0.00	0.00	10.85	0.00	10.85	0.00	0.00	0.00
		0.00	10.85	0.00	0.00	NA	NA			0.00	0.00
TAX DISTRICT: SALEM CHAPEL LEVY TYPE: LATE LIST PENALTY											
2019	70.60	0.25	64.92	6.76	77.20	54.48	22.72	54.48	0.25	64.92	5.44
		0.00	54.48	65.01	0.00	70.57 %	29.43 %			0.00	65.01
Sub.	70.60	0.25	64.92	6.76	77.20	54.48	22.72	54.48	0.25	64.92	5.44
		0.00	54.48	65.01	0.00	70.57 %	29.43 %			0.00	65.01
TAX DISTRICT: SALEM CHAPEL LEVY TYPE: TAX											
2019	9,131.33	20.99	1,226.13	18.28	9,128.22	8,777.86	350.36	8,777.86	20.99	1,226.13	13.69
		0.40	8,778.26	1,225.73	0.00	96.16 %	3.84 %			0.40	1,225.73
Sub.	9,131.33	20.99	1,226.13	18.28	9,128.22	8,777.86	350.36	8,777.86	20.99	1,226.13	13.69
		0.40	8,778.26	1,225.73	0.00	96.16 %	3.84 %			0.40	1,225.73

Fiscal Year Activity from July 1, 20XX to June 30, 2020								Activity from July 1, 2019 to June 30, 2020			
Tax Year	Orig. Billed Amt (\$)	Abs. Adj (\$)	Bill Releases (\$)	Disc. Levy (\$)	Net Levy (\$)	Amt Collect. (\$)	Unpaid Balance (\$)	Amt Collect. (\$)	Abs. Adj (\$)	Bill Releases (\$)	Disc. Levy (\$)
		Assessor Refunds (\$)	Net Collections (\$)	Additional Levy (\$)	Collection Fee Amt (\$)	% Coll.	% Uncoll.			Assessor Refunds (\$)	Additional Levy (\$)
TAX DISTRICT: SOUTH FORK LEVY TYPE: Interest											
2019	0.00	0.00	0.00	0.00	0.00	0.17	0.00	0.17	0.00	0.00	0.00
		0.00	0.17	0.00	0.00	NA	NA			0.00	0.00
Sub.	0.00	0.00	0.00	0.00	0.00	0.17	0.00	0.17	0.00	0.00	0.00
		0.00	0.17	0.00	0.00	NA	NA			0.00	0.00
TAX DISTRICT: SOUTH FORK LEVY TYPE: LATE LIST PENALTY											
2019	0.59	0.00	0.59	0.00	0.59	0.59	0.00	0.59	0.00	0.59	0.00
		0.00	0.59	0.59	0.00	100 %	0 %			0.00	0.59
Sub.	0.59	0.00	0.59	0.00	0.59	0.59	0.00	0.59	0.00	0.59	0.00
		0.00	0.59	0.59	0.00	100 %	0 %			0.00	0.59
TAX DISTRICT: SOUTH FORK LEVY TYPE: TAX											
2019	1,437.36	3.14	10.58	0.00	1,434.06	1,432.97	1.09	1,432.97	3.14	10.58	0.00
		0.00	1,432.97	10.42	0.00	99.92 %	0.08 %			0.00	10.42
Sub.	1,437.36	3.14	10.58	0.00	1,434.06	1,432.97	1.09	1,432.97	3.14	10.58	0.00
		0.00	1,432.97	10.42	0.00	99.92 %	0.08 %			0.00	10.42
TAX DISTRICT: SUBURBAN RURAL HALL LEVY TYPE: Interest											
2019	0.00	0.00	0.00	0.00	0.00	35.89	0.00	35.89	0.00	0.00	0.00
		0.00	35.89	0.00	0.00	NA	NA			0.00	0.00
Sub.	0.00	0.00	0.00	0.00	0.00	35.89	0.00	35.89	0.00	0.00	0.00
		0.00	35.89	0.00	0.00	NA	NA			0.00	0.00
TAX DISTRICT: SUBURBAN RURAL HALL LEVY TYPE: LATE LIST PENALTY											
2019	1,837.02	0.00	215.40	97.46	1,942.24	1,929.16	13.08	1,911.44	0.00	215.22	0.84

Fiscal Year Activity from July 1, 20XX to June 30, 2020								Activity from July 1, 2019 to June 30, 2020			
Tax Year	Orig. Billed Amt (\$)	Abs. Adj (\$)	Bill Releases (\$)	Disc. Levy (\$)	Net Levy (\$)	Amt Collect. (\$)	Unpaid Balance (\$)	Amt Collect. (\$)	Abs. Adj (\$)	Bill Releases (\$)	Disc. Levy (\$)
		Assessor Refunds (\$)	Net Collections (\$)	Additional Levy (\$)	Collection Fee Amt (\$)	% Coll.	% Uncoll.			Assessor Refunds (\$)	Additional Levy (\$)
		0.00	1,929.16	223.16	0.00	99.33 %	0.67 %			0.00	223.16
Sub.	1,837.02	0.00	215.40	97.46	1,942.24	1,929.16	13.08	1,911.44	0.00	215.22	0.84
		0.00	1,929.16	223.16	0.00	99.33 %	0.67 %			0.00	223.16
TAX DISTRICT: SUBURBAN RURAL HALL LEVY TYPE: TAX											
2019	82,713.47	5,925.35	2,683.65	246.47	77,094.58	76,563.11	531.47	76,521.32	5,925.35	2,682.68	2.62
		0.00	76,563.11	2,743.64	0.00	99.31 %	0.69 %			0.00	2,743.64
Sub.	82,713.47	5,925.35	2,683.65	246.47	77,094.58	76,563.11	531.47	76,521.32	5,925.35	2,682.68	2.62
		0.00	76,563.11	2,743.64	0.00	99.31 %	0.69 %			0.00	2,743.64
TAX DISTRICT: TALLEYS CROSSING LEVY TYPE: Interest											
2019	0.00	0.00	0.00	0.00	0.00	36.06	0.00	36.06	0.00	0.00	0.00
		0.00	36.06	0.00	0.00	NA	NA			0.00	0.00
Sub.	0.00	0.00	0.00	0.00	0.00	36.06	0.00	36.06	0.00	0.00	0.00
		0.00	36.06	0.00	0.00	NA	NA			0.00	0.00
TAX DISTRICT: TALLEYS CROSSING LEVY TYPE: LATE LIST PENALTY											
2019	141.47	3.51	69.95	2.08	143.31	113.44	29.87	113.44	3.51	69.95	2.08
		0.00	113.44	73.22	0.00	79.16 %	20.84 %			0.00	73.22
Sub.	141.47	3.51	69.95	2.08	143.31	113.44	29.87	113.44	3.51	69.95	2.08
		0.00	113.44	73.22	0.00	79.16 %	20.84 %			0.00	73.22

Fiscal Year Activity from July 1, 20XX to June 30, 2020								Activity from July 1, 2019 to June 30, 2020			
Tax Year	Orig. Billed Amt (\$)	Abs. Adj (\$)	Bill Releases (\$)	Disc. Levy (\$)	Net Levy (\$)	Amt Collect. (\$)	Unpaid Balance (\$)	Amt Collect. (\$)	Abs. Adj (\$)	Bill Releases (\$)	Disc. Levy (\$)
		Assessor Refunds (\$)	Net Collections (\$)	Additional Levy (\$)	Collection Fee Amt (\$)	% Coll.	% Uncoll.			Assessor Refunds (\$)	Additional Levy (\$)
TAX DISTRICT: TALLEYS CROSSING LEVY TYPE: TAX											
2019	13,829.86	52.43	855.22	5.38	13,808.22	13,367.86	440.36	13,367.86	52.43	855.22	5.38
		0.00	13,367.86	880.63	0.00	96.81 %	3.19 %			0.00	880.63
Sub.	13,829.86	52.43	855.22	5.38	13,808.22	13,367.86	440.36	13,367.86	52.43	855.22	5.38
		0.00	13,367.86	880.63	0.00	96.81 %	3.19 %			0.00	880.63
TAX DISTRICT: TOBACCOVILLE LEVY TYPE: Interest											
2019	0.00	0.00	0.00	0.00	0.00	27.98	0.00	27.98	0.00	0.00	0.00
		0.00	27.98	0.00	0.00	NA	NA			0.00	0.00
Sub.	0.00	0.00	0.00	0.00	0.00	27.98	0.00	27.98	0.00	0.00	0.00
		0.00	27.98	0.00	0.00	NA	NA			0.00	0.00
TAX DISTRICT: TOBACCOVILLE LEVY TYPE: LATE LIST PENALTY											
2019	105.46	0.15	105.03	0.66	105.85	102.49	3.36	102.49	0.15	105.03	0.66
		0.00	102.49	104.91	0.00	96.83 %	3.17 %			0.00	104.91
Sub.	105.46	0.15	105.03	0.66	105.85	102.49	3.36	102.49	0.15	105.03	0.66
		0.00	102.49	104.91	0.00	96.83 %	3.17 %			0.00	104.91
TAX DISTRICT: TOBACCOVILLE LEVY TYPE: TAX											
2019	5,443.19	14.85	1,175.40	3.17	5,425.64	5,293.19	132.45	5,293.19	14.85	1,175.40	3.17
		0.00	5,293.19	1,169.53	0.00	97.56 %	2.44 %			0.00	1,169.53
Sub.	5,443.19	14.85	1,175.40	3.17	5,425.64	5,293.19	132.45	5,293.19	14.85	1,175.40	3.17
		0.00	5,293.19	1,169.53	0.00	97.56 %	2.44 %			0.00	1,169.53
TAX DISTRICT: TRIANGLE LEVY TYPE: Interest											
2019	0.00	0.00	0.00	0.00	0.00	84.91	0.00	84.91	0.00	0.00	0.00

Fiscal Year Activity from July 1, 20XX to June 30, 2020								Activity from July 1, 2019 to June 30, 2020			
Tax Year	Orig. Billed Amt (\$)	Abs. Adj (\$)	Bill Releases (\$)	Disc. Levy (\$)	Net Levy (\$)	Amt Collect. (\$)	Unpaid Balance (\$)	Amt Collect. (\$)	Abs. Adj (\$)	Bill Releases (\$)	Disc. Levy (\$)
		Assessor Refunds (\$)	Net Collections (\$)	Additional Levy (\$)	Collection Fee Amt (\$)	% Coll.	% Uncoll.			Assessor Refunds (\$)	Additional Levy (\$)
		0.00	84.91	0.00	0.00	NA	NA			0.00	0.00
Sub.	0.00	0.00	0.00	0.00	0.00	84.91	0.00	84.91	0.00	0.00	0.00
		0.00	84.91	0.00	0.00	NA	NA			0.00	0.00
TAX DISTRICT: TRIANGLE LEVY TYPE: LATE LIST PENALTY											
2019	247.11	97.97	246.81	0.00	148.62	145.57	3.05	145.57	97.97	246.81	0.00
		0.00	145.57	246.29	0.00	97.95 %	2.05 %			0.00	246.29
Sub.	247.11	97.97	246.81	0.00	148.62	145.57	3.05	145.57	97.97	246.81	0.00
		0.00	145.57	246.29	0.00	97.95 %	2.05 %			0.00	246.29
TAX DISTRICT: TRIANGLE LEVY TYPE: TAX											
2019	15,434.34	1,539.36	4,475.93	0.00	14,406.14	14,284.81	121.33	14,284.81	1,539.36	4,475.93	0.00
		0.00	14,284.81	4,987.09	0.00	99.16 %	0.84 %			0.00	4,987.09
Sub.	15,434.34	1,539.36	4,475.93	0.00	14,406.14	14,284.81	121.33	14,284.81	1,539.36	4,475.93	0.00
		0.00	14,284.81	4,987.09	0.00	99.16 %	0.84 %			0.00	4,987.09
TAX DISTRICT: UNION CROSS LEVY TYPE: Interest											
2019	0.00	0.00	0.00	0.00	0.00	32.84	0.00	32.84	0.00	0.00	0.00
		0.00	32.84	0.00	0.00	NA	NA			0.00	0.00
Sub.	0.00	0.00	0.00	0.00	0.00	32.84	0.00	32.84	0.00	0.00	0.00
		0.00	32.84	0.00	0.00	NA	NA			0.00	0.00

Fiscal Year Activity from July 1, 20XX to June 30, 2020								Activity from July 1, 2019 to June 30, 2020			
Tax Year	Orig. Billed Amt (\$)	Abs. Adj (\$)	Bill Releases (\$)	Disc. Levy (\$)	Net Levy (\$)	Amt Collect. (\$)	Unpaid Balance (\$)	Amt Collect. (\$)	Abs. Adj (\$)	Bill Releases (\$)	Disc. Levy (\$)
		Assessor Refunds (\$)	Net Collections (\$)	Additional Levy (\$)	Collection Fee Amt (\$)	% Coll.	% Uncoll.			Assessor Refunds (\$)	Additional Levy (\$)
TAX DISTRICT: UNION CROSS LEVY TYPE: LATE LIST PENALTY											
2019	96.58	7.72	94.43	2.85	95.93	83.52	12.41	80.67	7.72	94.43	0.00
		0.00	83.52	98.65	0.00	87.06 %	12.94 %			0.00	98.65
Sub.	96.58	7.72	94.43	2.85	95.93	83.52	12.41	80.67	7.72	94.43	0.00
		0.00	83.52	98.65	0.00	87.06 %	12.94 %			0.00	98.65
TAX DISTRICT: UNION CROSS LEVY TYPE: TAX											
2019	23,892.77	841.77	1,282.37	9.56	23,689.93	23,380.21	309.72	23,370.65	841.77	1,282.37	0.00
		57.70	23,437.91	1,911.74	0.00	98.69 %	1.31 %			57.70	1,911.74
Sub.	23,892.77	841.77	1,282.37	9.56	23,689.93	23,380.21	309.72	23,370.65	841.77	1,282.37	0.00
		57.70	23,437.91	1,911.74	0.00	98.69 %	1.31 %			57.70	1,911.74
TAX DISTRICT: VIENNA LEVY TYPE: Interest											
2019	0.00	0.00	0.00	0.00	0.00	26.72	0.00	26.72	0.00	0.00	0.00
		0.00	26.72	0.00	0.00	NA	NA			0.00	0.00
Sub.	0.00	0.00	0.00	0.00	0.00	26.72	0.00	26.72	0.00	0.00	0.00
		0.00	26.72	0.00	0.00	NA	NA			0.00	0.00
TAX DISTRICT: VIENNA LEVY TYPE: LATE LIST PENALTY											
2019	176.52	2.01	173.80	30.27	203.38	160.61	42.77	159.47	1.73	173.80	28.25
		0.00	160.61	172.40	0.00	78.97 %	21.03 %			0.00	172.40
Sub.	176.52	2.01	173.80	30.27	203.38	160.61	42.77	159.47	1.73	173.80	28.25
		0.00	160.61	172.40	0.00	78.97 %	21.03 %			0.00	172.40
TAX DISTRICT: VIENNA LEVY TYPE: TAX											
2019	17,037.87	74.95	2,026.18	83.21	17,023.60	16,286.14	737.46	16,282.32	73.54	2,026.18	75.55

Fiscal Year Activity from July 1, 20XX to June 30, 2020								Activity from July 1, 2019 to June 30, 2020			
Tax Year	Orig. Billed Amt (\$)	Abs. Adj (\$)	Bill Releases (\$)	Disc. Levy (\$)	Net Levy (\$)	Amt Collect. (\$)	Unpaid Balance (\$)	Amt Collect. (\$)	Abs. Adj (\$)	Bill Releases (\$)	Disc. Levy (\$)
		Assessor Refunds (\$)	Net Collections (\$)	Additional Levy (\$)	Collection Fee Amt (\$)	% Coll.	% Uncoll.			Assessor Refunds (\$)	Additional Levy (\$)
		0.00	16,286.14	2,003.65	0.00	95.67 %	4.33 %			0.00	2,003.65
Sub.	17,037.87	74.95	2,026.18	83.21	17,023.60	16,286.14	737.46	16,282.32	73.54	2,026.18	75.55
		0.00	16,286.14	2,003.65	0.00	95.67 %	4.33 %			0.00	2,003.65
TAX DISTRICT: WALKERTOWN LEVY TYPE: Interest											
2019	0.00	0.00	0.00	0.00	0.00	56.62	0.00	56.62	0.00	0.00	0.00
		0.00	56.62	0.00	0.00	NA	NA			0.00	0.00
Sub.	0.00	0.00	0.00	0.00	0.00	56.62	0.00	56.62	0.00	0.00	0.00
		0.00	56.62	0.00	0.00	NA	NA			0.00	0.00
TAX DISTRICT: WALKERTOWN LEVY TYPE: LATE LIST PENALTY											
2019	556.34	2.84	40.89	1,716.80	2,269.12	2,224.04	45.08	2,222.66	2.84	40.89	1,715.42
		0.00	2,224.04	39.71	0.00	98.01 %	1.99 %			0.00	39.71
Sub.	556.34	2.84	40.89	1,716.80	2,269.12	2,224.04	45.08	2,222.66	2.84	40.89	1,715.42
		0.00	2,224.04	39.71	0.00	98.01 %	1.99 %			0.00	39.71
TAX DISTRICT: WALKERTOWN LEVY TYPE: TAX											
2019	131,220.39	70.88	1,141.67	7,429.15	138,539.12	137,415.79	1,123.33	137,408.00	70.88	1,141.67	7,421.36
		0.00	137,415.79	1,102.13	0.00	99.19 %	0.81 %			0.00	1,102.13
Sub.	131,220.39	70.88	1,141.67	7,429.15	138,539.12	137,415.79	1,123.33	137,408.00	70.88	1,141.67	7,421.36
		0.00	137,415.79	1,102.13	0.00	99.19 %	0.81 %			0.00	1,102.13

Fiscal Year Activity from July 1, 20XX to June 30, 2020								Activity from July 1, 2019 to June 30, 2020			
Tax Year	Orig. Billed Amt (\$)	Abs. Adj (\$)	Bill Releases (\$)	Disc. Levy (\$)	Net Levy (\$)	Amt Collect. (\$)	Unpaid Balance (\$)	Amt Collect. (\$)	Abs. Adj (\$)	Bill Releases (\$)	Disc. Levy (\$)
		Assessor Refunds (\$)	Net Collections (\$)	Additional Levy (\$)	Collection Fee Amt (\$)	% Coll.	% Uncoll.			Assessor Refunds (\$)	Additional Levy (\$)
TAX DISTRICT: WALKERTOWN (NE) FIRE LEVY TYPE: Interest											
2019	0.00	0.00	0.00	0.00	0.00	42.15	0.00	42.15	0.00	0.00	0.00
		0.00	42.15	0.00	0.00	NA	NA			0.00	0.00
Sub.	0.00	0.00	0.00	0.00	0.00	42.15	0.00	42.15	0.00	0.00	0.00
		0.00	42.15	0.00	0.00	NA	NA			0.00	0.00
TAX DISTRICT: WALKERTOWN (NE) FIRE LEVY TYPE: LATE LIST PENALTY											
2019	160.14	22.96	159.75	34.52	172.75	129.83	42.92	127.83	3.80	159.74	0.00
		0.00	129.83	160.80	0.00	75.15 %	24.85 %			0.00	160.80
Sub.	160.14	22.96	159.75	34.52	172.75	129.83	42.92	127.83	3.80	159.74	0.00
		0.00	129.83	160.80	0.00	75.15 %	24.85 %			0.00	160.80
TAX DISTRICT: WALKERTOWN (NE) FIRE LEVY TYPE: TAX											
2019	25,656.91	174.50	3,277.84	103.49	25,587.47	24,678.71	908.76	24,670.15	113.85	3,277.74	0.00
		0.00	24,678.71	3,279.41	0.00	96.45 %	3.55 %			0.00	3,279.41
Sub.	25,656.91	174.50	3,277.84	103.49	25,587.47	24,678.71	908.76	24,670.15	113.85	3,277.74	0.00
		0.00	24,678.71	3,279.41	0.00	96.45 %	3.55 %			0.00	3,279.41
TAX DISTRICT: WEST BEND LEVY TYPE: Interest											
2019	0.00	0.00	0.00	0.00	0.00	6.45	0.00	6.45	0.00	0.00	0.00
		0.00	6.45	0.00	0.00	NA	NA			0.00	0.00
Sub.	0.00	0.00	0.00	0.00	0.00	6.45	0.00	6.45	0.00	0.00	0.00
		0.00	6.45	0.00	0.00	NA	NA			0.00	0.00
TAX DISTRICT: WEST BEND LEVY TYPE: LATE LIST PENALTY											
2019	37.56	0.00	37.59	0.00	35.92	35.92	0.00	35.92	0.00	37.59	0.00

Fiscal Year Activity from July 1, 20XX to June 30, 2020								Activity from July 1, 2019 to June 30, 2020			
Tax Year	Orig. Billed Amt (\$)	Abs. Adj (\$)	Bill Releases (\$)	Disc. Levy (\$)	Net Levy (\$)	Amt Collect. (\$)	Unpaid Balance (\$)	Amt Collect. (\$)	Abs. Adj (\$)	Bill Releases (\$)	Disc. Levy (\$)
		Assessor Refunds (\$)	Net Collections (\$)	Additional Levy (\$)	Collection Fee Amt (\$)	% Coll.	% Uncoll.			Assessor Refunds (\$)	Additional Levy (\$)
		0.00	35.92	35.95	0.00	100 %	0 %			0.00	35.95
Sub.	37.56	0.00	37.59	0.00	35.92	35.92	0.00	35.92	0.00	37.59	0.00
		0.00	35.92	35.95	0.00	100 %	0 %			0.00	35.95
TAX DISTRICT: WEST BEND LEVY TYPE: TAX											
2019	1,029.44	0.00	410.97	0.00	1,012.22	1,011.46	0.76	1,011.46	0.00	410.97	0.00
		0.00	1,011.46	393.75	0.00	99.92 %	0.08 %			0.00	393.75
Sub.	1,029.44	0.00	410.97	0.00	1,012.22	1,011.46	0.76	1,011.46	0.00	410.97	0.00
		0.00	1,011.46	393.75	0.00	99.92 %	0.08 %			0.00	393.75
TAX DISTRICT: WINSTON-SALEM LEVY TYPE: Interest											
2019	0.00	0.00	0.00	0.00	0.00	36,061.28	0.00	36,061.28	0.00	0.00	0.00
		0.00	36,061.28	0.00	0.00	NA	NA			0.00	0.00
Sub.	0.00	0.00	0.00	0.00	0.00	36,061.28	0.00	36,061.28	0.00	0.00	0.00
		0.00	36,061.28	0.00	0.00	NA	NA			0.00	0.00
TAX DISTRICT: WINSTON-SALEM LEVY TYPE: LATE LIST PENALTY											
2019	98,083.76	23,002.34	2,617.29	18,007.91	93,898.67	85,640.11	8,258.56	83,879.37	22,935.50	2,617.29	15,997.56
		144.31	85,784.42	3,426.63	0.00	91.20 %	8.80 %			144.31	3,420.43
Sub.	98,083.76	23,002.34	2,617.29	18,007.91	93,898.67	85,640.11	8,258.56	83,879.37	22,935.50	2,617.29	15,997.56
		144.31	85,784.42	3,426.63	0.00	91.20 %	8.80 %			144.31	3,420.43

Fiscal Year Activity from July 1, 20XX to June 30, 2020								Activity from July 1, 2019 to June 30, 2020			
Tax Year	Orig. Billed Amt (\$)	Abs. Adj (\$)	Bill Releases (\$)	Disc. Levy (\$)	Net Levy (\$)	Amt Collect. (\$)	Unpaid Balance (\$)	Amt Collect. (\$)	Abs. Adj (\$)	Bill Releases (\$)	Disc. Levy (\$)
		Assessor Refunds (\$)	Net Collections (\$)	Additional Levy (\$)	Collection Fee Amt (\$)	% Coll.	% Uncoll.			Assessor Refunds (\$)	Additional Levy (\$)
TAX DISTRICT: WINSTON-SALEM LEVY TYPE: TAX											
2019	18,642,517.93	445,964.15	157,570.38	72,119.90	18,586,314.19	17,940,910.34	645,403.85	17,927,320.47	445,869.65	157,570.31	57,283.29
		1,839.27	17,942,749.61	475,210.89	0.00	96.53 %	3.47 %			1,839.27	475,190.03
Sub.	18,642,517.93	445,964.15	157,570.38	72,119.90	18,586,314.19	17,940,910.34	645,403.85	17,927,320.47	445,869.65	157,570.31	57,283.29
		1,839.27	17,942,749.61	475,210.89	0.00	96.53 %	3.47 %			1,839.27	475,190.03
TAX DISTRICT: WINSTON-SALEM LEVY TYPE: VEHICLE FEE											
2019	100,830.00	3,600.00	22,335.00	585.00	98,325.00	66,211.59	32,113.41	65,776.59	3,600.00	22,335.00	60.00
		30.00	66,241.59	22,845.00	0.00	67.34 %	32.66 %			30.00	22,815.00
Sub.	100,830.00	3,600.00	22,335.00	585.00	98,325.00	66,211.59	32,113.41	65,776.59	3,600.00	22,335.00	60.00
		30.00	66,241.59	22,845.00	0.00	67.34 %	32.66 %			30.00	22,815.00
Total	22,709,880.75	533,713.56	339,698.47	107,213.38	22,623,885.68	21,934,806.96	730,755.28	21,918,189.02	533,468.01	339,697.14	88,234.97
		2,291.06	21,937,098.02	680,203.58	0.00	96.77 %	3.23 %			2,291.06	680,146.52

Signature (Tax Collector) _____

Report Parameters:

Date Sent to Finance Start: **Min - July 1, 2019**

Date Sent to Finance End: **Max - June 30, 2020**

Abstract Type: **RMV**

Tax District: **FORSYTH**

Levy Type: **Interest, LATE LIST PENALTY, TAX**

Tax Year: **2019**

Year For: **2019, 2018, 2017, 2016, 2015, 2014, 2013, 2012, 2011, 2010, 2009, 2008, 2007, 2006, 2005, 2004, 2003, 2002, 2001, 1999**

Collapse Districts: **N**

Default Sort-By: **Tax Year**

Grouping: **Tax District, Levy Type**

Fiscal Year Activity from July 1, 20XX to June 30, 2020								Activity from July 1, 2019 to June 30, 2020			
Tax Year	Orig. Billed Amt (\$)	Abs. Adj (\$)	Bill Releases (\$)	Disc. Levy (\$)	Net Levy (\$)	Amt Collect. (\$)	Unpaid Balance (\$)	Amt Collect. (\$)	Abs. Adj (\$)	Bill Releases (\$)	Disc. Levy (\$)
		Assessor Refunds (\$)	Net Collections (\$)	Additional Levy (\$)	Collection Fee Amt (\$)	% Coll.	% Uncoll.			Assessor Refunds (\$)	Additional Levy (\$)
TAX DISTRICT: FORSYTH LEVY TYPE: Interest											
2019	0.00	0.00	0.00	0.00	0.00	24.95	0.00	24.95	0.00	0.00	0.00
		0.00	24.95	0.00	0.00	NA	NA			0.00	0.00
Sub.	0.00	0.00	0.00	0.00	0.00	24.95	0.00	24.95	0.00	0.00	0.00
		0.00	24.95	0.00	0.00	NA	NA			0.00	0.00
TAX DISTRICT: FORSYTH LEVY TYPE: LATE LIST PENALTY											
2019	10.13	10.13	0.00	0.00	0.00	0.00	0.00	0.00	10.13	0.00	0.00
		0.00	0.00	0.00	0.00	100 %	0 %			0.00	0.00
Sub.	10.13	10.13	0.00	0.00	0.00	0.00	0.00	0.00	10.13	0.00	0.00
		0.00	0.00	0.00	0.00	100 %	0 %			0.00	0.00

Fiscal Year Activity from July 1, 20XX to June 30, 2020								Activity from July 1, 2019 to June 30, 2020			
Tax Year	Orig. Billed Amt (\$)	Abs. Adj (\$)	Bill Releases (\$)	Disc. Levy (\$)	Net Levy (\$)	Amt Collect. (\$)	Unpaid Balance (\$)	Amt Collect. (\$)	Abs. Adj (\$)	Bill Releases (\$)	Disc. Levy (\$)
		Assessor Refunds (\$)	Net Collections (\$)	Additional Levy (\$)	Collection Fee Amt (\$)	% Coll.	% Uncoll.			Assessor Refunds (\$)	Additional Levy (\$)
TAX DISTRICT: FORSYTH LEVY TYPE: TAX											
2019	986.45	78.50	0.00	0.00	907.95	892.29	15.66	418.03	78.50	0.00	0.00
		0.00	892.29	0.00	0.00	98.28 %	1.72 %			0.00	0.00
Sub.	986.45	78.50	0.00	0.00	907.95	892.29	15.66	418.03	78.50	0.00	0.00
		0.00	892.29	0.00	0.00	98.28 %	1.72 %			0.00	0.00
Total	996.58	88.63	0.00	0.00	907.95	917.24	15.66	442.98	88.63	0.00	0.00
		0.00	917.24	0.00	0.00	98.28 %	1.72 %			0.00	0.00

Signature (Tax Collector) _____

Report Parameters:

Date Sent to Finance Start: **Min - July 1, 2019**

Date Sent to Finance End: **Max - June 30, 2020**

Abstract Type: **RMV**

Tax District: **BEESONS CROSS ROADS, BEESONS SERV DIST, BELEWS CREEK, BETHANIA, CITY VIEW, CLEMMONS, CLEMMONS FIRE DIST, COUNTYWIDE FIRE, DOWNTOWN WS BUS DIST, FOREST HILL, GRIFFITH, GUMTREE, HIGH POINT, HORNEYTOWN, KERNERSVILLE, KING, KING FIRE DIST, LEWISVILLE, LEWISVILLE FIRE DIST, MIN SPRING SERV DIST, MINERAL SPRINGS, MOUNT TABOR, MUNICIPAL SERV DIST, OLD RICHMOND, PINEY GROVE, RURAL HALL, SALEM CHAPEL, SOUTH FORK, SUBURBAN RURAL HALL, TALLEYS CROSSING, TOBACCOVILLE, TRIANGLE, UNION CROSS, VIENNA, WALKERTOWN, WALKERTOWN (NE) FIRE, WEST BEND, WINSTON-SALEM**

Levy Type: **CL STORM WATER, Interest, KE RECYCLE FEE, KE STORM WATER, KE STRMWTR2, LATE LIST PENALTY, TAX, VEHICLE FEE**

Tax Year: **2019**

Year For: **2019, 2018, 2017, 2016, 2015, 2014, 2013, 2012, 2011, 2010, 2009, 2008, 2007, 2006, 2005, 2004, 2003, 2002, 2001, 1999**

Collapse Districts: **N**

Default Sort-By: **Tax Year**

Grouping: **Tax District, Levy Type**

Fiscal Year Activity from July 1, 20XX to June 30, 2020								Activity from July 1, 2019 to June 30, 2020			
Tax Year	Orig. Billed Amt (\$)	Abs. Adj (\$)	Bill Releases (\$)	Disc. Levy (\$)	Net Levy (\$)	Amt Collect. (\$)	Unpaid Balance (\$)	Amt Collect. (\$)	Abs. Adj (\$)	Bill Releases (\$)	Disc. Levy (\$)
		Assessor Refunds (\$)	Net Collections (\$)	Additional Levy (\$)	Collection Fee Amt (\$)	% Coll.	% Uncoll.			Assessor Refunds (\$)	Additional Levy (\$)
TAX DISTRICT: CLEMMONS FIRE DIST LEVY TYPE: TAX											
2019	46.98	0.00	0.00	0.00	46.98	46.98	0.00	13.43	0.00	0.00	0.00
		0.00	46.98	0.00	0.00	100 %	0 %			0.00	0.00
Sub.	46.98	0.00	0.00	0.00	46.98	46.98	0.00	13.43	0.00	0.00	0.00
		0.00	46.98	0.00	0.00	100 %	0 %			0.00	0.00
TAX DISTRICT: COUNTYWIDE FIRE LEVY TYPE: TAX											
2019	2.32	0.00	0.00	0.00	2.32	2.32	0.00	2.32	0.00	0.00	0.00
		0.00	2.32	0.00	0.00	100 %	0 %			0.00	0.00
Sub.	2.32	0.00	0.00	0.00	2.32	2.32	0.00	2.32	0.00	0.00	0.00
		0.00	2.32	0.00	0.00	100 %	0 %			0.00	0.00

Fiscal Year Activity from July 1, 20XX to June 30, 2020								Activity from July 1, 2019 to June 30, 2020			
Tax Year	Orig. Billed Amt (\$)	Abs. Adj (\$)	Bill Releases (\$)	Disc. Levy (\$)	Net Levy (\$)	Amt Collect. (\$)	Unpaid Balance (\$)	Amt Collect. (\$)	Abs. Adj (\$)	Bill Releases (\$)	Disc. Levy (\$)
		Assessor Refunds (\$)	Net Collections (\$)	Additional Levy (\$)	Collection Fee Amt (\$)	% Coll.	% Uncoll.			Assessor Refunds (\$)	Additional Levy (\$)
TAX DISTRICT: GUMTREE LEVY TYPE: Interest											
2019	0.00	0.00	0.00	0.00	0.00	0.56	0.00	0.56	0.00	0.00	0.00
		0.00	0.56	0.00	0.00	NA	NA			0.00	0.00
Sub.	0.00	0.00	0.00	0.00	0.00	0.56	0.00	0.56	0.00	0.00	0.00
		0.00	0.56	0.00	0.00	NA	NA			0.00	0.00
TAX DISTRICT: GUMTREE LEVY TYPE: TAX											
2019	22.48	11.24	0.00	0.00	11.24	11.24	0.00	11.24	11.24	0.00	0.00
		0.00	11.24	0.00	0.00	100 %	0 %			0.00	0.00
Sub.	22.48	11.24	0.00	0.00	11.24	11.24	0.00	11.24	11.24	0.00	0.00
		0.00	11.24	0.00	0.00	100 %	0 %			0.00	0.00
TAX DISTRICT: HORNEYTOWN LEVY TYPE: TAX											
2019	13.88	0.00	0.00	0.00	13.88	13.88	0.00	13.88	0.00	0.00	0.00
		0.00	13.88	0.00	0.00	100 %	0 %			0.00	0.00
Sub.	13.88	0.00	0.00	0.00	13.88	13.88	0.00	13.88	0.00	0.00	0.00
		0.00	13.88	0.00	0.00	100 %	0 %			0.00	0.00
TAX DISTRICT: RURAL HALL LEVY TYPE: TAX											
2019	14.20	0.00	0.00	0.00	14.20	14.20	0.00	0.00	0.00	0.00	0.00
		0.00	14.20	0.00	0.00	100 %	0 %			0.00	0.00
Sub.	14.20	0.00	0.00	0.00	14.20	14.20	0.00	0.00	0.00	0.00	0.00
		0.00	14.20	0.00	0.00	100 %	0 %			0.00	0.00
TAX DISTRICT: WINSTON-SALEM LEVY TYPE: Interest											
2019	0.00	0.00	0.00	0.00	0.00	17.35	0.00	17.35	0.00	0.00	0.00

Fiscal Year Activity from July 1, 20XX to June 30, 2020								Activity from July 1, 2019 to June 30, 2020			
Tax Year	Orig. Billed Amt (\$)	Abs. Adj (\$)	Bill Releases (\$)	Disc. Levy (\$)	Net Levy (\$)	Amt Collect. (\$)	Unpaid Balance (\$)	Amt Collect. (\$)	Abs. Adj (\$)	Bill Releases (\$)	Disc. Levy (\$)
		Assessor Refunds (\$)	Net Collections (\$)	Additional Levy (\$)	Collection Fee Amt (\$)	% Coll.	% Uncoll.			Assessor Refunds (\$)	Additional Levy (\$)
		0.00	17.35	0.00	0.00	NA	NA			0.00	0.00
Sub.	0.00	0.00	0.00	0.00	0.00	17.35	0.00	17.35	0.00	0.00	0.00
		0.00	17.35	0.00	0.00	NA	NA			0.00	0.00
TAX DISTRICT: WINSTON-SALEM LEVY TYPE: LATE LIST PENALTY											
2019	8.36	8.36	0.00	0.00	0.00	0.00	0.00	0.00	8.36	0.00	0.00
		0.00	0.00	0.00	0.00	100 %	0 %			0.00	0.00
Sub.	8.36	8.36	0.00	0.00	0.00	0.00	0.00	0.00	8.36	0.00	0.00
		0.00	0.00	0.00	0.00	100 %	0 %			0.00	0.00
TAX DISTRICT: WINSTON-SALEM LEVY TYPE: TAX											
2019	145.63	0.00	0.00	0.00	145.63	132.70	12.93	83.62	0.00	0.00	0.00
		0.00	132.70	0.00	0.00	91.12 %	8.88 %			0.00	0.00
Sub.	145.63	0.00	0.00	0.00	145.63	132.70	12.93	83.62	0.00	0.00	0.00
		0.00	132.70	0.00	0.00	91.12 %	8.88 %			0.00	0.00
TAX DISTRICT: WINSTON-SALEM LEVY TYPE: VEHICLE FEE											
2019	15.00	0.00	0.00	0.00	15.00	15.00	0.00	0.00	0.00	0.00	0.00
		0.00	15.00	0.00	0.00	100 %	0 %			0.00	0.00
Sub.	15.00	0.00	0.00	0.00	15.00	15.00	0.00	0.00	0.00	0.00	0.00
		0.00	15.00	0.00	0.00	100 %	0 %			0.00	0.00
Total	268.85	19.60	0.00	0.00	249.25	254.23	12.93	142.40	19.60	0.00	0.00
		0.00	254.23	0.00	0.00	94.81 %	5.19 %			0.00	0.00

Signature (Tax Collector) _____

Report Parameters:

Date Sent to Finance Start: **Min - July 1, 2019**

Date Sent to Finance End: **Max - June 30, 2020**

Abstract Type: **BUS,IND,PUB,REI**

Tax District: **FORSYTH**

Levy Type: **Interest, LATE LIST PENALTY, TAX**

Tax Year: **2018, 2017, 2016, 2015, 2014, 2013, 2012, 2011, 2010**

Year For: **2018, 2017, 2016, 2015, 2014, 2013, 2012, 2011, 2010, 2009, 2008, 2007, 2006, 2005, 2004, 2003, 2002, 2001, 1999**

Collapse Districts: **N**

Default Sort-By: **Tax Year**

Grouping: **Tax District,Levy Type**

Fiscal Year Activity from July 1, 20XX to June 30, 2020								Activity from July 1, 2019 to June 30, 2020			
Tax Year	Orig. Billed Amt (\$)	Abs. Adj (\$)	Bill Releases (\$)	Disc. Levy (\$)	Net Levy (\$)	Amt Collect. (\$)	Unpaid Balance (\$)	Amt Collect. (\$)	Abs. Adj (\$)	Bill Releases (\$)	Disc. Levy (\$)
		Assessor Refunds (\$)	Net Collections (\$)	Additional Levy (\$)	Collection Fee Amt (\$)	% Coll.	% Uncoll.			Assessor Refunds (\$)	Additional Levy (\$)
TAX DISTRICT: FORSYTH								LEVY TYPE: Interest			
2018	0.00	0.00	0.00	0.00	0.00	466,236.93	0.00	96,275.89	0.00	0.00	0.00
		0.00	466,236.93	0.00	0.00	NA	NA			0.00	0.00
2017	0.00	0.00	0.00	0.00	0.00	542,446.43	0.00	38,256.90	0.00	0.00	0.00
		0.00	542,446.43	0.00	0.00	NA	NA			0.00	0.00
2016	0.00	0.00	0.00	0.00	0.00	551,611.10	0.00	25,609.73	0.00	0.00	0.00
		0.00	551,611.10	0.00	0.00	NA	NA			0.00	0.00
2015	0.00	0.00	0.00	0.00	0.00	592,968.41	0.00	19,961.74	0.00	0.00	0.00
		0.00	592,968.41	0.00	0.00	NA	NA			0.00	0.00
2014	0.00	0.00	0.00	0.00	0.00	648,833.95	0.00	20,104.47	0.00	0.00	0.00
		0.00	648,833.95	0.00	0.00	NA	NA			0.00	0.00

Fiscal Year Activity from July 1, 20XX to June 30, 2020								Activity from July 1, 2019 to June 30, 2020			
Tax Year	Orig. Billed Amt (\$)	Abs. Adj (\$)	Bill Releases (\$)	Disc. Levy (\$)	Net Levy (\$)	Amt Collect. (\$)	Unpaid Balance (\$)	Amt Collect. (\$)	Abs. Adj (\$)	Bill Releases (\$)	Disc. Levy (\$)
		Assessor Refunds (\$)	Net Collections (\$)	Additional Levy (\$)	Collection Fee Amt (\$)	% Coll.	% Uncoll.			Assessor Refunds (\$)	Additional Levy (\$)
2013	0.00	0.00	0.00	0.00	0.00	690,010.12	0.00	19,726.31	0.00	0.00	0.00
		0.00	690,010.12	0.00	0.00	NA	NA			0.00	0.00
2012	0.00	0.00	0.00	0.00	0.00	680,985.99	0.00	17,522.10	0.00	0.00	0.00
		0.00	680,985.99	0.00	0.00	NA	NA			0.00	0.00
2011	0.00	0.00	0.00	0.00	0.00	774,597.50	0.00	10,625.28	0.00	0.00	0.00
		0.00	774,597.50	0.00	0.00	NA	NA			0.00	0.00
2010	0.00	0.00	0.00	0.00	0.00	919,259.74	0.00	8,693.99	0.00	0.00	0.00
		0.00	919,259.74	0.00	0.00	NA	NA			0.00	0.00
Sub.	0.00	0.00	0.00	0.00	0.00	5,866,950.17	0.00	256,776.41	0.00	0.00	0.00
		0.00	5,866,950.17	0.00	0.00	NA	NA			0.00	0.00
TAX DISTRICT: FORSYTH LEVY TYPE: LATE LIST PENALTY											
2018	177,276.21	43,475.53	76.99	170,869.08	307,774.20	297,862.74	9,911.46	6,750.69	2,246.39	-0.25	0.00
		719.64	298,582.38	3,181.43	0.00	96.78 %	3.22 %			118.24	68.15
2017	130,750.67	45,900.72	86.31	53,799.72	148,001.65	140,973.52	7,028.13	1,709.64	392.32	-0.29	0.00
		1,230.01	142,203.53	9,438.29	0.00	95.25 %	4.75 %			157.00	55.98
2016	118,127.97	110,363.56	8,135.53	206,332.06	211,903.29	205,291.16	6,612.13	518.61	277.85	-0.07	0.00
		1,855.09	207,146.25	5,942.35	0.00	96.88 %	3.12 %			1.96	132.85
2015	120,146.25	36,569.51	10,388.38	269,685.19	345,150.83	339,720.57	5,430.26	353.93	72.74	-0.07	0.00
		1,942.68	341,663.25	2,277.28	0.00	98.43 %	1.57 %			0.00	35.06
2014	136,001.54	24,423.43	4,448.96	29,172.76	139,704.76	134,797.74	4,907.02	323.60	14.56	-0.07	0.00
		948.87	135,746.61	3,402.85	0.00	96.49 %	3.51 %			0.00	0.29
2013	252,671.08	3,867.85	14,193.20	88,707.04	323,556.05	315,772.06	7,783.99	506.47	24.57	0.00	0.00
		114.99	315,887.05	238.98	0.00	97.59 %	2.41 %			0.00	0.32

Fiscal Year Activity from July 1, 20XX to June 30, 2020								Activity from July 1, 2019 to June 30, 2020			
Tax Year	Orig. Billed Amt (\$)	Abs. Adj (\$)	Bill Releases (\$)	Disc. Levy (\$)	Net Levy (\$)	Amt Collect. (\$)	Unpaid Balance (\$)	Amt Collect. (\$)	Abs. Adj (\$)	Bill Releases (\$)	Disc. Levy (\$)
		Assessor Refunds (\$)	Net Collections (\$)	Additional Levy (\$)	Collection Fee Amt (\$)	% Coll.	% Uncoll.			Assessor Refunds (\$)	Additional Levy (\$)
2012	143,474.15	2,081.08	51,432.85	99,176.95	189,316.49	182,610.55	6,705.94	427.24	34.92	0.00	0.00
		84.11	182,694.66	179.32	0.00	96.46 %	3.54 %			19.75	0.00
2011	138,789.32	1,675.53	36,528.80	23,112.93	123,853.29	118,699.38	5,153.91	193.42	27.13	0.00	0.00
		58.52	118,757.90	155.37	0.00	95.84 %	4.16 %			16.36	0.00
2010	144,686.19	1,267.81	73,597.62	215,076.45	284,986.39	275,807.27	9,179.12	215.39	28.01	0.00	0.00
		27.55	275,834.82	89.18	0.00	96.78 %	3.22 %			0.00	0.00
Sub.	1,361,923.38	269,625.02	198,888.64	1,155,932.18	2,074,246.95	2,011,534.99	62,711.96	10,998.99	3,118.49	-0.75	0.00
		6,981.46	2,018,516.45	24,905.05	0.00	96.98 %	3.02 %			313.31	292.65
TAX DISTRICT: FORSYTH LEVY TYPE: TAX											
2018	242,115,258.39	2,019,566.80	9,722.70	570,526.86	241,582,944.45	240,863,837.67	719,106.78	1,006,663.14	299,966.75	486.34	0.00
		222,321.58	241,086,159.25	926,448.70	0.00	99.70 %	0.30 %			135,936.97	151,428.72
2017	237,500,316.30	4,744,261.61	40,051.05	174,592.10	235,893,272.13	235,483,596.07	409,676.06	102,485.25	266,887.23	353.91	0.00
		684,853.12	236,168,449.19	3,002,676.39	0.00	99.83 %	0.17 %			114,138.25	151,235.45
2016	224,275,505.53	2,214,699.92	102,893.38	680,060.45	223,684,715.11	223,299,714.21	385,000.90	52,231.78	157,257.07	461.92	0.00
		397,112.38	223,696,826.59	1,046,742.43	0.00	99.83 %	0.17 %			40,834.36	114,918.54
2015	219,993,018.80	2,236,106.12	86,356.88	1,005,182.22	219,368,595.30	219,089,845.01	278,750.29	53,489.94	1,450.05	457.36	0.00
		460,437.11	219,550,282.12	692,857.28	0.00	99.87 %	0.13 %			123.77	350.67
2014	213,225,437.46	3,486,332.72	97,167.62	96,131.85	210,739,113.11	210,503,299.32	235,813.79	44,201.65	341.05	449.64	0.00
		468,471.80	210,971,771.12	1,001,044.14	0.00	99.89 %	0.11 %			129.05	2.90
2013	211,659,983.99	522,036.22	1,901,228.24	345,373.51	209,615,933.79	209,379,646.18	236,287.61	36,520.57	777.72	449.85	0.00
		460,016.95	209,839,663.13	33,840.75	0.00	99.89 %	0.11 %			0.00	3.23
2012	216,786,829.14	77,017.34	1,138,214.64	349,608.28	215,923,593.94	215,686,607.05	236,986.89	27,232.44	730.21	658.19	0.00
		55,686.04	215,742,293.09	2,388.50	0.00	99.89 %	0.11 %			197.51	0.00

Fiscal Year Activity from July 1, 20XX to June 30, 2020								Activity from July 1, 2019 to June 30, 2020			
Tax Year	Orig. Billed Amt (\$)	Abs. Adj (\$)	Bill Releases (\$)	Disc. Levy (\$)	Net Levy (\$)	Amt Collect. (\$)	Unpaid Balance (\$)	Amt Collect. (\$)	Abs. Adj (\$)	Bill Releases (\$)	Disc. Levy (\$)
		Assessor Refunds (\$)	Net Collections (\$)	Additional Levy (\$)	Collection Fee Amt (\$)	% Coll.	% Uncoll.			Assessor Refunds (\$)	Additional Levy (\$)
2011	213,674,373.90	55,198.60	1,028,498.19	119,925.20	212,712,649.41	212,513,018.87	199,630.54	14,258.08	271.22	574.16	0.00
		41,741.46	212,554,760.33	2,047.10	0.00	99.91 %	0.09 %			86.12	0.00
2010	213,841,100.28	51,062.75	623,051.98	714,647.60	213,883,032.38	213,658,658.00	224,374.38	10,678.52	280.11	285.12	0.00
		39,009.78	213,697,667.78	1,399.23	0.00	99.90 %	0.10 %			0.00	0.00
Sub.	1,993,071,823.79	15,406,282.08	5,027,184.68	4,056,048.07	1,983,403,849.62	1,980,478,222.38	2,925,627.24	1,347,761.37	727,961.41	4,176.49	0.00
		2,829,650.22	1,983,307,872.60	6,709,444.52	0.00	99.85 %	0.15 %			291,446.03	417,939.51
Total	1,994,433,747.17	15,675,907.10	5,226,073.32	5,211,980.25	1,985,478,096.57	1,988,356,707.54	2,988,339.20	1,615,536.77	731,079.90	4,175.74	0.00
		2,836,631.68	1,991,193,339.22	6,734,349.57	0.00	99.85 %	0.15 %			291,759.34	418,232.16

Signature (Tax Collector) _____

Report Parameters:

Date Sent to Finance Start: **Min - July 1, 2019**

Date Sent to Finance End: **Max - June 30, 2020**

Abstract Type: **BUS,IND,PUB,REI**

Tax District: **BEESONS CROSS ROADS, BEESONS SERV DIST, BELEWS CREEK, BETHANIA, CITY VIEW, CLEMMONS, CLEMMONS FIRE DIST, COUNTYWIDE FIRE, DOWNTOWN WS BUS DIST, FOREST HILL, GRIFFITH, GUMTREE, HIGH POINT, HORNEYTOWN, KERNERSVILLE, KING, KING FIRE DIST, LEWISVILLE, LEWISVILLE FIRE DIST, MIN SPRING SERV DIST, MINERAL SPRINGS, MOUNT TABOR, MUNICIPAL SERV DIST, OLD RICHMOND, PINEY GROVE, RURAL HALL, SALEM CHAPEL, SOUTH FORK, SUBURBAN RURAL HALL, TALLEYS CROSSING, TOBACCOVILLE, TRIANGLE, UNION CROSS, VIENNA, WALKERTOWN, WALKERTOWN (NE) FIRE, WEST BEND, WINSTON-SALEM**

Levy Type: **CL STORM WATER, Interest, KE RECYCLE FEE, KE STORM WATER, KE STRMWTR2, LATE LIST PENALTY, TAX, VEHICLE FEE**

Tax Year: **2018, 2017, 2016, 2015, 2014, 2013, 2012, 2011, 2010**

Year For: **2018, 2017, 2016, 2015, 2014, 2013, 2012, 2011, 2010, 2009, 2008, 2007, 2006, 2005, 2004, 2003, 2002, 2001, 1999**

Collapse Districts: **N**

Default Sort-By: **Tax Year**

Grouping: **Tax District,Levy Type**

Fiscal Year Activity from July 1, 20XX to June 30, 2020								Activity from July 1, 2019 to June 30, 2020			
Tax Year	Orig. Billed Amt (\$)	Abs. Adj (\$)	Bill Releases (\$)	Disc. Levy (\$)	Net Levy (\$)	Amt Collect. (\$)	Unpaid Balance (\$)	Amt Collect. (\$)	Abs. Adj (\$)	Bill Releases (\$)	Disc. Levy (\$)
		Assessor Refunds (\$)	Net Collections (\$)	Additional Levy (\$)	Collection Fee Amt (\$)	% Coll.	% Uncoll.			Assessor Refunds (\$)	Additional Levy (\$)
TAX DISTRICT: BEESONS CROSS ROADS LEVY TYPE: Interest											
2018	0.00	0.00	0.00	0.00	0.00	789.24	0.00	98.25	0.00	0.00	0.00
		0.00	789.24	0.00	0.00	NA	NA			0.00	0.00
2017	0.00	0.00	0.00	0.00	0.00	672.87	0.00	41.27	0.00	0.00	0.00
		0.00	672.87	0.00	0.00	NA	NA			0.00	0.00
2016	0.00	0.00	0.00	0.00	0.00	586.92	0.00	21.82	0.00	0.00	0.00
		0.00	586.92	0.00	0.00	NA	NA			0.00	0.00
2015	0.00	0.00	0.00	0.00	0.00	1,186.60	0.00	0.00	0.00	0.00	0.00
		0.00	1,186.60	0.00	0.00	NA	NA			0.00	0.00

Fiscal Year Activity from July 1, 20XX to June 30, 2020								Activity from July 1, 2019 to June 30, 2020			
Tax Year	Orig. Billed Amt (\$)	Abs. Adj (\$)	Bill Releases (\$)	Disc. Levy (\$)	Net Levy (\$)	Amt Collect. (\$)	Unpaid Balance (\$)	Amt Collect. (\$)	Abs. Adj (\$)	Bill Releases (\$)	Disc. Levy (\$)
		Assessor Refunds (\$)	Net Collections (\$)	Additional Levy (\$)	Collection Fee Amt (\$)	% Coll.	% Uncoll.			Assessor Refunds (\$)	Additional Levy (\$)
2014	0.00	0.00	0.00	0.00	0.00	880.21	0.00	2.11	0.00	0.00	0.00
		0.00	880.21	0.00	0.00	NA	NA			0.00	0.00
2013	0.00	0.00	0.00	0.00	0.00	908.77	0.00	20.68	0.00	0.00	0.00
		0.00	908.77	0.00	0.00	NA	NA			0.00	0.00
2012	0.00	0.00	0.00	0.00	0.00	688.79	0.00	0.12	0.00	0.00	0.00
		0.00	688.79	0.00	0.00	NA	NA			0.00	0.00
2011	0.00	0.00	0.00	0.00	0.00	903.08	0.00	0.00	0.00	0.00	0.00
		0.00	903.08	0.00	0.00	NA	NA			0.00	0.00
2010	0.00	0.00	0.00	0.00	0.00	674.81	0.00	0.00	0.00	0.00	0.00
		0.00	674.81	0.00	0.00	NA	NA			0.00	0.00
Sub.	0.00	0.00	0.00	0.00	0.00	7,291.29	0.00	184.25	0.00	0.00	0.00
		0.00	7,291.29	0.00	0.00	NA	NA			0.00	0.00
TAX DISTRICT: BEESONS CROSS ROADS			LEVY TYPE: LATE LIST PENALTY								
2018	63.66	26.45	0.19	27.68	65.01	53.56	11.45	0.71	0.00	0.00	0.00
		0.00	53.56	0.31	0.00	82.39 %	17.61 %			0.00	0.00
2017	57.70	5.47	0.18	21.47	73.52	69.03	4.49	0.00	0.00	0.00	0.00
		0.00	69.03	0.00	0.00	93.89 %	6.11 %			0.00	0.00
2016	73.66	5.62	0.19	12.72	80.83	77.75	3.08	0.00	0.00	0.00	0.00
		0.00	77.75	0.26	0.00	96.19 %	3.81 %			0.00	0.00
2015	71.19	10.50	142.25	163.39	82.27	79.97	2.30	0.00	0.00	0.00	0.00
		0.00	79.97	0.44	0.00	97.20 %	2.80 %			0.00	0.00
2014	35.67	3.97	0.10	10.09	41.69	36.73	4.96	0.33	0.00	0.00	0.00
		0.00	36.73	0.00	0.00	88.10 %	11.90 %			0.00	0.00

Fiscal Year Activity from July 1, 20XX to June 30, 2020								Activity from July 1, 2019 to June 30, 2020			
Tax Year	Orig. Billed Amt (\$)	Abs. Adj (\$)	Bill Releases (\$)	Disc. Levy (\$)	Net Levy (\$)	Amt Collect. (\$)	Unpaid Balance (\$)	Amt Collect. (\$)	Abs. Adj (\$)	Bill Releases (\$)	Disc. Levy (\$)
		Assessor Refunds (\$)	Net Collections (\$)	Additional Levy (\$)	Collection Fee Amt (\$)	% Coll.	% Uncoll.			Assessor Refunds (\$)	Additional Levy (\$)
2013	41.96	0.83	0.52	5.91	46.52	33.04	13.48	0.55	0.00	0.00	0.00
		0.00	33.04	0.00	0.00	71.02 %	28.98 %			0.00	0.00
2012	59.87	0.41	5.35	28.37	82.48	75.76	6.72	0.00	0.00	0.00	0.00
		0.00	75.76	0.00	0.00	91.85 %	8.15 %			0.00	0.00
2011	43.91	0.26	0.17	0.00	43.48	41.69	1.79	0.00	0.00	0.00	0.00
		0.00	41.69	0.00	0.00	95.88 %	4.12 %			0.00	0.00
2010	84.53	0.10	86.63	119.13	116.93	91.18	25.75	0.00	0.00	0.00	0.00
		0.00	91.18	0.00	0.00	77.98 %	22.02 %			0.00	0.00
Sub.	532.15	53.61	235.58	388.76	632.73	558.71	74.02	1.59	0.00	0.00	0.00
		0.00	558.71	1.01	0.00	88.30 %	11.70 %			0.00	0.00
TAX DISTRICT: BEESONS CROSS ROADS			LEVY TYPE: TAX								
2018	273,664.94	1,999.42	16.85	99.74	275,237.42	274,527.88	709.54	1,420.26	4.24	0.07	0.00
		4.24	274,532.12	3,489.01	0.00	99.74 %	0.26 %			4.24	0.00
2017	258,140.03	1,352.83	922.04	57.50	256,989.14	256,488.33	500.81	269.76	4.09	0.00	0.00
		4.09	256,492.42	1,066.48	0.00	99.81 %	0.19 %			4.09	0.00
2016	229,744.88	603.14	9.70	49.76	229,419.10	229,208.69	210.41	100.50	4.31	0.00	0.00
		9.57	229,218.26	237.30	0.00	99.91 %	0.09 %			4.31	0.00
2015	229,340.72	926.10	367.30	441.55	232,780.93	232,567.80	213.13	-4.31	4.31	0.00	0.00
		4.31	232,572.11	4,292.06	0.00	99.91 %	0.09 %			4.31	0.00
2014	229,452.06	768.51	17.22	48.19	229,372.41	229,326.75	45.66	0.13	4.31	0.00	0.00
		13.64	229,340.39	657.89	0.00	99.98 %	0.02 %			4.31	0.00
2013	226,829.82	5.06	1,000.33	20.43	225,844.86	225,635.55	209.31	41.40	0.00	0.00	0.00
		0.00	225,635.55	0.00	0.00	99.91 %	0.09 %			0.00	0.00

Fiscal Year Activity from July 1, 20XX to June 30, 2020								Activity from July 1, 2019 to June 30, 2020			
Tax Year	Orig. Billed Amt (\$)	Abs. Adj (\$)	Bill Releases (\$)	Disc. Levy (\$)	Net Levy (\$)	Amt Collect. (\$)	Unpaid Balance (\$)	Amt Collect. (\$)	Abs. Adj (\$)	Bill Releases (\$)	Disc. Levy (\$)
		Assessor Refunds (\$)	Net Collections (\$)	Additional Levy (\$)	Collection Fee Amt (\$)	% Coll.	% Uncoll.			Assessor Refunds (\$)	Additional Levy (\$)
2012	227,414.27	1.62	635.89	76.46	226,853.22	226,730.39	122.83	2.34	0.00	0.00	0.00
		0.00	226,730.39	0.00	0.00	99.95 %	0.05 %			0.00	0.00
2011	228,359.58	1.04	1,424.76	1,407.40	228,341.18	228,268.96	72.22	0.00	0.00	0.00	0.00
		0.00	228,268.96	0.00	0.00	99.97 %	0.03 %			0.00	0.00
2010	199,886.07	0.96	205.20	580.71	200,260.62	200,008.85	251.77	0.00	0.00	0.00	0.00
		0.00	200,008.85	0.00	0.00	99.87 %	0.13 %			0.00	0.00
Sub.	2,102,832.37	5,658.68	4,599.29	2,781.74	2,105,098.88	2,102,763.20	2,335.68	1,830.08	21.26	0.07	0.00
		35.85	2,102,799.05	9,742.74	0.00	99.89 %	0.11 %			21.26	0.00
TAX DISTRICT: BEESONS SERV DIST LEVY TYPE: Interest											
2018	0.00	0.00	0.00	0.00	0.00	60.01	0.00	14.65	0.00	0.00	0.00
		0.00	60.01	0.00	0.00	NA	NA			0.00	0.00
2017	0.00	0.00	0.00	0.00	0.00	71.77	0.00	0.82	0.00	0.00	0.00
		0.00	71.77	0.00	0.00	NA	NA			0.00	0.00
2016	0.00	0.00	0.00	0.00	0.00	52.95	0.00	0.00	0.00	0.00	0.00
		0.00	52.95	0.00	0.00	NA	NA			0.00	0.00
2015	0.00	0.00	0.00	0.00	0.00	49.95	0.00	0.15	0.00	0.00	0.00
		0.00	49.95	0.00	0.00	NA	NA			0.00	0.00
2014	0.00	0.00	0.00	0.00	0.00	41.45	0.00	0.00	0.00	0.00	0.00
		0.00	41.45	0.00	0.00	NA	NA			0.00	0.00
2013	0.00	0.00	0.00	0.00	0.00	42.26	0.00	0.00	0.00	0.00	0.00
		0.00	42.26	0.00	0.00	NA	NA			0.00	0.00
Sub.	0.00	0.00	0.00	0.00	0.00	318.39	0.00	15.62	0.00	0.00	0.00
		0.00	318.39	0.00	0.00	NA	NA			0.00	0.00

Fiscal Year Activity from July 1, 20XX to June 30, 2020								Activity from July 1, 2019 to June 30, 2020			
Tax Year	Orig. Billed Amt (\$)	Abs. Adj (\$)	Bill Releases (\$)	Disc. Levy (\$)	Net Levy (\$)	Amt Collect. (\$)	Unpaid Balance (\$)	Amt Collect. (\$)	Abs. Adj (\$)	Bill Releases (\$)	Disc. Levy (\$)
		Assessor Refunds (\$)	Net Collections (\$)	Additional Levy (\$)	Collection Fee Amt (\$)	% Coll.	% Uncoll.			Assessor Refunds (\$)	Additional Levy (\$)
TAX DISTRICT: BEESONS SERV DIST LEVY TYPE: LATE LIST PENALTY											
2018	6.59	0.00	0.03	10.66	17.22	17.22	0.00	0.07	0.00	0.00	0.00
		0.00	17.22	0.00	0.00	100 %	0 %			0.00	0.00
2017	4.55	0.00	0.04	0.00	4.51	4.51	0.00	0.00	0.00	0.00	0.00
		0.00	4.51	0.00	0.00	100 %	0 %			0.00	0.00
2016	1.62	0.04	0.09	1.74	3.92	3.92	0.00	0.00	0.00	0.00	0.00
		0.00	3.92	0.69	0.00	100 %	0 %			0.00	0.00
2015	1.53	0.00	0.00	0.63	2.16	2.12	0.04	0.04	0.00	0.00	0.00
		0.00	2.12	0.00	0.00	98.15 %	1.85 %			0.00	0.00
2014	1.76	0.00	0.04	0.13	1.85	1.81	0.04	0.00	0.00	0.00	0.00
		0.00	1.81	0.00	0.00	97.84 %	2.16 %			0.00	0.00
2013	4.06	0.00	0.75	0.00	3.31	3.26	0.05	0.00	0.00	0.00	0.00
		0.00	3.26	0.00	0.00	98.49 %	1.51 %			0.00	0.00
Sub.	20.11	0.04	0.95	13.16	32.97	32.84	0.13	0.11	0.00	0.00	0.00
		0.00	32.84	0.69	0.00	99.61 %	0.39 %			0.00	0.00
TAX DISTRICT: BEESONS SERV DIST LEVY TYPE: TAX											
2018	28,966.36	104.82	2.31	27.80	29,044.15	29,043.72	0.43	172.86	0.00	0.00	0.00
		0.00	29,043.72	157.12	0.00	100.00 %	0.00 %			0.00	0.00
2017	28,300.68	372.45	2.19	0.00	28,034.49	28,034.49	0.00	5.06	0.00	0.02	0.00
		0.00	28,034.49	108.45	0.00	100 %	0 %			0.00	0.00
2016	23,739.40	0.38	2.24	6.90	23,750.56	23,750.56	0.00	0.00	0.00	0.00	0.00
		0.00	23,750.56	6.88	0.00	100 %	0 %			0.00	0.00

Fiscal Year Activity from July 1, 20XX to June 30, 2020								Activity from July 1, 2019 to June 30, 2020			
Tax Year	Orig. Billed Amt (\$)	Abs. Adj (\$)	Bill Releases (\$)	Disc. Levy (\$)	Net Levy (\$)	Amt Collect. (\$)	Unpaid Balance (\$)	Amt Collect. (\$)	Abs. Adj (\$)	Bill Releases (\$)	Disc. Levy (\$)
		Assessor Refunds (\$)	Net Collections (\$)	Additional Levy (\$)	Collection Fee Amt (\$)	% Coll.	% Uncoll.			Assessor Refunds (\$)	Additional Levy (\$)
2015	23,704.46	0.00	1.73	3.13	23,705.86	23,705.48	0.38	0.38	0.00	0.00	0.00
		0.00	23,705.48	0.00	0.00	100.00 %	0.00 %			0.00	0.00
2014	24,364.43	0.00	1.28	0.64	24,363.79	24,363.36	0.43	0.00	0.00	0.00	0.00
		0.00	24,363.36	0.00	0.00	100.00 %	0.00 %			0.00	0.00
2013	25,222.16	0.00	526.28	0.00	24,695.88	24,695.40	0.48	0.00	0.00	0.00	0.00
		0.00	24,695.40	0.00	0.00	100.00 %	0.00 %			0.00	0.00
Sub.	154,297.49	477.65	536.03	38.47	153,594.73	153,593.01	1.72	178.30	0.00	0.02	0.00
		0.00	153,593.01	272.45	0.00	100.00 %	0.00 %			0.00	0.00
TAX DISTRICT: BELEWS CREEK LEVY TYPE: Interest											
2018	0.00	0.00	0.00	0.00	0.00	918.10	0.00	178.02	0.00	0.00	0.00
		0.00	918.10	0.00	0.00	NA	NA			0.00	0.00
2017	0.00	0.00	0.00	0.00	0.00	1,299.28	0.00	31.28	0.00	0.00	0.00
		0.00	1,299.28	0.00	0.00	NA	NA			0.00	0.00
2016	0.00	0.00	0.00	0.00	0.00	1,168.35	0.00	35.17	0.00	0.00	0.00
		0.00	1,168.35	0.00	0.00	NA	NA			0.00	0.00
2015	0.00	0.00	0.00	0.00	0.00	768.02	0.00	96.46	0.00	0.00	0.00
		0.00	768.02	0.00	0.00	NA	NA			0.00	0.00
2014	0.00	0.00	0.00	0.00	0.00	920.91	0.00	0.44	0.00	0.00	0.00
		0.00	920.91	0.00	0.00	NA	NA			0.00	0.00
2013	0.00	0.00	0.00	0.00	0.00	686.42	0.00	6.53	0.00	0.00	0.00
		0.00	686.42	0.00	0.00	NA	NA			0.00	0.00
2012	0.00	0.00	0.00	0.00	0.00	788.09	0.00	0.00	0.00	0.00	0.00
		0.00	788.09	0.00	0.00	NA	NA			0.00	0.00

Fiscal Year Activity from July 1, 20XX to June 30, 2020								Activity from July 1, 2019 to June 30, 2020			
Tax Year	Orig. Billed Amt (\$)	Abs. Adj (\$)	Bill Releases (\$)	Disc. Levy (\$)	Net Levy (\$)	Amt Collect. (\$)	Unpaid Balance (\$)	Amt Collect. (\$)	Abs. Adj (\$)	Bill Releases (\$)	Disc. Levy (\$)
		Assessor Refunds (\$)	Net Collections (\$)	Additional Levy (\$)	Collection Fee Amt (\$)	% Coll.	% Uncoll.			Assessor Refunds (\$)	Additional Levy (\$)
2011	0.00	0.00	0.00	0.00	0.00	743.89	0.00	8.52	0.00	0.00	0.00
		0.00	743.89	0.00	0.00	NA	NA			0.00	0.00
2010	0.00	0.00	0.00	0.00	0.00	892.35	0.00	0.00	0.00	0.00	0.00
		0.00	892.35	0.00	0.00	NA	NA			0.00	0.00
Sub.	0.00	0.00	0.00	0.00	0.00	8,185.41	0.00	356.42	0.00	0.00	0.00
		0.00	8,185.41	0.00	0.00	NA	NA			0.00	0.00
TAX DISTRICT: BELEWS CREEK LEVY TYPE: LATE LIST PENALTY											
2018	124.33	6.99	0.37	60.74	182.69	158.64	24.05	16.19	4.87	0.00	0.00
		0.00	158.64	4.98	0.00	86.84 %	13.16 %			0.00	4.87
2017	132.91	17.35	0.43	57.73	180.67	168.22	12.45	1.84	4.81	0.00	0.00
		0.00	168.22	7.81	0.00	93.11 %	6.89 %			0.00	4.81
2016	126.18	16.88	9.02	13.89	137.53	125.05	12.48	0.00	4.91	0.00	0.00
		0.11	125.16	23.36	0.00	90.93 %	9.07 %			0.00	4.91
2015	77.44	9.97	0.17	55.64	127.68	123.55	4.13	4.45	3.57	0.00	0.00
		0.66	124.21	4.74	0.00	96.77 %	3.23 %			0.00	3.57
2014	79.00	12.50	7.99	48.26	107.94	103.52	4.42	0.00	0.00	0.00	0.00
		0.89	104.41	1.17	0.00	95.91 %	4.09 %			0.00	0.00
2013	77.37	7.02	6.97	10.35	74.94	72.77	2.17	1.82	0.00	0.00	0.00
		0.00	72.77	1.21	0.00	97.10 %	2.90 %			0.00	0.00
2012	72.79	2.58	1.40	10.17	80.20	70.49	9.71	0.00	0.00	0.00	0.00
		0.00	70.49	1.22	0.00	87.89 %	12.11 %			0.00	0.00
2011	78.13	1.50	0.70	0.87	76.80	75.16	1.64	0.00	0.00	0.00	0.00
		0.00	75.16	0.00	0.00	97.86 %	2.14 %			0.00	0.00

Fiscal Year Activity from July 1, 20XX to June 30, 2020								Activity from July 1, 2019 to June 30, 2020			
Tax Year	Orig. Billed Amt (\$)	Abs. Adj (\$)	Bill Releases (\$)	Disc. Levy (\$)	Net Levy (\$)	Amt Collect. (\$)	Unpaid Balance (\$)	Amt Collect. (\$)	Abs. Adj (\$)	Bill Releases (\$)	Disc. Levy (\$)
		Assessor Refunds (\$)	Net Collections (\$)	Additional Levy (\$)	Collection Fee Amt (\$)	% Coll.	% Uncoll.			Assessor Refunds (\$)	Additional Levy (\$)
2010	92.92	1.48	37.42	50.44	104.46	102.88	1.58	0.00	0.00	0.00	0.00
		0.00	102.88	0.00	0.00	98.49 %	1.51 %			0.00	0.00
Sub.	861.07	76.27	64.47	308.09	1,072.91	1,000.28	72.63	24.30	18.16	0.00	0.00
		1.66	1,001.94	44.49	0.00	93.23 %	6.77 %			0.00	18.16
TAX DISTRICT: BELEWS CREEK LEVY TYPE: TAX											
2018	357,852.83	1,044.15	33.65	230.62	357,710.44	356,511.30	1,199.14	2,150.38	48.70	0.37	0.00
		0.00	356,511.30	704.79	0.00	99.66 %	0.34 %			0.00	48.70
2017	340,220.08	1,402.68	18.49	211.74	341,953.91	341,358.29	595.62	215.28	48.12	0.02	0.00
		99.06	341,457.35	2,943.26	0.00	99.83 %	0.17 %			0.00	48.12
2016	320,752.13	2,439.03	38.78	47.54	319,922.42	319,559.42	363.00	68.42	49.10	0.00	0.00
		129.80	319,689.22	1,600.56	0.00	99.89 %	0.11 %			0.00	49.10
2015	216,462.00	538.60	10.23	205.55	216,467.80	216,352.84	114.96	247.23	35.71	0.00	0.00
		74.01	216,426.85	349.08	0.00	99.95 %	0.05 %			0.00	35.71
2014	215,009.26	1,412.82	47.46	191.78	215,251.14	215,136.51	114.63	8.23	0.00	0.00	0.00
		282.26	215,418.77	1,510.38	0.00	99.95 %	0.05 %			0.00	0.00
2013	214,268.07	109.37	1,157.45	44.68	213,058.07	212,964.98	93.09	9.02	0.00	0.08	0.00
		36.90	213,001.88	12.14	0.00	99.96 %	0.04 %			0.00	0.00
2012	216,694.04	65.57	1,345.63	905.76	216,200.80	216,042.95	157.85	0.00	0.00	0.00	0.00
		34.44	216,077.39	12.20	0.00	99.93 %	0.07 %			0.00	0.00
2011	212,791.68	14.96	363.22	24.60	212,438.10	212,397.68	40.42	0.00	0.00	0.00	0.00
		0.00	212,397.68	0.00	0.00	99.98 %	0.02 %			0.00	0.00
2010	211,300.17	14.87	208.75	301.16	211,377.71	211,361.27	16.44	0.00	0.00	0.00	0.00

Fiscal Year Activity from July 1, 20XX to June 30, 2020								Activity from July 1, 2019 to June 30, 2020			
Tax Year	Orig. Billed Amt (\$)	Abs. Adj (\$)	Bill Releases (\$)	Disc. Levy (\$)	Net Levy (\$)	Amt Collect. (\$)	Unpaid Balance (\$)	Amt Collect. (\$)	Abs. Adj (\$)	Bill Releases (\$)	Disc. Levy (\$)
		Assessor Refunds (\$)	Net Collections (\$)	Additional Levy (\$)	Collection Fee Amt (\$)	% Coll.	% Uncoll.			Assessor Refunds (\$)	Additional Levy (\$)
		0.00	211,361.27	0.00	0.00	99.99 %	0.01 %			0.00	0.00
Sub.	2,305,350.26	7,042.05	3,223.66	2,163.43	2,304,380.39	2,301,685.24	2,695.15	2,698.56	181.63	0.47	0.00
		656.47	2,302,341.71	7,132.41	0.00	99.88 %	0.12 %			0.00	181.63
TAX DISTRICT: BETHANIA LEVY TYPE: Interest											
2018	0.00	0.00	0.00	0.00	0.00	134.32	0.00	14.40	0.00	0.00	0.00
		0.00	134.32	0.00	0.00	NA	NA			0.00	0.00
2017	0.00	0.00	0.00	0.00	0.00	183.02	0.00	0.00	0.00	0.00	0.00
		0.00	183.02	0.00	0.00	NA	NA			0.00	0.00
2016	0.00	0.00	0.00	0.00	0.00	233.14	0.00	0.00	0.00	0.00	0.00
		0.00	233.14	0.00	0.00	NA	NA			0.00	0.00
2015	0.00	0.00	0.00	0.00	0.00	303.87	0.00	0.00	0.00	0.00	0.00
		0.00	303.87	0.00	0.00	NA	NA			0.00	0.00
2014	0.00	0.00	0.00	0.00	0.00	231.01	0.00	0.19	0.00	0.00	0.00
		0.00	231.01	0.00	0.00	NA	NA			0.00	0.00
2013	0.00	0.00	0.00	0.00	0.00	274.77	0.00	1.04	0.00	0.00	0.00
		0.00	274.77	0.00	0.00	NA	NA			0.00	0.00
2012	0.00	0.00	0.00	0.00	0.00	312.62	0.00	0.00	0.00	0.00	0.00
		0.00	312.62	0.00	0.00	NA	NA			0.00	0.00
2011	0.00	0.00	0.00	0.00	0.00	244.97	0.00	0.00	0.00	0.00	0.00
		0.00	244.97	0.00	0.00	NA	NA			0.00	0.00

Fiscal Year Activity from July 1, 20XX to June 30, 2020								Activity from July 1, 2019 to June 30, 2020			
Tax Year	Orig. Billed Amt (\$)	Abs. Adj (\$)	Bill Releases (\$)	Disc. Levy (\$)	Net Levy (\$)	Amt Collect. (\$)	Unpaid Balance (\$)	Amt Collect. (\$)	Abs. Adj (\$)	Bill Releases (\$)	Disc. Levy (\$)
		Assessor Refunds (\$)	Net Collections (\$)	Additional Levy (\$)	Collection Fee Amt (\$)	% Coll.	% Uncoll.			Assessor Refunds (\$)	Additional Levy (\$)
2010	0.00	0.00	0.00	0.00	0.00	302.98	0.00	0.00	0.00	0.00	0.00
		0.00	302.98	0.00	0.00	NA	NA			0.00	0.00
Sub.	0.00	0.00	0.00	0.00	0.00	2,220.70	0.00	15.63	0.00	0.00	0.00
		0.00	2,220.70	0.00	0.00	NA	NA			0.00	0.00
TAX DISTRICT: BETHANIA LEVY TYPE: LATE LIST PENALTY											
2018	7.60	0.00	0.09	2.63	10.14	9.54	0.60	0.00	0.00	0.00	0.00
		0.00	9.54	0.00	0.00	94.08 %	5.92 %			0.00	0.00
2017	3.44	0.00	0.09	6.04	14.09	14.09	0.00	0.00	0.00	0.00	0.00
		0.00	14.09	4.70	0.00	100 %	0 %			0.00	0.00
2016	36.74	0.00	0.09	0.00	36.65	36.65	0.00	0.00	0.00	0.00	0.00
		0.00	36.65	0.00	0.00	100 %	0 %			0.00	0.00
2015	25.10	0.00	0.09	41.22	66.23	66.23	0.00	0.00	0.00	0.00	0.00
		0.00	66.23	0.00	0.00	100 %	0 %			0.00	0.00
2014	22.15	0.00	0.00	0.00	22.15	22.15	0.00	0.00	0.00	0.00	0.00
		0.00	22.15	0.00	0.00	100 %	0 %			0.00	0.00
2013	35.33	0.00	0.00	3.14	38.47	33.70	4.77	0.00	0.00	0.00	0.00
		0.00	33.70	0.00	0.00	87.60 %	12.40 %			0.00	0.00
2012	4.13	0.00	2.89	4.09	5.33	4.03	1.30	0.00	0.00	0.00	0.00
		0.00	4.03	0.00	0.00	75.61 %	24.39 %			0.00	0.00
2011	11.44	0.00	0.00	10.18	21.62	21.62	0.00	0.00	0.00	0.00	0.00
		0.00	21.62	0.00	0.00	100 %	0 %			0.00	0.00
2010	15.44	0.00	21.62	31.85	25.67	25.67	0.00	0.00	0.00	0.00	0.00

Fiscal Year Activity from July 1, 20XX to June 30, 2020								Activity from July 1, 2019 to June 30, 2020			
Tax Year	Orig. Billed Amt (\$)	Abs. Adj (\$)	Bill Releases (\$)	Disc. Levy (\$)	Net Levy (\$)	Amt Collect. (\$)	Unpaid Balance (\$)	Amt Collect. (\$)	Abs. Adj (\$)	Bill Releases (\$)	Disc. Levy (\$)
		Assessor Refunds (\$)	Net Collections (\$)	Additional Levy (\$)	Collection Fee Amt (\$)	% Coll.	% Uncoll.			Assessor Refunds (\$)	Additional Levy (\$)
		0.00	25.67	0.00	0.00	100 %	0 %			0.00	0.00
Sub.	161.37	0.00	24.87	99.15	240.35	233.68	6.67	0.00	0.00	0.00	0.00
		0.00	233.68	4.70	0.00	97.22 %	2.78 %			0.00	0.00
TAX DISTRICT: BETHANIA LEVY TYPE: TAX											
2018	94,278.82	703.80	4.11	11.96	93,582.87	93,209.32	373.55	97.77	0.00	0.00	0.00
		33.30	93,242.62	0.00	0.00	99.60 %	0.40 %			0.00	0.00
2017	93,620.67	85.73	43.55	12.08	93,589.51	93,070.21	519.30	0.00	0.00	0.00	0.00
		0.00	93,070.21	86.04	0.00	99.45 %	0.55 %			0.00	0.00
2016	92,499.27	236.23	63.78	0.00	92,199.26	91,833.56	365.70	0.00	0.00	0.00	0.00
		0.00	91,833.56	0.00	0.00	99.60 %	0.40 %			0.00	0.00
2015	89,650.61	157.03	63.80	133.77	89,569.80	89,204.10	365.70	0.00	0.00	0.00	0.00
		0.00	89,204.10	6.25	0.00	99.59 %	0.41 %			0.00	0.00
2014	86,902.51	534.68	62.57	0.00	86,310.44	85,944.74	365.70	0.42	0.00	0.00	0.00
		0.00	85,944.74	5.18	0.00	99.58 %	0.42 %			0.00	0.00
2013	87,212.25	0.00	81.92	15.68	87,146.01	86,748.31	397.70	1.80	0.00	0.00	0.00
		0.00	86,748.31	0.00	0.00	99.54 %	0.46 %			0.00	0.00
2012	99,669.83	0.00	50.76	16.17	99,635.24	99,214.92	420.32	0.00	0.00	0.00	0.00
		0.00	99,214.92	0.00	0.00	99.58 %	0.42 %			0.00	0.00
2011	100,573.37	0.00	49.28	40.15	100,564.24	100,156.88	407.36	0.00	0.00	0.00	0.00
		0.00	100,156.88	0.00	0.00	99.59 %	0.41 %			0.00	0.00

Fiscal Year Activity from July 1, 20XX to June 30, 2020								Activity from July 1, 2019 to June 30, 2020			
Tax Year	Orig. Billed Amt (\$)	Abs. Adj (\$)	Bill Releases (\$)	Disc. Levy (\$)	Net Levy (\$)	Amt Collect. (\$)	Unpaid Balance (\$)	Amt Collect. (\$)	Abs. Adj (\$)	Bill Releases (\$)	Disc. Levy (\$)
		Assessor Refunds (\$)	Net Collections (\$)	Additional Levy (\$)	Collection Fee Amt (\$)	% Coll.	% Uncoll.			Assessor Refunds (\$)	Additional Levy (\$)
2010	110,456.57	0.00	82.75	137.68	110,511.50	110,065.95	445.55	0.00	0.00	0.00	0.00
		0.00	110,065.95	0.00	0.00	99.60 %	0.40 %			0.00	0.00
Sub.	854,863.90	1,717.47	502.52	367.49	853,108.87	849,447.99	3,660.88	99.99	0.00	0.00	0.00
		33.30	849,481.29	97.47	0.00	99.57 %	0.43 %			0.00	0.00
TAX DISTRICT: CITY VIEW LEVY TYPE: Interest											
2018	0.00	0.00	0.00	0.00	0.00	107.68	0.00	26.76	0.00	0.00	0.00
		0.00	107.68	0.00	0.00	NA	NA			0.00	0.00
2017	0.00	0.00	0.00	0.00	0.00	86.62	0.00	8.67	0.00	0.00	0.00
		0.00	86.62	0.00	0.00	NA	NA			0.00	0.00
2016	0.00	0.00	0.00	0.00	0.00	103.85	0.00	0.00	0.00	0.00	0.00
		0.00	103.85	0.00	0.00	NA	NA			0.00	0.00
2015	0.00	0.00	0.00	0.00	0.00	106.39	0.00	0.00	0.00	0.00	0.00
		0.00	106.39	0.00	0.00	NA	NA			0.00	0.00
2014	0.00	0.00	0.00	0.00	0.00	152.47	0.00	0.00	0.00	0.00	0.00
		0.00	152.47	0.00	0.00	NA	NA			0.00	0.00
2013	0.00	0.00	0.00	0.00	0.00	94.77	0.00	3.23	0.00	0.00	0.00
		0.00	94.77	0.00	0.00	NA	NA			0.00	0.00
2012	0.00	0.00	0.00	0.00	0.00	126.26	0.00	0.00	0.00	0.00	0.00
		0.00	126.26	0.00	0.00	NA	NA			0.00	0.00
2011	0.00	0.00	0.00	0.00	0.00	191.54	0.00	0.00	0.00	0.00	0.00
		0.00	191.54	0.00	0.00	NA	NA			0.00	0.00
2010	0.00	0.00	0.00	0.00	0.00	203.97	0.00	0.29	0.00	0.00	0.00

Fiscal Year Activity from July 1, 20XX to June 30, 2020								Activity from July 1, 2019 to June 30, 2020			
Tax Year	Orig. Billed Amt (\$)	Abs. Adj (\$)	Bill Releases (\$)	Disc. Levy (\$)	Net Levy (\$)	Amt Collect. (\$)	Unpaid Balance (\$)	Amt Collect. (\$)	Abs. Adj (\$)	Bill Releases (\$)	Disc. Levy (\$)
		Assessor Refunds (\$)	Net Collections (\$)	Additional Levy (\$)	Collection Fee Amt (\$)	% Coll.	% Uncoll.			Assessor Refunds (\$)	Additional Levy (\$)
		0.00	203.97	0.00	0.00	NA	NA			0.00	0.00
Sub.	0.00	0.00	0.00	0.00	0.00	1,173.55	0.00	38.95	0.00	0.00	0.00
		0.00	1,173.55	0.00	0.00	NA	NA			0.00	0.00
TAX DISTRICT: CITY VIEW LEVY TYPE: LATE LIST PENALTY											
2018	7.77	0.98	0.05	16.63	23.64	9.80	13.84	0.00	0.27	0.00	0.00
		0.00	9.80	0.27	0.00	41.46 %	58.54 %			0.00	0.27
2017	6.25	0.26	0.17	1.74	7.82	5.50	2.32	0.00	0.26	0.00	0.00
		0.00	5.50	0.26	0.00	70.33 %	29.67 %			0.00	0.26
2016	11.25	4.02	0.11	2.75	9.87	7.88	1.99	0.00	0.00	0.00	0.00
		0.00	7.88	0.00	0.00	79.84 %	20.16 %			0.00	0.00
2015	6.55	0.00	0.02	1.13	7.66	5.40	2.26	0.00	0.00	0.00	0.00
		0.00	5.40	0.00	0.00	70.50 %	29.50 %			0.00	0.00
2014	7.62	0.34	154.27	77.43	7.56	5.52	2.04	0.00	0.00	0.00	0.00
		0.00	5.52	77.12	0.00	73.02 %	26.98 %			0.00	0.00
2013	5.27	0.37	0.00	0.31	5.21	3.10	2.11	0.00	0.00	0.00	0.00
		0.00	3.10	0.00	0.00	59.50 %	40.50 %			0.00	0.00
2012	6.17	0.00	0.27	0.35	6.25	3.98	2.27	0.00	0.00	0.00	0.00
		0.00	3.98	0.00	0.00	63.68 %	36.32 %			0.00	0.00
2011	7.26	0.00	0.00	0.00	7.26	4.83	2.43	0.00	0.00	0.00	0.00
		0.00	4.83	0.00	0.00	66.53 %	33.47 %			0.00	0.00

Fiscal Year Activity from July 1, 20XX to June 30, 2020								Activity from July 1, 2019 to June 30, 2020			
Tax Year	Orig. Billed Amt (\$)	Abs. Adj (\$)	Bill Releases (\$)	Disc. Levy (\$)	Net Levy (\$)	Amt Collect. (\$)	Unpaid Balance (\$)	Amt Collect. (\$)	Abs. Adj (\$)	Bill Releases (\$)	Disc. Levy (\$)
		Assessor Refunds (\$)	Net Collections (\$)	Additional Levy (\$)	Collection Fee Amt (\$)	% Coll.	% Uncoll.			Assessor Refunds (\$)	Additional Levy (\$)
2010	7.51	0.00	42.94	50.51	15.08	13.08	2.00	0.35	0.00	0.00	0.00
		0.00	13.08	0.00	0.00	86.74 %	13.26 %			0.00	0.00
Sub.	65.65	5.97	197.83	150.85	90.35	59.09	31.26	0.35	0.53	0.00	0.00
		0.00	59.09	77.65	0.00	65.40 %	34.60 %			0.00	0.53
TAX DISTRICT: CITY VIEW LEVY TYPE: TAX											
2018	37,644.67	12.90	3.57	64.68	37,695.55	37,511.74	183.81	321.42	2.67	0.12	0.00
		0.00	37,511.74	2.67	0.00	99.51 %	0.49 %			0.00	2.67
2017	35,995.89	10,598.34	3.31	7.01	35,986.78	35,926.48	60.30	52.40	2.63	0.00	0.00
		0.00	35,926.48	10,585.53	0.00	99.83 %	0.17 %			0.00	2.63
2016	32,828.53	40.29	3.87	10.95	32,795.32	32,740.59	54.73	0.00	0.00	0.00	0.00
		0.00	32,740.59	0.00	0.00	99.83 %	0.17 %			0.00	0.00
2015	28,299.56	168.37	2.40	4.06	28,273.86	28,173.55	100.31	0.00	0.00	0.00	0.00
		0.00	28,173.55	141.01	0.00	99.65 %	0.35 %			0.00	0.00
2014	24,985.05	3.44	507.89	254.31	25,201.82	25,154.91	46.91	0.00	0.00	0.00	0.00
		0.00	25,154.91	473.79	0.00	99.81 %	0.19 %			0.00	0.00
2013	24,646.95	3.67	26.11	1.55	24,618.72	24,578.68	40.04	5.84	0.00	0.00	0.00
		0.00	24,578.68	0.00	0.00	99.84 %	0.16 %			0.00	0.00
2012	30,016.27	0.00	58.95	2.27	29,959.59	29,915.81	43.78	0.00	0.00	0.00	0.00
		0.00	29,915.81	0.00	0.00	99.85 %	0.15 %			0.00	0.00
2011	29,889.12	0.00	16.83	68.42	29,940.71	29,895.32	45.39	0.00	0.00	0.00	0.00
		0.00	29,895.32	0.00	0.00	99.85 %	0.15 %			0.00	0.00
2010	29,927.08	0.00	58.33	115.32	29,984.07	29,936.23	47.84	0.00	0.00	0.00	0.00

Fiscal Year Activity from July 1, 20XX to June 30, 2020								Activity from July 1, 2019 to June 30, 2020			
Tax Year	Orig. Billed Amt (\$)	Abs. Adj (\$)	Bill Releases (\$)	Disc. Levy (\$)	Net Levy (\$)	Amt Collect. (\$)	Unpaid Balance (\$)	Amt Collect. (\$)	Abs. Adj (\$)	Bill Releases (\$)	Disc. Levy (\$)
		Assessor Refunds (\$)	Net Collections (\$)	Additional Levy (\$)	Collection Fee Amt (\$)	% Coll.	% Uncoll.			Assessor Refunds (\$)	Additional Levy (\$)
		0.00	29,936.23	0.00	0.00	99.84 %	0.16 %			0.00	0.00
Sub.	274,233.12	10,827.01	681.26	528.57	274,456.42	273,833.31	623.11	379.66	5.30	0.12	0.00
		0.00	273,833.31	11,203.00	0.00	99.77 %	0.23 %			0.00	5.30
TAX DISTRICT: CLEMMONS								LEVY TYPE: CL STORM WATER			
2018	778,500.00	1,440.00	0.00	0.00	778,140.00	777,297.75	842.25	1,786.52	0.00	0.00	0.00
		0.00	777,297.75	1,080.00	0.00	99.89 %	0.11 %			0.00	0.00
2017	769,260.00	1,920.00	0.00	0.00	769,260.00	768,660.00	600.00	540.00	0.00	0.00	0.00
		0.00	768,660.00	1,920.00	0.00	99.92 %	0.08 %			0.00	0.00
2016	760,800.00	660.00	7.00	733.00	761,706.00	760,566.00	1,140.00	120.00	0.00	0.00	0.00
		0.00	760,566.00	840.00	0.00	99.85 %	0.15 %			0.00	0.00
2015	754,380.00	180.00	0.00	61.00	754,441.00	753,901.00	540.00	120.00	0.00	0.00	0.00
		0.00	753,901.00	180.00	0.00	99.93 %	0.07 %			0.00	0.00
2014	746,760.00	185.00	0.00	5.00	746,700.00	744,840.00	1,860.00	120.00	0.00	0.00	0.00
		0.00	744,840.00	120.00	0.00	99.75 %	0.25 %			0.00	0.00
2013	740,460.00	60.00	960.77	0.00	739,439.23	737,638.93	1,800.30	60.00	0.00	0.00	0.00
		0.00	737,638.93	0.00	0.00	99.76 %	0.24 %			0.00	0.00
2012	734,460.00	60.00	180.30	0.00	734,219.70	733,672.11	547.59	60.00	0.00	0.00	0.00
		0.00	733,672.11	0.00	0.00	99.93 %	0.07 %			0.00	0.00
2011	724,560.00	60.00	600.36	0.00	723,899.64	723,479.64	420.00	60.00	0.00	0.00	0.00
		0.00	723,479.64	0.00	0.00	99.94 %	0.06 %			0.00	0.00

Fiscal Year Activity from July 1, 20XX to June 30, 2020								Activity from July 1, 2019 to June 30, 2020			
Tax Year	Orig. Billed Amt (\$)	Abs. Adj (\$)	Bill Releases (\$)	Disc. Levy (\$)	Net Levy (\$)	Amt Collect. (\$)	Unpaid Balance (\$)	Amt Collect. (\$)	Abs. Adj (\$)	Bill Releases (\$)	Disc. Levy (\$)
		Assessor Refunds (\$)	Net Collections (\$)	Additional Levy (\$)	Collection Fee Amt (\$)	% Coll.	% Uncoll.			Assessor Refunds (\$)	Additional Levy (\$)
2010	648,378.00	0.00	55.44	0.00	648,322.56	647,890.56	432.00	0.00	0.00	0.00	0.00
		0.00	647,890.56	0.00	0.00	99.93 %	0.07 %			0.00	0.00
Sub.	6,657,558.00	4,565.00	1,803.87	799.00	6,656,128.13	6,647,945.99	8,182.14	2,866.52	0.00	0.00	0.00
		0.00	6,647,945.99	4,140.00	0.00	99.88 %	0.12 %			0.00	0.00
TAX DISTRICT: CLEMMONS LEVY TYPE: Interest											
2018	0.00	0.00	0.00	0.00	0.00	4,510.54	0.00	687.23	0.00	0.00	0.00
		0.00	4,510.54	0.00	0.00	NA	NA			0.00	0.00
2017	0.00	0.00	0.00	0.00	0.00	5,315.34	0.00	346.82	0.00	0.00	0.00
		0.00	5,315.34	0.00	0.00	NA	NA			0.00	0.00
2016	0.00	0.00	0.00	0.00	0.00	5,881.50	0.00	118.19	0.00	0.00	0.00
		0.00	5,881.50	0.00	0.00	NA	NA			0.00	0.00
2015	0.00	0.00	0.00	0.00	0.00	5,079.76	0.00	127.97	0.00	0.00	0.00
		0.00	5,079.76	0.00	0.00	NA	NA			0.00	0.00
2014	0.00	0.00	0.00	0.00	0.00	5,816.95	0.00	162.90	0.00	0.00	0.00
		0.00	5,816.95	0.00	0.00	NA	NA			0.00	0.00
2013	0.00	0.00	0.00	0.00	0.00	6,702.02	0.00	154.60	0.00	0.00	0.00
		0.00	6,702.02	0.00	0.00	NA	NA			0.00	0.00
2012	0.00	0.00	0.00	0.00	0.00	6,965.28	0.00	169.51	0.00	0.00	0.00
		0.00	6,965.28	0.00	0.00	NA	NA			0.00	0.00
2011	0.00	0.00	0.00	0.00	0.00	7,534.74	0.00	194.05	0.00	0.00	0.00
		0.00	7,534.74	0.00	0.00	NA	NA			0.00	0.00
2010	0.00	0.00	0.00	0.00	0.00	7,462.86	0.00	61.59	0.00	0.00	0.00

Fiscal Year Activity from July 1, 20XX to June 30, 2020								Activity from July 1, 2019 to June 30, 2020			
Tax Year	Orig. Billed Amt (\$)	Abs. Adj (\$)	Bill Releases (\$)	Disc. Levy (\$)	Net Levy (\$)	Amt Collect. (\$)	Unpaid Balance (\$)	Amt Collect. (\$)	Abs. Adj (\$)	Bill Releases (\$)	Disc. Levy (\$)
		Assessor Refunds (\$)	Net Collections (\$)	Additional Levy (\$)	Collection Fee Amt (\$)	% Coll.	% Uncoll.			Assessor Refunds (\$)	Additional Levy (\$)
		0.00	7,462.86	0.00	0.00	NA	NA			0.00	0.00
Sub.	0.00	0.00	0.00	0.00	0.00	55,268.99	0.00	2,022.86	0.00	0.00	0.00
		0.00	55,268.99	0.00	0.00	NA	NA			0.00	0.00
TAX DISTRICT: CLEMMONS LEVY TYPE: LATE LIST PENALTY											
2018	574.65	47.91	1.03	145.73	672.55	577.71	94.84	14.79	0.30	0.00	0.00
		3.99	581.70	1.11	0.00	85.90 %	14.10 %			0.00	0.00
2017	802.60	102.45	0.84	139.90	867.53	789.12	78.41	7.68	0.06	0.00	0.00
		6.88	796.00	28.32	0.00	90.96 %	9.04 %			0.00	0.00
2016	598.84	58.37	27.43	3,723.01	4,266.08	4,189.84	76.24	6.72	0.00	0.00	0.00
		0.00	4,189.84	30.03	0.00	98.21 %	1.79 %			0.00	0.00
2015	688.78	250.75	0.41	195.87	682.11	617.48	64.63	3.00	0.00	0.00	0.00
		5.02	622.50	48.62	0.00	90.52 %	9.48 %			0.00	0.00
2014	774.35	48.36	0.28	258.75	986.13	954.36	31.77	4.42	0.00	0.00	0.00
		1.87	956.23	1.67	0.00	96.78 %	3.22 %			0.00	0.00
2013	751.08	21.62	146.83	237.71	821.01	773.30	47.71	5.28	0.00	0.00	0.00
		2.13	775.43	0.67	0.00	94.19 %	5.81 %			0.00	0.00
2012	598.81	14.56	25.52	178.31	737.78	637.33	100.45	2.33	2.12	0.00	0.00
		5.87	643.20	0.74	0.00	86.38 %	13.62 %			3.37	0.00
2011	3,932.71	7.50	11.71	166.00	4,080.04	4,029.35	50.69	3.04	2.16	0.00	0.00
		3.01	4,032.36	0.54	0.00	98.76 %	1.24 %			2.79	0.00

Fiscal Year Activity from July 1, 20XX to June 30, 2020								Activity from July 1, 2019 to June 30, 2020			
Tax Year	Orig. Billed Amt (\$)	Abs. Adj (\$)	Bill Releases (\$)	Disc. Levy (\$)	Net Levy (\$)	Amt Collect. (\$)	Unpaid Balance (\$)	Amt Collect. (\$)	Abs. Adj (\$)	Bill Releases (\$)	Disc. Levy (\$)
		Assessor Refunds (\$)	Net Collections (\$)	Additional Levy (\$)	Collection Fee Amt (\$)	% Coll.	% Uncoll.			Assessor Refunds (\$)	Additional Levy (\$)
2010	622.31	7.54	212.98	256.14	658.01	611.60	46.41	7.15	2.22	0.00	0.00
		0.00	611.60	0.08	0.00	92.95 %	7.05 %			0.00	0.00
Sub.	9,344.13	559.06	427.03	5,301.42	13,771.24	13,180.09	591.15	54.41	6.86	0.00	0.00
		28.77	13,208.86	111.78	0.00	95.71 %	4.29 %			6.16	0.00
TAX DISTRICT: CLEMMONS LEVY TYPE: TAX											
2018	2,349,307.87	5,443.09	38.37	653.36	2,347,129.03	2,344,193.73	2,935.30	6,364.30	8.99	1.43	0.00
		41.37	2,344,235.10	2,649.26	0.00	99.87 %	0.13 %			5.90	0.00
2017	2,291,960.86	19,883.45	33.75	494.89	2,290,323.52	2,288,645.43	1,678.09	1,184.90	0.61	0.03	0.00
		3,019.00	2,291,664.43	17,784.97	0.00	99.93 %	0.07 %			0.00	0.00
2016	2,135,196.56	6,831.32	93.97	9,663.10	2,140,721.09	2,139,353.53	1,367.56	367.38	0.00	0.00	0.00
		1,411.30	2,140,764.83	2,786.72	0.00	99.94 %	0.06 %			0.00	0.00
2015	2,097,503.22	5,346.67	24.09	3,453.67	2,096,905.14	2,095,643.22	1,261.92	230.05	0.00	0.00	0.00
		1,318.31	2,096,961.53	1,319.01	0.00	99.94 %	0.06 %			0.00	0.00
2014	2,077,010.78	2,129.16	147.07	811.60	2,075,845.96	2,074,944.89	901.07	223.05	0.00	0.12	0.00
		1,439.30	2,076,384.19	299.81	0.00	99.96 %	0.04 %			0.00	0.00
2013	2,075,041.51	1,509.03	15,343.56	913.86	2,059,109.53	2,058,173.27	936.26	217.39	0.00	0.02	0.00
		1,314.22	2,059,487.49	6.75	0.00	99.95 %	0.05 %			0.00	0.00
2012	2,193,970.92	169.98	862.65	545.21	2,193,490.91	2,191,988.59	1,502.32	184.19	21.19	0.00	0.00
		83.10	2,192,071.69	7.41	0.00	99.93 %	0.07 %			33.69	0.00
2011	2,173,652.79	100.00	2,022.36	473.35	2,172,009.18	2,170,480.08	1,529.10	224.04	21.61	0.00	0.00
		41.40	2,170,521.48	5.40	0.00	99.93 %	0.07 %			14.69	0.00
2010	2,169,578.17	99.95	3,611.31	696.55	2,166,564.29	2,165,743.59	820.70	72.71	22.23	0.08	0.00

Fiscal Year Activity from July 1, 20XX to June 30, 2020								Activity from July 1, 2019 to June 30, 2020			
Tax Year	Orig. Billed Amt (\$)	Abs. Adj (\$)	Bill Releases (\$)	Disc. Levy (\$)	Net Levy (\$)	Amt Collect. (\$)	Unpaid Balance (\$)	Amt Collect. (\$)	Abs. Adj (\$)	Bill Releases (\$)	Disc. Levy (\$)
		Assessor Refunds (\$)	Net Collections (\$)	Additional Levy (\$)	Collection Fee Amt (\$)	% Coll.	% Uncoll.			Assessor Refunds (\$)	Additional Levy (\$)
		24.50	2,165,768.09	0.83	0.00	99.96 %	0.04 %			0.00	0.00
Sub.	19,563,222.68	41,512.65	22,177.13	17,705.59	19,542,098.65	19,529,166.33	12,932.32	9,068.01	74.63	1.68	0.00
		8,692.50	19,537,858.83	24,860.16	0.00	99.93 %	0.07 %			54.28	0.00
TAX DISTRICT: CLEMMONS FIRE DIST								LEVY TYPE: Interest			
2018	0.00	0.00	0.00	0.00	0.00	2,129.27	0.00	297.44	0.00	0.00	0.00
		0.00	2,129.27	0.00	0.00	NA	NA			0.00	0.00
2017	0.00	0.00	0.00	0.00	0.00	2,360.82	0.00	131.41	0.00	0.00	0.00
		0.00	2,360.82	0.00	0.00	NA	NA			0.00	0.00
2016	0.00	0.00	0.00	0.00	0.00	2,335.63	0.00	51.02	0.00	0.00	0.00
		0.00	2,335.63	0.00	0.00	NA	NA			0.00	0.00
2015	0.00	0.00	0.00	0.00	0.00	2,339.42	0.00	83.74	0.00	0.00	0.00
		0.00	2,339.42	0.00	0.00	NA	NA			0.00	0.00
2014	0.00	0.00	0.00	0.00	0.00	2,525.28	0.00	48.38	0.00	0.00	0.00
		0.00	2,525.28	0.00	0.00	NA	NA			0.00	0.00
2013	0.00	0.00	0.00	0.00	0.00	2,126.21	0.00	53.44	0.00	0.00	0.00
		0.00	2,126.21	0.00	0.00	NA	NA			0.00	0.00
2012	0.00	0.00	0.00	0.00	0.00	2,419.85	0.00	83.44	0.00	0.00	0.00
		0.00	2,419.85	0.00	0.00	NA	NA			0.00	0.00
2011	0.00	0.00	0.00	0.00	0.00	2,496.64	0.00	65.46	0.00	0.00	0.00
		0.00	2,496.64	0.00	0.00	NA	NA			0.00	0.00

Fiscal Year Activity from July 1, 20XX to June 30, 2020								Activity from July 1, 2019 to June 30, 2020			
Tax Year	Orig. Billed Amt (\$)	Abs. Adj (\$)	Bill Releases (\$)	Disc. Levy (\$)	Net Levy (\$)	Amt Collect. (\$)	Unpaid Balance (\$)	Amt Collect. (\$)	Abs. Adj (\$)	Bill Releases (\$)	Disc. Levy (\$)
		Assessor Refunds (\$)	Net Collections (\$)	Additional Levy (\$)	Collection Fee Amt (\$)	% Coll.	% Uncoll.			Assessor Refunds (\$)	Additional Levy (\$)
2010	0.00	0.00	0.00	0.00	0.00	2,930.64	0.00	35.71	0.00	0.00	0.00
		0.00	2,930.64	0.00	0.00	NA	NA			0.00	0.00
Sub.	0.00	0.00	0.00	0.00	0.00	21,663.76	0.00	850.04	0.00	0.00	0.00
		0.00	21,663.76	0.00	0.00	NA	NA			0.00	0.00
TAX DISTRICT: CLEMMONS FIRE DIST LEVY TYPE: LATE LIST PENALTY											
2018	442.23	79.39	0.76	81.41	444.48	386.77	57.71	19.70	0.17	0.00	0.00
		2.06	388.83	0.99	0.00	87.02 %	12.98 %			0.00	0.00
2017	479.46	30.85	0.74	110.21	560.72	517.11	43.61	4.02	0.03	0.00	0.00
		3.36	520.47	2.64	0.00	92.22 %	7.78 %			0.00	0.00
2016	370.33	44.73	12.21	1,719.62	2,046.80	2,003.29	43.51	3.51	0.00	0.00	0.00
		0.00	2,003.29	13.79	0.00	97.87 %	2.13 %			0.00	0.00
2015	412.25	119.70	366.22	441.29	396.32	357.40	38.92	1.56	0.00	0.00	0.00
		2.62	360.02	28.70	0.00	90.18 %	9.82 %			0.00	0.00
2014	338.52	15.97	28.95	182.01	476.32	454.21	22.11	2.01	0.00	0.00	0.00
		1.22	455.43	0.71	0.00	95.36 %	4.64 %			0.00	0.00
2013	375.17	11.45	70.26	84.71	378.47	337.11	41.36	2.30	0.00	0.00	0.00
		0.93	338.04	0.30	0.00	89.07 %	10.93 %			0.00	0.00
2012	271.31	8.10	10.95	83.02	335.61	313.94	21.67	12.62	0.92	0.00	0.00
		2.54	316.48	0.33	0.00	93.54 %	6.46 %			1.46	0.00
2011	1,761.81	4.77	6.98	28.60	1,778.89	1,754.10	24.79	1.33	0.94	0.00	0.00
		1.31	1,755.41	0.23	0.00	98.61 %	1.39 %			1.21	0.00
2010	326.99	4.69	174.73	246.04	393.65	371.56	22.09	4.15	0.97	0.00	0.00

Fiscal Year Activity from July 1, 20XX to June 30, 2020								Activity from July 1, 2019 to June 30, 2020			
Tax Year	Orig. Billed Amt (\$)	Abs. Adj (\$)	Bill Releases (\$)	Disc. Levy (\$)	Net Levy (\$)	Amt Collect. (\$)	Unpaid Balance (\$)	Amt Collect. (\$)	Abs. Adj (\$)	Bill Releases (\$)	Disc. Levy (\$)
		Assessor Refunds (\$)	Net Collections (\$)	Additional Levy (\$)	Collection Fee Amt (\$)	% Coll.	% Uncoll.			Assessor Refunds (\$)	Additional Levy (\$)
		0.00	371.56	0.04	0.00	94.39 %	5.61 %			0.00	0.00
Sub.	4,778.07	319.65	671.80	2,976.91	6,811.26	6,495.49	315.77	51.20	3.03	0.00	0.00
		14.04	6,509.53	47.73	0.00	95.36 %	4.64 %			2.67	0.00
TAX DISTRICT: CLEMMONS FIRE DIST								LEVY TYPE: TAX			
2018	1,542,655.34	3,283.21	29.15	377.22	1,541,596.67	1,539,825.52	1,771.15	3,701.54	4.97	0.85	0.00
		22.57	1,539,848.09	1,876.47	0.00	99.89 %	0.11 %			3.26	0.00
2017	1,404,031.98	10,607.33	25.18	466.76	1,409,766.59	1,408,858.27	908.32	615.60	0.32	0.02	0.00
		-3,400.29	1,405,457.98	15,900.36	0.00	99.94 %	0.06 %			0.00	0.00
2016	1,311,701.86	4,225.02	48.56	4,666.70	1,313,737.55	1,312,944.05	793.50	202.75	0.00	0.00	0.00
		741.25	1,313,685.30	1,642.57	0.00	99.94 %	0.06 %			0.00	0.00
2015	1,283,446.58	4,458.70	1,053.36	2,452.77	1,281,499.92	1,280,664.75	835.17	221.00	0.00	0.00	0.00
		687.82	1,281,352.57	1,112.63	0.00	99.93 %	0.07 %			0.00	0.00
2014	1,056,097.33	1,323.42	271.65	599.34	1,055,267.97	1,054,795.68	472.29	98.36	0.00	0.05	0.00
		699.31	1,055,494.99	166.37	0.00	99.96 %	0.04 %			0.00	0.00
2013	1,051,707.17	711.28	6,440.48	385.94	1,044,944.29	1,044,291.94	652.35	95.29	34.95	0.01	0.00
		571.41	1,044,863.35	2.94	0.00	99.94 %	0.06 %			0.00	0.00
2012	1,111,697.97	122.28	455.31	236.20	1,111,359.80	1,110,859.58	500.22	112.25	40.07	0.00	0.00
		36.15	1,110,895.73	3.22	0.00	99.95 %	0.05 %			14.66	0.00
2011	1,099,284.02	58.67	1,152.64	102.29	1,098,177.36	1,097,625.63	551.73	97.41	9.40	0.00	0.00
		18.00	1,097,643.63	2.36	0.00	99.95 %	0.05 %			6.39	0.00

Fiscal Year Activity from July 1, 20XX to June 30, 2020								Activity from July 1, 2019 to June 30, 2020			
Tax Year	Orig. Billed Amt (\$)	Abs. Adj (\$)	Bill Releases (\$)	Disc. Levy (\$)	Net Levy (\$)	Amt Collect. (\$)	Unpaid Balance (\$)	Amt Collect. (\$)	Abs. Adj (\$)	Bill Releases (\$)	Disc. Levy (\$)
		Assessor Refunds (\$)	Net Collections (\$)	Additional Levy (\$)	Collection Fee Amt (\$)	% Coll.	% Uncoll.			Assessor Refunds (\$)	Additional Levy (\$)
2010	1,097,882.45	57.44	1,915.07	653.67	1,096,563.97	1,096,172.34	391.63	34.46	9.67	0.04	0.00
		10.65	1,096,182.99	0.36	0.00	99.96 %	0.04 %			0.00	0.00
Sub.	10,958,504.70	24,847.35	11,391.40	9,940.89	10,952,914.12	10,946,037.76	6,876.36	5,178.66	99.38	0.97	0.00
		-613.13	10,945,424.63	20,707.28	0.00	99.94 %	0.06 %			24.31	0.00
TAX DISTRICT: DOWNTOWN WS BUS DIST LEVY TYPE: Interest											
2018	0.00	0.00	0.00	0.00	0.00	1,364.69	0.00	170.78	0.00	0.00	0.00
		0.00	1,364.69	0.00	0.00	NA	NA			0.00	0.00
2017	0.00	0.00	0.00	0.00	0.00	803.62	0.00	-26.53	0.00	0.00	0.00
		0.00	803.62	0.00	0.00	NA	NA			0.00	0.00
2016	0.00	0.00	0.00	0.00	0.00	644.57	0.00	0.08	0.00	0.00	0.00
		0.00	644.57	0.00	0.00	NA	NA			0.00	0.00
2015	0.00	0.00	0.00	0.00	0.00	705.77	0.00	0.33	0.00	0.00	0.00
		0.00	705.77	0.00	0.00	NA	NA			0.00	0.00
2014	0.00	0.00	0.00	0.00	0.00	1,008.93	0.00	0.53	0.00	0.00	0.00
		0.00	1,008.93	0.00	0.00	NA	NA			0.00	0.00
Sub.	0.00	0.00	0.00	0.00	0.00	4,527.58	0.00	145.19	0.00	0.00	0.00
		0.00	4,527.58	0.00	0.00	NA	NA			0.00	0.00
TAX DISTRICT: DOWNTOWN WS BUS DIST LEVY TYPE: LATE LIST PENALTY											
2018	751.16	101.82	0.02	1,088.38	1,737.70	1,725.45	12.25	22.09	0.49	0.00	0.00
		0.00	1,725.45	0.00	0.00	99.30 %	0.70 %			0.00	0.00
2017	602.56	125.27	0.04	4.66	605.86	590.55	15.31	0.00	0.51	0.00	0.00
		0.00	590.55	123.95	0.00	97.47 %	2.53 %			0.00	0.00

Fiscal Year Activity from July 1, 20XX to June 30, 2020								Activity from July 1, 2019 to June 30, 2020			
Tax Year	Orig. Billed Amt (\$)	Abs. Adj (\$)	Bill Releases (\$)	Disc. Levy (\$)	Net Levy (\$)	Amt Collect. (\$)	Unpaid Balance (\$)	Amt Collect. (\$)	Abs. Adj (\$)	Bill Releases (\$)	Disc. Levy (\$)
		Assessor Refunds (\$)	Net Collections (\$)	Additional Levy (\$)	Collection Fee Amt (\$)	% Coll.	% Uncoll.			Assessor Refunds (\$)	Additional Levy (\$)
2016	204.41	55.97	0.05	3.70	154.65	147.70	6.95	0.00	0.54	0.00	0.00
		18.62	166.32	2.56	0.00	95.51 %	4.49 %			0.00	0.00
2015	194.88	22.40	0.04	32.95	213.77	211.36	2.41	0.08	0.57	0.00	0.00
		0.00	211.36	8.38	0.00	98.87 %	1.13 %			0.00	0.00
2014	661.46	72.89	0.01	0.00	598.52	579.59	18.93	0.10	0.00	0.00	0.00
		0.00	579.59	9.96	0.00	96.84 %	3.16 %			0.00	0.00
Sub.	2,414.47	378.35	0.16	1,129.69	3,310.50	3,254.65	55.85	22.27	2.11	0.00	0.00
		18.62	3,273.27	144.85	0.00	98.31 %	1.69 %			0.00	0.00
TAX DISTRICT: DOWNTOWN WS BUS DIST LEVY TYPE: TAX											
2018	606,011.74	63,393.15	165.40	5,441.92	600,410.74	600,189.24	221.50	-6,013.42	27,368.72	0.00	0.00
		9,047.84	609,237.08	52,515.63	0.00	99.96 %	0.04 %			8,647.52	18,716.31
2017	604,066.24	87,587.36	1.50	23.87	561,800.83	561,647.66	153.17	-8,647.52	27,368.98	0.00	0.00
		13,563.66	575,211.32	45,299.58	0.00	99.97 %	0.03 %			8,674.05	18,716.31
2016	550,203.91	78,428.84	1.43	22.65	513,834.92	513,755.87	79.05	-5,015.83	19,058.83	0.00	0.00
		5,202.34	518,958.21	42,038.63	0.00	99.98 %	0.02 %			5,016.17	14,037.24
2015	509,080.88	12,458.86	0.64	164.75	500,522.48	500,465.24	57.24	0.80	5.70	0.00	0.00
		194.77	500,660.01	3,736.35	0.00	99.99 %	0.01 %			0.00	0.00
2014	650,361.81	139,502.75	359.08	0.00	526,216.79	526,016.18	200.61	1.03	0.00	0.00	0.00
		128.65	526,144.83	15,716.81	0.00	99.96 %	0.04 %			0.00	0.00
Sub.	2,919,724.58	381,370.96	528.05	5,653.19	2,702,785.76	2,702,074.19	711.57	-19,674.94	73,802.23	0.00	0.00
		28,137.26	2,730,211.45	159,307.00	0.00	99.97 %	0.03 %			22,337.74	51,469.86

Fiscal Year Activity from July 1, 20XX to June 30, 2020								Activity from July 1, 2019 to June 30, 2020			
Tax Year	Orig. Billed Amt (\$)	Abs. Adj (\$)	Bill Releases (\$)	Disc. Levy (\$)	Net Levy (\$)	Amt Collect. (\$)	Unpaid Balance (\$)	Amt Collect. (\$)	Abs. Adj (\$)	Bill Releases (\$)	Disc. Levy (\$)
		Assessor Refunds (\$)	Net Collections (\$)	Additional Levy (\$)	Collection Fee Amt (\$)	% Coll.	% Uncoll.			Assessor Refunds (\$)	Additional Levy (\$)
TAX DISTRICT: FOREST HILL LEVY TYPE: Interest											
2018	0.00	0.00	0.00	0.00	0.00	36.93	0.00	2.98	0.00	0.00	0.00
			0.00	36.93	0.00	0.00	NA	NA		0.00	0.00
2017	0.00	0.00	0.00	0.00	0.00	49.31	0.00	0.63	0.00	0.00	0.00
			0.00	49.31	0.00	0.00	NA	NA		0.00	0.00
2016	0.00	0.00	0.00	0.00	0.00	43.24	0.00	0.00	0.00	0.00	0.00
			0.00	43.24	0.00	0.00	NA	NA		0.00	0.00
2015	0.00	0.00	0.00	0.00	0.00	37.47	0.00	0.00	0.00	0.00	0.00
			0.00	37.47	0.00	0.00	NA	NA		0.00	0.00
2014	0.00	0.00	0.00	0.00	0.00	48.15	0.00	0.00	0.00	0.00	0.00
			0.00	48.15	0.00	0.00	NA	NA		0.00	0.00
2013	0.00	0.00	0.00	0.00	0.00	59.67	0.00	0.00	0.00	0.00	0.00
			0.00	59.67	0.00	0.00	NA	NA		0.00	0.00
2012	0.00	0.00	0.00	0.00	0.00	39.12	0.00	0.00	0.00	0.00	0.00
			0.00	39.12	0.00	0.00	NA	NA		0.00	0.00
2011	0.00	0.00	0.00	0.00	0.00	30.16	0.00	0.00	0.00	0.00	0.00
			0.00	30.16	0.00	0.00	NA	NA		0.00	0.00
2010	0.00	0.00	0.00	0.00	0.00	27.12	0.00	0.00	0.00	0.00	0.00
			0.00	27.12	0.00	0.00	NA	NA		0.00	0.00
Sub.	0.00	0.00	0.00	0.00	0.00	371.17	0.00	3.61	0.00	0.00	0.00
		0.00	371.17	0.00	0.00	NA	NA			0.00	0.00

Fiscal Year Activity from July 1, 20XX to June 30, 2020								Activity from July 1, 2019 to June 30, 2020			
Tax Year	Orig. Billed Amt (\$)	Abs. Adj (\$)	Bill Releases (\$)	Disc. Levy (\$)	Net Levy (\$)	Amt Collect. (\$)	Unpaid Balance (\$)	Amt Collect. (\$)	Abs. Adj (\$)	Bill Releases (\$)	Disc. Levy (\$)
		Assessor Refunds (\$)	Net Collections (\$)	Additional Levy (\$)	Collection Fee Amt (\$)	% Coll.	% Uncoll.			Assessor Refunds (\$)	Additional Levy (\$)
TAX DISTRICT: FOREST HILL LEVY TYPE: LATE LIST PENALTY											
2018	9.80	2.62	0.01	2.62	9.79	8.44	1.35	0.27	0.00	0.00	0.00
		0.00	8.44	0.00	0.00	86.21 %	13.79 %			0.00	0.00
2017	8.67	0.00	0.01	0.00	8.66	8.66	0.00	0.27	0.00	0.00	0.00
		0.00	8.66	0.00	0.00	100 %	0 %			0.00	0.00
2016	13.00	3.67	0.01	0.00	9.32	9.32	0.00	0.00	0.00	0.00	0.00
		0.00	9.32	0.00	0.00	100 %	0 %			0.00	0.00
2015	7.26	3.30	0.01	0.00	3.95	3.95	0.00	0.00	0.00	0.00	0.00
		0.00	3.95	0.00	0.00	100 %	0 %			0.00	0.00
2014	13.47	0.13	0.01	0.47	13.80	13.80	0.00	0.00	0.00	0.00	0.00
		0.00	13.80	0.00	0.00	100 %	0 %			0.00	0.00
2013	15.11	3.21	0.64	0.66	11.92	11.92	0.00	0.00	0.00	0.00	0.00
		0.00	11.92	0.00	0.00	100 %	0 %			0.00	0.00
2012	6.80	2.91	0.00	7.01	10.90	10.90	0.00	0.00	0.00	0.00	0.00
		0.00	10.90	0.00	0.00	100 %	0 %			0.00	0.00
2011	12.24	2.99	0.00	0.00	9.25	9.25	0.00	0.00	0.00	0.00	0.00
		0.00	9.25	0.00	0.00	100 %	0 %			0.00	0.00
2010	12.14	0.00	45.64	60.67	27.17	26.38	0.79	0.00	0.00	0.00	0.00
		0.00	26.38	0.00	0.00	97.09 %	2.91 %			0.00	0.00
Sub.	98.49	18.83	46.33	71.43	104.76	102.62	2.14	0.54	0.00	0.00	0.00
		0.00	102.62	0.00	0.00	97.96 %	2.04 %			0.00	0.00

Fiscal Year Activity from July 1, 20XX to June 30, 2020								Activity from July 1, 2019 to June 30, 2020			
Tax Year	Orig. Billed Amt (\$)	Abs. Adj (\$)	Bill Releases (\$)	Disc. Levy (\$)	Net Levy (\$)	Amt Collect. (\$)	Unpaid Balance (\$)	Amt Collect. (\$)	Abs. Adj (\$)	Bill Releases (\$)	Disc. Levy (\$)
		Assessor Refunds (\$)	Net Collections (\$)	Additional Levy (\$)	Collection Fee Amt (\$)	% Coll.	% Uncoll.			Assessor Refunds (\$)	Additional Levy (\$)
TAX DISTRICT: FOREST HILL LEVY TYPE: TAX											
2018	12,052.68	13.08	1.48	13.08	12,051.20	11,760.07	291.13	32.82	0.00	0.09	0.00
		0.00	11,760.07	0.00	0.00	97.58 %	2.42 %			0.00	0.00
2017	11,456.35	61.64	0.26	0.00	11,456.72	11,454.93	1.79	2.65	0.00	0.00	0.00
		0.00	11,454.93	62.27	0.00	99.98 %	0.02 %			0.00	0.00
2016	10,638.64	102.76	0.70	0.00	10,535.18	10,533.08	2.10	0.00	0.00	0.00	0.00
		0.00	10,533.08	0.00	0.00	99.98 %	0.02 %			0.00	0.00
2015	8,967.40	32.97	0.52	0.00	8,933.91	8,932.11	1.80	0.00	0.00	0.00	0.00
		0.00	8,932.11	0.00	0.00	99.98 %	0.02 %			0.00	0.00
2014	8,467.77	1.28	0.69	1.90	8,467.70	8,464.71	2.99	0.00	0.00	0.00	0.00
		0.00	8,464.71	0.00	0.00	99.96 %	0.04 %			0.00	0.00
2013	8,586.00	32.08	17.05	3.30	8,540.17	8,538.47	1.70	0.00	0.00	0.00	0.00
		0.00	8,538.47	0.00	0.00	99.98 %	0.02 %			0.00	0.00
2012	8,139.82	29.12	6.73	24.66	8,128.63	8,126.83	1.80	0.00	0.00	0.00	0.00
		0.00	8,126.83	0.00	0.00	99.98 %	0.02 %			0.00	0.00
2011	8,334.86	29.93	78.14	0.00	8,226.79	8,224.99	1.80	0.00	0.00	0.00	0.00
		0.00	8,224.99	0.00	0.00	99.98 %	0.02 %			0.00	0.00
2010	7,855.07	0.00	0.00	160.96	8,016.03	8,015.04	0.99	0.00	0.00	0.00	0.00
		0.00	8,015.04	0.00	0.00	99.99 %	0.01 %			0.00	0.00
Sub.	84,498.59	302.86	105.57	203.90	84,356.33	84,050.23	306.10	35.47	0.00	0.09	0.00
		0.00	84,050.23	62.27	0.00	99.64 %	0.36 %			0.00	0.00

Fiscal Year Activity from July 1, 20XX to June 30, 2020								Activity from July 1, 2019 to June 30, 2020			
Tax Year	Orig. Billed Amt (\$)	Abs. Adj (\$)	Bill Releases (\$)	Disc. Levy (\$)	Net Levy (\$)	Amt Collect. (\$)	Unpaid Balance (\$)	Amt Collect. (\$)	Abs. Adj (\$)	Bill Releases (\$)	Disc. Levy (\$)
		Assessor Refunds (\$)	Net Collections (\$)	Additional Levy (\$)	Collection Fee Amt (\$)	% Coll.	% Uncoll.			Assessor Refunds (\$)	Additional Levy (\$)
TAX DISTRICT: GRIFFITH								LEVY TYPE: Interest			
2018	0.00	0.00	0.00	0.00	0.00	440.79	0.00	120.16	0.00	0.00	0.00
		0.00	440.79	0.00	0.00	NA	NA			0.00	0.00
2017	0.00	0.00	0.00	0.00	0.00	445.12	0.00	37.07	0.00	0.00	0.00
		0.00	445.12	0.00	0.00	NA	NA			0.00	0.00
2016	0.00	0.00	0.00	0.00	0.00	220.93	0.00	0.88	0.00	0.00	0.00
		0.00	220.93	0.00	0.00	NA	NA			0.00	0.00
2015	0.00	0.00	0.00	0.00	0.00	573.81	0.00	0.59	0.00	0.00	0.00
		0.00	573.81	0.00	0.00	NA	NA			0.00	0.00
2014	0.00	0.00	0.00	0.00	0.00	565.87	0.00	11.87	0.00	0.00	0.00
		0.00	565.87	0.00	0.00	NA	NA			0.00	0.00
2013	0.00	0.00	0.00	0.00	0.00	394.76	0.00	0.00	0.00	0.00	0.00
		0.00	394.76	0.00	0.00	NA	NA			0.00	0.00
2012	0.00	0.00	0.00	0.00	0.00	557.86	0.00	0.00	0.00	0.00	0.00
		0.00	557.86	0.00	0.00	NA	NA			0.00	0.00
2011	0.00	0.00	0.00	0.00	0.00	536.14	0.00	1.05	0.00	0.00	0.00
		0.00	536.14	0.00	0.00	NA	NA			0.00	0.00
2010	0.00	0.00	0.00	0.00	0.00	602.51	0.00	0.00	0.00	0.00	0.00
		0.00	602.51	0.00	0.00	NA	NA			0.00	0.00
Sub.	0.00	0.00	0.00	0.00	0.00	4,337.79	0.00	171.62	0.00	0.00	0.00
		0.00	4,337.79	0.00	0.00	NA	NA			0.00	0.00

Fiscal Year Activity from July 1, 20XX to June 30, 2020								Activity from July 1, 2019 to June 30, 2020			
Tax Year	Orig. Billed Amt (\$)	Abs. Adj (\$)	Bill Releases (\$)	Disc. Levy (\$)	Net Levy (\$)	Amt Collect. (\$)	Unpaid Balance (\$)	Amt Collect. (\$)	Abs. Adj (\$)	Bill Releases (\$)	Disc. Levy (\$)
		Assessor Refunds (\$)	Net Collections (\$)	Additional Levy (\$)	Collection Fee Amt (\$)	% Coll.	% Uncoll.			Assessor Refunds (\$)	Additional Levy (\$)
TAX DISTRICT: GRIFFITH								LEVY TYPE: LATE LIST PENALTY			
2018	31.15	1.27	0.11	8.68	39.11	30.41	8.70	1.06	0.00	0.00	0.00
		0.00	30.41	0.66	0.00	77.76 %	22.24 %			0.00	0.00
2017	30.22	7.23	0.13	5.94	34.89	33.01	1.88	1.60	0.00	0.00	0.00
		0.00	33.01	6.09	0.00	94.61 %	5.39 %			0.00	0.00
2016	21.31	2.67	0.11	3.03	22.01	20.50	1.51	0.27	0.00	0.00	0.00
		0.00	20.50	0.45	0.00	93.14 %	6.86 %			0.00	0.00
2015	20.75	23.67	22.40	34.96	19.62	17.85	1.77	0.13	0.00	0.00	0.00
		0.00	17.85	9.98	0.00	90.98 %	9.02 %			0.00	0.00
2014	23.37	3.07	0.09	15.76	37.39	35.33	2.06	0.00	0.00	0.00	0.00
		0.00	35.33	1.42	0.00	94.49 %	5.51 %			0.00	0.00
2013	32.06	2.13	2.81	20.88	48.00	42.47	5.53	0.00	0.00	0.00	0.00
		0.00	42.47	0.00	0.00	88.48 %	11.52 %			0.00	0.00
2012	23.44	1.66	1.95	0.53	20.36	14.52	5.84	0.00	0.00	0.00	0.00
		0.00	14.52	0.00	0.00	71.32 %	28.68 %			0.00	0.00
2011	26.82	0.69	0.99	2.96	28.10	25.70	2.40	0.13	0.00	0.00	0.00
		0.00	25.70	0.00	0.00	91.46 %	8.54 %			0.00	0.00
2010	17.16	0.75	47.92	75.11	43.60	41.72	1.88	0.00	0.00	0.00	0.00
		0.00	41.72	0.00	0.00	95.69 %	4.31 %			0.00	0.00
Sub.	226.28	43.14	76.51	167.85	293.08	261.51	31.57	3.19	0.00	0.00	0.00
		0.00	261.51	18.60	0.00	89.23 %	10.77 %			0.00	0.00

Fiscal Year Activity from July 1, 20XX to June 30, 2020								Activity from July 1, 2019 to June 30, 2020			
Tax Year	Orig. Billed Amt (\$)	Abs. Adj (\$)	Bill Releases (\$)	Disc. Levy (\$)	Net Levy (\$)	Amt Collect. (\$)	Unpaid Balance (\$)	Amt Collect. (\$)	Abs. Adj (\$)	Bill Releases (\$)	Disc. Levy (\$)
		Assessor Refunds (\$)	Net Collections (\$)	Additional Levy (\$)	Collection Fee Amt (\$)	% Coll.	% Uncoll.			Assessor Refunds (\$)	Additional Levy (\$)
TAX DISTRICT: GRIFFITH								LEVY TYPE: TAX			
2018	112,583.07	201.49	6.55	942.89	113,500.25	112,044.13	1,456.12	1,299.33	0.00	0.22	0.00
		0.00	112,044.13	182.33	0.00	98.72 %	1.28 %			0.00	0.00
2017	103,638.63	628.63	5.26	24.17	103,691.38	103,478.12	213.26	161.56	0.00	0.00	0.00
		335.04	103,813.16	662.47	0.00	99.79 %	0.21 %			0.00	0.00
2016	100,033.39	4,802.32	4.35	15.12	95,437.29	95,294.56	142.73	2.64	0.00	0.00	0.00
		909.49	96,204.05	195.45	0.00	99.85 %	0.15 %			0.00	0.00
2015	94,703.87	297.03	70.23	120.18	95,479.73	95,385.40	94.33	1.80	0.00	0.00	0.00
		0.00	95,385.40	1,022.94	0.00	99.90 %	0.10 %			0.00	0.00
2014	92,421.88	200.52	3.09	54.09	92,447.49	92,336.07	111.42	55.39	0.00	0.00	0.00
		0.00	92,336.07	175.13	0.00	99.88 %	0.12 %			0.00	0.00
2013	93,126.24	21.41	668.77	119.28	92,555.34	92,390.07	165.27	0.00	0.00	0.00	0.00
		0.00	92,390.07	0.00	0.00	99.82 %	0.18 %			0.00	0.00
2012	103,935.01	16.60	16.02	518.76	104,421.15	104,315.03	106.12	0.00	0.00	0.00	0.00
		0.00	104,315.03	0.00	0.00	99.90 %	0.10 %			0.00	0.00
2011	102,896.52	8.31	75.87	13.88	102,826.22	102,719.32	106.90	0.18	0.00	0.00	0.00
		0.00	102,719.32	0.00	0.00	99.90 %	0.10 %			0.00	0.00
2010	102,572.55	7.43	115.77	205.18	102,654.53	102,619.27	35.26	0.00	0.00	0.00	0.00
		0.00	102,619.27	0.00	0.00	99.97 %	0.03 %			0.00	0.00
Sub.	905,911.16	6,183.74	965.91	2,013.55	903,013.38	900,581.97	2,431.41	1,520.90	0.00	0.22	0.00
		1,244.53	901,826.50	2,238.32	0.00	99.73 %	0.27 %			0.00	0.00

Fiscal Year Activity from July 1, 20XX to June 30, 2020								Activity from July 1, 2019 to June 30, 2020			
Tax Year	Orig. Billed Amt (\$)	Abs. Adj (\$)	Bill Releases (\$)	Disc. Levy (\$)	Net Levy (\$)	Amt Collect. (\$)	Unpaid Balance (\$)	Amt Collect. (\$)	Abs. Adj (\$)	Bill Releases (\$)	Disc. Levy (\$)
		Assessor Refunds (\$)	Net Collections (\$)	Additional Levy (\$)	Collection Fee Amt (\$)	% Coll.	% Uncoll.			Assessor Refunds (\$)	Additional Levy (\$)
TAX DISTRICT: GUMTREE LEVY TYPE: Interest											
2018	0.00	0.00	0.00	0.00	0.00	95.24	0.00	17.54	0.00	0.00	0.00
		0.00	95.24	0.00	0.00	NA	NA			0.00	0.00
2017	0.00	0.00	0.00	0.00	0.00	129.66	0.00	25.25	0.00	0.00	0.00
		0.00	129.66	0.00	0.00	NA	NA			0.00	0.00
2016	0.00	0.00	0.00	0.00	0.00	101.46	0.00	0.00	0.00	0.00	0.00
		0.00	101.46	0.00	0.00	NA	NA			0.00	0.00
2015	0.00	0.00	0.00	0.00	0.00	126.42	0.00	0.00	0.00	0.00	0.00
		0.00	126.42	0.00	0.00	NA	NA			0.00	0.00
2014	0.00	0.00	0.00	0.00	0.00	123.25	0.00	0.00	0.00	0.00	0.00
		0.00	123.25	0.00	0.00	NA	NA			0.00	0.00
2013	0.00	0.00	0.00	0.00	0.00	265.22	0.00	0.00	0.00	0.00	0.00
		0.00	265.22	0.00	0.00	NA	NA			0.00	0.00
2012	0.00	0.00	0.00	0.00	0.00	204.96	0.00	0.00	0.00	0.00	0.00
		0.00	204.96	0.00	0.00	NA	NA			0.00	0.00
2011	0.00	0.00	0.00	0.00	0.00	138.56	0.00	0.00	0.00	0.00	0.00
		0.00	138.56	0.00	0.00	NA	NA			0.00	0.00
2010	0.00	0.00	0.00	0.00	0.00	126.17	0.00	0.00	0.00	0.00	0.00
		0.00	126.17	0.00	0.00	NA	NA			0.00	0.00
Sub.	0.00	0.00	0.00	0.00	0.00	1,310.94	0.00	42.79	0.00	0.00	0.00
		0.00	1,310.94	0.00	0.00	NA	NA			0.00	0.00

Fiscal Year Activity from July 1, 20XX to June 30, 2020								Activity from July 1, 2019 to June 30, 2020			
Tax Year	Orig. Billed Amt (\$)	Abs. Adj (\$)	Bill Releases (\$)	Disc. Levy (\$)	Net Levy (\$)	Amt Collect. (\$)	Unpaid Balance (\$)	Amt Collect. (\$)	Abs. Adj (\$)	Bill Releases (\$)	Disc. Levy (\$)
		Assessor Refunds (\$)	Net Collections (\$)	Additional Levy (\$)	Collection Fee Amt (\$)	% Coll.	% Uncoll.			Assessor Refunds (\$)	Additional Levy (\$)
TAX DISTRICT: GUMTREE								LEVY TYPE: LATE LIST PENALTY			
2018	22.18	2.07	0.07	35.97	56.01	41.73	14.28	0.33	0.00	0.00	0.00
		0.00	41.73	0.00	0.00	74.50 %	25.50 %			0.00	0.00
2017	11.92	1.58	0.03	3.29	13.60	10.94	2.66	0.26	0.00	0.00	0.00
		0.00	10.94	0.00	0.00	80.44 %	19.56 %			0.00	0.00
2016	18.13	0.61	0.03	6.09	23.58	23.25	0.33	0.00	0.00	0.00	0.00
		0.00	23.25	0.00	0.00	98.60 %	1.40 %			0.00	0.00
2015	19.57	2.43	0.04	12.07	29.17	28.55	0.62	0.00	0.00	0.00	0.00
		0.00	28.55	0.00	0.00	97.87 %	2.13 %			0.00	0.00
2014	17.65	5.24	0.00	0.21	14.07	13.95	0.12	0.00	0.00	0.00	0.00
		0.00	13.95	1.45	0.00	99.15 %	0.85 %			0.00	0.00
2013	6.91	0.71	0.00	0.00	6.20	5.25	0.95	0.00	0.00	0.00	0.00
		0.00	5.25	0.00	0.00	84.68 %	15.32 %			0.00	0.00
2012	10.76	0.75	0.39	0.72	10.34	9.01	1.33	0.00	0.00	0.00	0.00
		0.00	9.01	0.00	0.00	87.14 %	12.86 %			0.00	0.00
2011	5.82	0.75	0.00	0.00	6.45	5.35	1.10	0.00	0.00	0.00	0.00
		0.00	5.35	1.38	0.00	82.95 %	17.05 %			0.00	0.00
2010	7.59	0.79	25.71	33.26	14.35	10.98	3.37	0.00	0.00	0.00	0.00
		0.00	10.98	0.00	0.00	76.52 %	23.48 %			0.00	0.00
Sub.	120.53	14.93	26.27	91.61	173.77	149.01	24.76	0.59	0.00	0.00	0.00
		0.00	149.01	2.83	0.00	85.75 %	14.25 %			0.00	0.00

Fiscal Year Activity from July 1, 20XX to June 30, 2020								Activity from July 1, 2019 to June 30, 2020			
Tax Year	Orig. Billed Amt (\$)	Abs. Adj (\$)	Bill Releases (\$)	Disc. Levy (\$)	Net Levy (\$)	Amt Collect. (\$)	Unpaid Balance (\$)	Amt Collect. (\$)	Abs. Adj (\$)	Bill Releases (\$)	Disc. Levy (\$)
		Assessor Refunds (\$)	Net Collections (\$)	Additional Levy (\$)	Collection Fee Amt (\$)	% Coll.	% Uncoll.			Assessor Refunds (\$)	Additional Levy (\$)
TAX DISTRICT: GUMTREE LEVY TYPE: TAX											
2018	64,981.22	175.83	3.81	110.65	65,025.15	64,369.72	655.43	150.54	0.00	0.11	0.00
		0.00	64,369.72	112.92	0.00	98.99 %	1.01 %			0.00	0.00
2017	62,555.52	740.01	3.14	16.71	62,062.43	61,578.08	484.35	146.40	0.00	0.00	0.00
		0.00	61,578.08	233.35	0.00	99.22 %	0.78 %			0.00	0.00
2016	58,570.95	384.90	2.55	31.97	58,472.37	58,007.28	465.09	0.00	0.00	0.00	0.00
		0.00	58,007.28	256.90	0.00	99.20 %	0.80 %			0.00	0.00
2015	54,646.97	252.58	1.57	59.35	54,680.37	54,236.71	443.66	0.00	0.00	0.00	0.00
		0.00	54,236.71	228.20	0.00	99.19 %	0.81 %			0.00	0.00
2014	52,954.17	77.90	1.57	2.09	52,891.30	52,890.10	1.20	0.00	0.00	0.00	0.00
		0.00	52,890.10	14.51	0.00	100.00 %	0.00 %			0.00	0.00
2013	53,319.77	7.06	530.75	352.23	53,134.19	53,123.83	10.36	0.00	0.00	0.00	0.00
		0.00	53,123.83	0.00	0.00	99.98 %	0.02 %			0.00	0.00
2012	55,590.02	7.54	53.26	3.54	55,532.76	55,519.46	13.30	0.00	0.00	0.00	0.00
		0.00	55,519.46	0.00	0.00	99.98 %	0.02 %			0.00	0.00
2011	49,415.18	7.51	0.00	0.00	49,421.50	49,410.50	11.00	0.00	0.00	0.00	0.00
		0.00	49,410.50	13.83	0.00	99.98 %	0.02 %			0.00	0.00
2010	62,964.16	7.88	0.00	78.40	63,034.68	63,009.19	25.49	0.00	0.00	0.00	0.00
		0.00	63,009.19	0.00	0.00	99.96 %	0.04 %			0.00	0.00
Sub.	514,997.96	1,661.21	596.65	654.94	514,254.75	512,144.87	2,109.88	296.94	0.00	0.11	0.00
		0.00	512,144.87	859.71	0.00	99.59 %	0.41 %			0.00	0.00

Fiscal Year Activity from July 1, 20XX to June 30, 2020								Activity from July 1, 2019 to June 30, 2020			
Tax Year	Orig. Billed Amt (\$)	Abs. Adj (\$)	Bill Releases (\$)	Disc. Levy (\$)	Net Levy (\$)	Amt Collect. (\$)	Unpaid Balance (\$)	Amt Collect. (\$)	Abs. Adj (\$)	Bill Releases (\$)	Disc. Levy (\$)
		Assessor Refunds (\$)	Net Collections (\$)	Additional Levy (\$)	Collection Fee Amt (\$)	% Coll.	% Uncoll.			Assessor Refunds (\$)	Additional Levy (\$)
TAX DISTRICT: HIGH POINT LEVY TYPE: Interest											
2018	0.00	0.00	0.00	0.00	0.00	139.20	0.00	2.87	0.00	0.00	0.00
		0.00	139.20	0.00	0.00	NA	NA			0.00	0.00
2017	0.00	0.00	0.00	0.00	0.00	307.88	0.00	0.00	0.00	0.00	0.00
		0.00	307.88	0.00	0.00	NA	NA			0.00	0.00
2016	0.00	0.00	0.00	0.00	0.00	19.41	0.00	0.00	0.00	0.00	0.00
		0.00	19.41	0.00	0.00	NA	NA			0.00	0.00
2015	0.00	0.00	0.00	0.00	0.00	44.28	0.00	0.00	0.00	0.00	0.00
		0.00	44.28	0.00	0.00	NA	NA			0.00	0.00
2014	0.00	0.00	0.00	0.00	0.00	12.29	0.00	0.00	0.00	0.00	0.00
		0.00	12.29	0.00	0.00	NA	NA			0.00	0.00
2013	0.00	0.00	0.00	0.00	0.00	1,326.58	0.00	0.00	0.00	0.00	0.00
		0.00	1,326.58	0.00	0.00	NA	NA			0.00	0.00
2012	0.00	0.00	0.00	0.00	0.00	53.10	0.00	0.00	0.00	0.00	0.00
		0.00	53.10	0.00	0.00	NA	NA			0.00	0.00
Sub.	0.00	0.00	0.00	0.00	0.00	1,902.74	0.00	2.87	0.00	0.00	0.00
		0.00	1,902.74	0.00	0.00	NA	NA			0.00	0.00
TAX DISTRICT: HIGH POINT LEVY TYPE: LATE LIST PENALTY											
2018	27.24	2.33	0.00	2.33	29.57	29.57	0.00	0.00	0.00	0.00	0.00
		0.00	29.57	2.33	0.00	100 %	0 %			0.00	0.00
2017	39.58	0.00	0.00	0.00	39.58	39.58	0.00	0.00	0.00	0.00	0.00
		0.00	39.58	0.00	0.00	100 %	0 %			0.00	0.00

Fiscal Year Activity from July 1, 20XX to June 30, 2020								Activity from July 1, 2019 to June 30, 2020			
Tax Year	Orig. Billed Amt (\$)	Abs. Adj (\$)	Bill Releases (\$)	Disc. Levy (\$)	Net Levy (\$)	Amt Collect. (\$)	Unpaid Balance (\$)	Amt Collect. (\$)	Abs. Adj (\$)	Bill Releases (\$)	Disc. Levy (\$)
		Assessor Refunds (\$)	Net Collections (\$)	Additional Levy (\$)	Collection Fee Amt (\$)	% Coll.	% Uncoll.			Assessor Refunds (\$)	Additional Levy (\$)
2014	1.95	0.00	0.00	0.00	1.95	1.95	0.00	0.00	0.00	0.00	0.00
		0.00	1.95	0.00	0.00	100 %	0 %			0.00	0.00
2013	18.04	0.00	18.04	0.00	0.00	0.00	0.00	0.00	0.00	0.00	0.00
		0.00	0.00	0.00	0.00	100 %	0 %			0.00	0.00
Sub.	86.81	2.33	18.04	2.33	71.10	71.10	0.00	0.00	0.00	0.00	0.00
		0.00	71.10	2.33	0.00	100 %	0 %			0.00	0.00
TAX DISTRICT: HIGH POINT								LEVY TYPE: TAX			
2018	486,593.49	11.66	2.45	11.66	486,602.70	486,602.70	0.00	236.69	0.00	0.00	0.00
		0.00	486,602.70	11.66	0.00	100 %	0 %			0.00	0.00
2017	456,062.81	0.00	3.04	11,711.98	491,461.11	491,461.11	0.00	0.00	0.00	0.00	0.00
		0.00	491,461.11	23,689.36	0.00	100 %	0 %			0.00	0.00
2016	366,234.76	0.00	2.12	0.00	366,232.64	366,232.64	0.00	0.00	0.00	0.00	0.00
		0.00	366,232.64	0.00	0.00	100 %	0 %			0.00	0.00
2015	88,565.55	0.00	3.29	0.00	88,562.26	88,562.26	0.00	0.00	0.00	0.00	0.00
		0.00	88,562.26	0.00	0.00	100 %	0 %			0.00	0.00
2014	26,558.90	0.00	1.04	1,957.18	28,515.04	28,515.04	0.00	0.00	0.00	0.00	0.00
		0.00	28,515.04	0.00	0.00	100 %	0 %			0.00	0.00
2013	14,783.93	0.00	181.01	6,948.39	21,551.31	21,551.31	0.00	0.00	0.00	0.00	0.00
		0.00	21,551.31	0.00	0.00	100 %	0 %			0.00	0.00
2012	13,136.90	0.00	0.00	0.00	13,136.90	13,136.90	0.00	0.00	0.00	0.00	0.00
		0.00	13,136.90	0.00	0.00	100 %	0 %			0.00	0.00
Sub.	1,451,936.34	11.66	192.95	20,629.21	1,496,061.96	1,496,061.96	0.00	236.69	0.00	0.00	0.00
		0.00	1,496,061.96	23,701.02	0.00	100 %	0 %			0.00	0.00

Fiscal Year Activity from July 1, 20XX to June 30, 2020								Activity from July 1, 2019 to June 30, 2020			
Tax Year	Orig. Billed Amt (\$)	Abs. Adj (\$)	Bill Releases (\$)	Disc. Levy (\$)	Net Levy (\$)	Amt Collect. (\$)	Unpaid Balance (\$)	Amt Collect. (\$)	Abs. Adj (\$)	Bill Releases (\$)	Disc. Levy (\$)
		Assessor Refunds (\$)	Net Collections (\$)	Additional Levy (\$)	Collection Fee Amt (\$)	% Coll.	% Uncoll.			Assessor Refunds (\$)	Additional Levy (\$)
TAX DISTRICT: HORNEYTOWN								LEVY TYPE: Interest			
2018	0.00	0.00	0.00	0.00	0.00	706.04	0.00	181.10	0.00	0.00	0.00
		0.00	706.04	0.00	0.00	NA	NA			0.00	0.00
2017	0.00	0.00	0.00	0.00	0.00	570.13	0.00	113.02	0.00	0.00	0.00
		0.00	570.13	0.00	0.00	NA	NA			0.00	0.00
2016	0.00	0.00	0.00	0.00	0.00	582.88	0.00	108.96	0.00	0.00	0.00
		0.00	582.88	0.00	0.00	NA	NA			0.00	0.00
2015	0.00	0.00	0.00	0.00	0.00	700.58	0.00	163.45	0.00	0.00	0.00
		0.00	700.58	0.00	0.00	NA	NA			0.00	0.00
2014	0.00	0.00	0.00	0.00	0.00	858.29	0.00	180.01	0.00	0.00	0.00
		0.00	858.29	0.00	0.00	NA	NA			0.00	0.00
2013	0.00	0.00	0.00	0.00	0.00	1,563.88	0.00	349.18	0.00	0.00	0.00
		0.00	1,563.88	0.00	0.00	NA	NA			0.00	0.00
2012	0.00	0.00	0.00	0.00	0.00	893.62	0.00	206.78	0.00	0.00	0.00
		0.00	893.62	0.00	0.00	NA	NA			0.00	0.00
2011	0.00	0.00	0.00	0.00	0.00	753.36	0.00	1.44	0.00	0.00	0.00
		0.00	753.36	0.00	0.00	NA	NA			0.00	0.00
2010	0.00	0.00	0.00	0.00	0.00	898.47	0.00	18.23	0.00	0.00	0.00
		0.00	898.47	0.00	0.00	NA	NA			0.00	0.00
Sub.	0.00	0.00	0.00	0.00	0.00	7,527.25	0.00	1,322.17	0.00	0.00	0.00
		0.00	7,527.25	0.00	0.00	NA	NA			0.00	0.00

Fiscal Year Activity from July 1, 20XX to June 30, 2020								Activity from July 1, 2019 to June 30, 2020			
Tax Year	Orig. Billed Amt (\$)	Abs. Adj (\$)	Bill Releases (\$)	Disc. Levy (\$)	Net Levy (\$)	Amt Collect. (\$)	Unpaid Balance (\$)	Amt Collect. (\$)	Abs. Adj (\$)	Bill Releases (\$)	Disc. Levy (\$)
		Assessor Refunds (\$)	Net Collections (\$)	Additional Levy (\$)	Collection Fee Amt (\$)	% Coll.	% Uncoll.			Assessor Refunds (\$)	Additional Levy (\$)
TAX DISTRICT: HORNEYTOWN								LEVY TYPE: LATE LIST PENALTY			
2018	301.50	5.54	0.14	59.05	356.45	343.62	12.83	10.97	1.87	0.00	0.00
		0.00	343.62	1.58	0.00	96.40 %	3.60 %			0.00	1.58
2017	66.84	6.40	0.21	11.02	71.48	60.99	10.49	4.03	0.00	0.00	0.00
		0.25	61.24	0.23	0.00	85.32 %	14.68 %			0.00	0.23
2016	58.18	3.85	1.20	68.46	121.59	114.51	7.08	0.00	0.00	0.00	0.00
		0.23	114.74	0.00	0.00	94.18 %	5.82 %			0.00	0.00
2015	105.97	6.57	45.39	63.42	117.43	115.87	1.56	0.00	0.00	0.00	0.00
		0.00	115.87	0.00	0.00	98.67 %	1.33 %			0.00	0.00
2014	113.17	6.97	0.13	3.38	109.61	100.94	8.67	0.00	0.00	0.00	0.00
		0.00	100.94	0.16	0.00	92.09 %	7.91 %			0.00	0.00
2013	73.51	6.33	5.96	5.59	66.81	58.20	8.61	0.00	0.00	0.00	0.00
		0.00	58.20	0.00	0.00	87.11 %	12.89 %			0.00	0.00
2012	71.29	5.96	0.93	0.99	65.39	56.79	8.60	0.00	0.00	0.00	0.00
		0.00	56.79	0.00	0.00	86.85 %	13.15 %			0.00	0.00
2011	60.37	4.76	0.97	0.64	55.28	46.73	8.55	0.00	0.00	0.00	0.00
		0.00	46.73	0.00	0.00	84.53 %	15.47 %			0.00	0.00
2010	257.21	4.90	75.20	157.59	334.70	326.83	7.87	0.00	0.00	0.00	0.00
		0.00	326.83	0.00	0.00	97.65 %	2.35 %			0.00	0.00
Sub.	1,108.04	51.28	130.13	370.14	1,298.74	1,224.48	74.26	15.00	1.87	0.00	0.00
		0.48	1,224.96	1.97	0.00	94.28 %	5.72 %			0.00	1.81

Fiscal Year Activity from July 1, 20XX to June 30, 2020								Activity from July 1, 2019 to June 30, 2020			
Tax Year	Orig. Billed Amt (\$)	Abs. Adj (\$)	Bill Releases (\$)	Disc. Levy (\$)	Net Levy (\$)	Amt Collect. (\$)	Unpaid Balance (\$)	Amt Collect. (\$)	Abs. Adj (\$)	Bill Releases (\$)	Disc. Levy (\$)
		Assessor Refunds (\$)	Net Collections (\$)	Additional Levy (\$)	Collection Fee Amt (\$)	% Coll.	% Uncoll.			Assessor Refunds (\$)	Additional Levy (\$)
TAX DISTRICT: HORNEYTOWN								LEVY TYPE: TAX			
2018	250,114.47	719.50	15.02	289.08	250,301.85	249,490.56	811.29	2,493.13	18.73	0.23	0.00
		0.00	249,490.56	632.82	0.00	99.68 %	0.32 %			0.00	15.88
2017	238,487.56	6,497.97	3,830.39	30.03	228,921.85	228,508.24	413.61	686.01	0.00	0.00	0.00
		486.81	228,995.05	732.62	0.00	99.82 %	0.18 %			0.00	2.27
2016	192,813.73	457.37	9.29	192.96	192,881.56	192,646.83	234.73	396.05	0.00	0.00	0.00
		2.37	192,649.20	341.53	0.00	99.88 %	0.12 %			0.00	0.00
2015	184,827.21	326.56	135.33	185.26	184,815.20	184,723.39	91.81	467.64	0.00	0.00	0.00
		0.00	184,723.39	264.62	0.00	99.95 %	0.05 %			0.00	0.00
2014	185,016.57	323.28	5.77	15.71	184,914.26	184,734.20	180.06	377.98	0.00	0.00	0.00
		0.00	184,734.20	211.03	0.00	99.90 %	0.10 %			0.00	0.00
2013	191,083.62	63.39	4,590.00	2,584.34	189,014.57	188,855.69	158.88	581.09	0.00	0.00	0.00
		0.00	188,855.69	0.00	0.00	99.92 %	0.08 %			0.00	0.00
2012	192,787.41	59.51	1,297.24	4.94	191,435.60	191,287.74	147.86	321.83	0.00	0.00	0.00
		0.00	191,287.74	0.00	0.00	99.92 %	0.08 %			0.00	0.00
2011	191,910.95	47.63	1,257.71	3.19	190,608.80	190,459.63	149.17	1.97	0.00	0.00	0.00
		0.00	190,459.63	0.00	0.00	99.92 %	0.08 %			0.00	0.00
2010	191,694.21	48.93	38.02	1,293.58	192,900.84	192,751.46	149.38	21.07	0.00	0.00	0.00
		0.00	192,751.46	0.00	0.00	99.92 %	0.08 %			0.00	0.00
Sub.	1,818,735.73	8,544.14	11,178.77	4,599.09	1,805,794.53	1,803,457.74	2,336.79	5,346.77	18.73	0.23	0.00
		489.18	1,803,946.92	2,182.62	0.00	99.87 %	0.13 %			0.00	18.15

Fiscal Year Activity from July 1, 20XX to June 30, 2020								Activity from July 1, 2019 to June 30, 2020			
Tax Year	Orig. Billed Amt (\$)	Abs. Adj (\$)	Bill Releases (\$)	Disc. Levy (\$)	Net Levy (\$)	Amt Collect. (\$)	Unpaid Balance (\$)	Amt Collect. (\$)	Abs. Adj (\$)	Bill Releases (\$)	Disc. Levy (\$)
		Assessor Refunds (\$)	Net Collections (\$)	Additional Levy (\$)	Collection Fee Amt (\$)	% Coll.	% Uncoll.			Assessor Refunds (\$)	Additional Levy (\$)
TAX DISTRICT: KERNERSVILLE LEVY TYPE: Interest											
2018	0.00	0.00	0.00	0.00	0.00	31,649.87	0.00	7,411.51	0.00	0.00	0.00
		0.00	31,649.87	0.00	0.00	NA	NA			0.00	0.00
2017	0.00	0.00	0.00	0.00	0.00	31,782.29	0.00	1,615.85	0.00	0.00	0.00
		0.00	31,782.29	0.00	0.00	NA	NA			0.00	0.00
2016	0.00	0.00	0.00	0.00	0.00	34,596.23	0.00	856.71	0.00	0.00	0.00
		0.00	34,596.23	0.00	0.00	NA	NA			0.00	0.00
2015	0.00	0.00	0.00	0.00	0.00	26,954.61	0.00	740.96	0.00	0.00	0.00
		0.00	26,954.61	0.00	0.00	NA	NA			0.00	0.00
2014	0.00	0.00	0.00	0.00	0.00	37,527.42	0.00	693.82	0.00	0.00	0.00
		0.00	37,527.42	0.00	0.00	NA	NA			0.00	0.00
2013	0.00	0.00	0.00	0.00	0.00	32,496.71	0.00	449.85	0.00	0.00	0.00
		0.00	32,496.71	0.00	0.00	NA	NA			0.00	0.00
2012	0.00	0.00	0.00	0.00	0.00	35,073.16	0.00	254.77	0.00	0.00	0.00
		0.00	35,073.16	0.00	0.00	NA	NA			0.00	0.00
2011	0.00	0.00	0.00	0.00	0.00	68,836.20	0.00	283.26	0.00	0.00	0.00
		0.00	68,836.20	0.00	0.00	NA	NA			0.00	0.00
2010	0.00	0.00	0.00	0.00	0.00	85,160.10	0.00	560.44	0.00	0.00	0.00
		0.00	85,160.10	0.00	0.00	NA	NA			0.00	0.00
Sub.	0.00	0.00	0.00	0.00	0.00	384,076.59	0.00	12,867.17	0.00	0.00	0.00
		0.00	384,076.59	0.00	0.00	NA	NA			0.00	0.00

Fiscal Year Activity from July 1, 20XX to June 30, 2020								Activity from July 1, 2019 to June 30, 2020			
Tax Year	Orig. Billed Amt (\$)	Abs. Adj (\$)	Bill Releases (\$)	Disc. Levy (\$)	Net Levy (\$)	Amt Collect. (\$)	Unpaid Balance (\$)	Amt Collect. (\$)	Abs. Adj (\$)	Bill Releases (\$)	Disc. Levy (\$)
		Assessor Refunds (\$)	Net Collections (\$)	Additional Levy (\$)	Collection Fee Amt (\$)	% Coll.	% Uncoll.			Assessor Refunds (\$)	Additional Levy (\$)
TAX DISTRICT: KERNERSVILLE								LEVY TYPE: KE RECYCLE FEE			
2018	351,936.00	728.00	0.00	0.00	351,832.00	351,416.00	416.00	1,284.58	0.00	0.00	0.00
		0.00	351,416.00	624.00	0.00	99.88 %	0.12 %			0.00	0.00
2017	214,552.80	1,684.80	0.00	0.00	214,520.40	214,293.60	226.80	202.65	0.00	0.00	0.00
		0.00	214,293.60	1,652.40	0.00	99.89 %	0.11 %			0.00	0.00
2016	210,146.40	518.40	0.00	0.00	210,049.20	209,919.60	129.60	0.00	0.00	0.00	0.00
		0.00	209,919.60	421.20	0.00	99.94 %	0.06 %			0.00	0.00
2015	208,494.00	421.20	0.00	0.00	208,461.60	208,396.80	64.80	32.40	0.00	0.00	0.00
		0.00	208,396.80	388.80	0.00	99.97 %	0.03 %			0.00	0.00
2014	208,850.40	393.80	61.78	10.00	208,599.22	208,502.02	97.20	32.40	0.00	0.00	0.00
		0.00	208,502.02	194.40	0.00	99.95 %	0.05 %			0.00	0.00
2013	208,882.80	97.20	356.58	0.00	208,429.02	208,270.56	158.46	32.40	0.00	0.00	0.00
		0.00	208,270.56	0.00	0.00	99.92 %	0.08 %			0.00	0.00
2012	208,526.40	129.60	259.61	0.00	208,137.19	208,039.99	97.20	32.40	0.00	0.00	0.00
		0.00	208,039.99	0.00	0.00	99.95 %	0.05 %			0.00	0.00
2011	207,392.40	0.00	389.10	0.00	207,003.30	206,970.90	32.40	32.40	0.00	0.00	0.00
		0.00	206,970.90	0.00	0.00	99.98 %	0.02 %			0.00	0.00
2010	206,096.40	0.00	0.57	0.00	206,095.83	206,063.47	32.36	34.14	0.00	0.00	0.00
		0.00	206,063.47	0.00	0.00	99.98 %	0.02 %			0.00	0.00
Sub.	2,024,877.60	3,973.00	1,067.64	10.00	2,023,127.76	2,021,872.94	1,254.82	1,683.37	0.00	0.00	0.00
		0.00	2,021,872.94	3,280.80	0.00	99.94 %	0.06 %			0.00	0.00

Fiscal Year Activity from July 1, 20XX to June 30, 2020								Activity from July 1, 2019 to June 30, 2020			
Tax Year	Orig. Billed Amt (\$)	Abs. Adj (\$)	Bill Releases (\$)	Disc. Levy (\$)	Net Levy (\$)	Amt Collect. (\$)	Unpaid Balance (\$)	Amt Collect. (\$)	Abs. Adj (\$)	Bill Releases (\$)	Disc. Levy (\$)
		Assessor Refunds (\$)	Net Collections (\$)	Additional Levy (\$)	Collection Fee Amt (\$)	% Coll.	% Uncoll.			Assessor Refunds (\$)	Additional Levy (\$)
TAX DISTRICT: KERNERSVILLE LEVY TYPE: KE STORM WATER											
2018	328,446.63	830.71	0.00	119.53	328,328.10	327,695.94	632.16	1,173.58	0.00	0.00	0.00
		0.00	327,695.94	592.65	0.00	99.81 %	0.19 %			0.00	0.00
2017	321,018.75	1,856.97	0.00	0.00	321,690.42	321,216.30	474.12	326.14	0.00	0.00	0.00
		0.00	321,216.30	2,528.64	0.00	99.85 %	0.15 %			0.00	0.00
2016	316,751.67	632.16	0.00	39.51	316,712.16	316,277.55	434.61	39.51	0.00	0.00	0.00
		39.51	316,317.06	553.14	0.00	99.86 %	0.14 %			0.00	0.00
2015	315,052.74	671.67	0.00	0.00	315,052.74	314,894.70	158.04	79.02	0.00	0.00	0.00
		39.51	314,934.21	671.67	0.00	99.95 %	0.05 %			0.00	0.00
2014	312,840.18	518.63	114.85	10.00	312,572.29	312,374.74	197.55	39.51	0.00	0.00	0.00
		39.51	312,414.25	355.59	0.00	99.94 %	0.06 %			0.00	0.00
2013	970,948.59	1,059.45	593.20	0.00	970,157.57	966,981.65	3,175.92	39.51	0.00	0.00	0.00
		861.63	967,843.28	861.63	0.00	99.67 %	0.33 %			0.00	0.00
2012	977,406.21	197.82	4,200.45	0.00	973,007.94	972,028.05	979.89	39.51	0.00	0.00	0.00
		0.00	972,028.05	0.00	0.00	99.90 %	0.10 %			0.00	0.00
2011	971,363.40	0.00	542.97	0.00	970,820.43	969,919.56	900.87	39.51	0.00	0.00	0.00
		0.00	969,919.56	0.00	0.00	99.91 %	0.09 %			0.00	0.00
2010	957,795.42	0.00	0.95	0.00	957,794.47	956,625.50	1,168.97	41.63	0.00	0.00	0.00
		0.00	956,625.50	0.00	0.00	99.88 %	0.12 %			0.00	0.00
Sub.	5,471,623.59	5,767.41	5,452.42	169.04	5,466,136.12	5,458,013.99	8,122.13	1,817.92	0.00	0.00	0.00
		980.16	5,458,994.15	5,563.32	0.00	99.85 %	0.15 %			0.00	0.00

Fiscal Year Activity from July 1, 20XX to June 30, 2020								Activity from July 1, 2019 to June 30, 2020			
Tax Year	Orig. Billed Amt (\$)	Abs. Adj (\$)	Bill Releases (\$)	Disc. Levy (\$)	Net Levy (\$)	Amt Collect. (\$)	Unpaid Balance (\$)	Amt Collect. (\$)	Abs. Adj (\$)	Bill Releases (\$)	Disc. Levy (\$)
		Assessor Refunds (\$)	Net Collections (\$)	Additional Levy (\$)	Collection Fee Amt (\$)	% Coll.	% Uncoll.			Assessor Refunds (\$)	Additional Levy (\$)
TAX DISTRICT: KERNERSVILLE LEVY TYPE: KE STRMWTR2											
2018	716,512.19	2,201.16	0.94	2,187.90	716,511.25	713,434.93	3,076.32	8,486.40	0.00	0.00	0.00
		0.00	713,434.93	13.26	0.00	99.57 %	0.43 %			0.00	0.00
2017	697,701.42	5,821.14	0.33	0.00	708,415.17	705,365.37	3,049.80	1,276.64	0.00	0.00	0.00
		0.00	705,365.37	16,535.22	0.00	99.57 %	0.43 %			0.00	0.00
2016	698,974.38	901.68	0.24	464.10	699,358.68	695,725.44	3,633.24	1,272.96	0.00	0.00	0.00
		822.12	696,547.56	822.12	0.00	99.48 %	0.52 %			0.00	0.00
2015	678,673.32	4,349.28	1.15	0.00	678,672.17	675,900.83	2,771.34	1,272.96	0.00	0.00	0.00
		822.12	676,722.95	4,349.28	0.00	99.59 %	0.41 %			0.00	0.00
2014	661,541.40	954.72	1.09	0.00	661,500.53	658,729.19	2,771.34	0.00	0.00	0.00	0.00
		822.12	659,551.31	914.94	0.00	99.58 %	0.42 %			0.00	0.00
Sub.	3,453,402.71	14,227.98	3.75	2,652.00	3,464,457.80	3,449,155.76	15,302.04	12,308.96	0.00	0.00	0.00
		2,466.36	3,451,622.12	22,634.82	0.00	99.56 %	0.44 %			0.00	0.00
TAX DISTRICT: KERNERSVILLE LEVY TYPE: LATE LIST PENALTY											
2018	10,938.11	2,296.01	1.67	15,306.80	25,442.93	24,324.15	1,118.78	229.42	379.54	0.00	0.00
		13.91	24,338.06	1,495.70	0.00	95.60 %	4.40 %			0.00	0.00
2017	10,942.17	3,847.31	2.10	721.34	11,177.70	10,741.33	436.37	44.87	2.29	0.00	0.00
		1.57	10,742.90	3,363.60	0.00	96.10 %	3.90 %			0.00	0.00
2016	7,205.93	1,350.30	933.96	12,717.86	17,669.49	17,376.68	292.81	10.98	0.44	0.00	0.00
		0.86	17,377.54	29.96	0.00	98.34 %	1.66 %			0.00	0.00
2015	11,128.36	3,457.70	11.21	10,332.15	18,141.96	17,800.18	341.78	15.60	0.46	0.00	0.00
		12.78	17,812.96	150.36	0.00	98.12 %	1.88 %			0.00	0.00

Fiscal Year Activity from July 1, 20XX to June 30, 2020								Activity from July 1, 2019 to June 30, 2020			
Tax Year	Orig. Billed Amt (\$)	Abs. Adj (\$)	Bill Releases (\$)	Disc. Levy (\$)	Net Levy (\$)	Amt Collect. (\$)	Unpaid Balance (\$)	Amt Collect. (\$)	Abs. Adj (\$)	Bill Releases (\$)	Disc. Levy (\$)
		Assessor Refunds (\$)	Net Collections (\$)	Additional Levy (\$)	Collection Fee Amt (\$)	% Coll.	% Uncoll.			Assessor Refunds (\$)	Additional Levy (\$)
2014	15,716.86	7,679.52	32.90	5,792.51	14,094.46	13,739.54	354.92	6.54	0.50	0.00	0.00
		3.19	13,742.73	297.51	0.00	97.48 %	2.52 %			0.00	0.00
2013	8,722.25	186.03	569.77	13,569.29	21,543.85	21,284.82	259.03	14.87	0.36	0.00	0.00
		4.15	21,288.97	8.11	0.00	98.80 %	1.20 %			0.00	0.00
2012	7,393.44	83.06	330.60	1,005.61	7,993.44	7,135.46	857.98	9.62	0.34	0.00	0.00
		0.00	7,135.46	8.05	0.00	89.27 %	10.73 %			0.00	0.00
2011	13,693.35	61.33	7,605.87	285.34	6,319.94	5,900.44	419.50	7.49	0.35	0.00	0.00
		0.00	5,900.44	8.45	0.00	93.36 %	6.64 %			0.00	0.00
2010	14,063.30	58.82	3,547.29	35,685.25	46,151.15	44,603.74	1,547.41	2.24	0.36	0.00	0.00
		0.00	44,603.74	8.71	0.00	96.65 %	3.35 %			0.00	0.00
Sub.	99,803.77	19,020.08	13,035.37	95,416.15	168,534.92	162,906.34	5,628.58	341.63	384.64	0.00	0.00
		36.46	162,942.80	5,370.45	0.00	96.66 %	3.34 %			0.00	0.00
TAX DISTRICT: KERNERSVILLE LEVY TYPE: TAX											
2018	15,087,746.58	93,218.52	156.86	44,981.74	15,082,067.81	15,047,272.16	34,795.65	71,416.23	3,909.25	5.76	0.00
		147.66	15,047,419.82	42,714.87	0.00	99.77 %	0.23 %			0.00	21.84
2017	14,392,955.98	441,720.95	89.99	3,762.95	14,203,740.68	14,183,956.73	19,783.95	7,447.00	46.53	0.16	0.00
		17,460.40	14,201,417.13	248,832.69	0.00	99.86 %	0.14 %			0.00	23.61
2016	13,582,892.05	106,767.33	38,573.98	45,492.11	13,528,796.38	13,509,327.13	19,469.25	3,403.91	31.40	0.11	0.00
		24,467.96	13,533,795.09	45,753.53	0.00	99.86 %	0.14 %			0.00	26.96
2015	12,357,992.18	67,011.40	23,039.56	28,867.40	12,337,491.91	12,324,866.04	12,625.87	1,026.44	430.32	0.00	0.00
		37,167.00	12,362,033.04	40,683.29	0.00	99.90 %	0.10 %			0.00	0.00
2014	12,057,220.51	80,479.63	23,441.41	14,898.07	12,014,902.16	12,002,038.77	12,863.39	1,469.10	5.06	0.58	0.00
		37,133.06	12,039,171.83	46,704.62	0.00	99.89 %	0.11 %			0.00	0.00

Fiscal Year Activity from July 1, 20XX to June 30, 2020								Activity from July 1, 2019 to June 30, 2020			
Tax Year	Orig. Billed Amt (\$)	Abs. Adj (\$)	Bill Releases (\$)	Disc. Levy (\$)	Net Levy (\$)	Amt Collect. (\$)	Unpaid Balance (\$)	Amt Collect. (\$)	Abs. Adj (\$)	Bill Releases (\$)	Disc. Levy (\$)
		Assessor Refunds (\$)	Net Collections (\$)	Additional Levy (\$)	Collection Fee Amt (\$)	% Coll.	% Uncoll.			Assessor Refunds (\$)	Additional Levy (\$)
2013	11,516,439.07	42,063.92	179,782.44	35,092.16	11,352,055.51	11,337,204.62	14,850.89	731.71	3.59	0.00	0.00
		40,448.88	11,377,653.50	22,370.64	0.00	99.87 %	0.13 %			0.00	0.00
2012	11,645,621.27	830.66	24,485.28	3,161.90	11,623,547.73	11,609,824.06	13,723.67	333.77	3.43	0.30	0.00
		0.00	11,609,824.06	80.50	0.00	99.88 %	0.12 %			0.00	0.00
2011	11,628,224.30	613.49	39,500.47	918.29	11,589,113.11	11,577,586.45	11,526.66	312.68	3.53	0.00	0.00
		0.00	11,577,586.45	84.48	0.00	99.90 %	0.10 %			0.00	0.00
2010	11,874,846.51	588.24	63,356.22	108,277.90	11,919,267.06	11,887,897.03	31,370.03	626.31	3.63	0.00	0.00
		0.00	11,887,897.03	87.11	0.00	99.74 %	0.26 %			0.00	0.00
Sub.	114,143,938.45	833,294.14	392,426.21	285,452.52	113,650,982.35	113,479,972.99	171,009.36	86,767.15	4,436.74	6.91	0.00
		156,824.96	113,636,797.95	447,311.73	0.00	99.85 %	0.15 %			0.00	72.41
TAX DISTRICT: KERNERSVILLE LEVY TYPE: VEHICLE FEE											
2018	4,375.00	160.00	0.00	155.00	4,380.00	3,975.00	405.00	255.00	25.00	0.00	0.00
		5.00	3,980.00	10.00	0.00	90.75 %	9.25 %			0.00	10.00
2017	3,030.00	180.00	0.00	195.00	3,065.00	2,955.00	110.00	25.00	20.00	0.00	0.00
		5.21	2,960.21	20.00	0.00	96.41 %	3.59 %			0.00	10.00
2016	3,050.00	215.00	0.00	250.00	3,110.00	3,040.00	70.00	10.00	15.00	0.00	0.00
		0.00	3,040.00	25.00	0.00	97.75 %	2.25 %			0.00	10.00
2015	4,090.00	220.00	10.00	290.00	4,170.00	4,070.00	100.00	10.00	5.00	0.00	0.00
		0.00	4,070.00	20.00	0.00	97.60 %	2.40 %			0.00	0.00
2014	2,450.00	105.00	5.00	225.00	2,565.00	2,445.00	120.00	5.00	5.00	0.00	0.00
		0.00	2,445.00	0.00	0.00	95.32 %	4.68 %			0.00	0.00
2013	4,295.00	75.00	700.01	325.00	3,844.99	3,764.44	80.55	9.45	5.00	0.00	0.00
		10.74	3,775.18	0.00	0.00	97.91 %	2.09 %			0.00	0.00

Fiscal Year Activity from July 1, 20XX to June 30, 2020								Activity from July 1, 2019 to June 30, 2020			
Tax Year	Orig. Billed Amt (\$)	Abs. Adj (\$)	Bill Releases (\$)	Disc. Levy (\$)	Net Levy (\$)	Amt Collect. (\$)	Unpaid Balance (\$)	Amt Collect. (\$)	Abs. Adj (\$)	Bill Releases (\$)	Disc. Levy (\$)
		Assessor Refunds (\$)	Net Collections (\$)	Additional Levy (\$)	Collection Fee Amt (\$)	% Coll.	% Uncoll.			Assessor Refunds (\$)	Additional Levy (\$)
2012	4,190.00	25.00	25.78	65.00	4,204.22	4,129.22	75.00	0.00	5.00	0.00	0.00
		0.00	4,129.22	0.00	0.00	98.22 %	1.78 %			0.00	0.00
2011	3,790.00	20.00	20.01	50.00	3,799.99	3,769.99	30.00	5.00	5.00	0.00	0.00
		0.00	3,769.99	0.00	0.00	99.21 %	0.79 %			0.00	0.00
2010	3,295.00	20.00	5.09	20.00	3,289.91	3,264.91	25.00	5.00	5.00	0.00	0.00
		0.00	3,264.91	0.00	0.00	99.24 %	0.76 %			0.00	0.00
Sub.	32,565.00	1,020.00	765.89	1,575.00	32,429.11	31,413.56	1,015.55	324.45	90.00	0.00	0.00
		20.95	31,434.51	75.00	0.00	96.87 %	3.13 %			0.00	30.00
TAX DISTRICT: KING LEVY TYPE: Interest											
2018	0.00	0.00	0.00	0.00	0.00	118.17	0.00	0.83	0.00	0.00	0.00
		0.00	118.17	0.00	0.00	NA	NA			0.00	0.00
2017	0.00	0.00	0.00	0.00	0.00	220.56	0.00	12.01	0.00	0.00	0.00
		0.00	220.56	0.00	0.00	NA	NA			0.00	0.00
2016	0.00	0.00	0.00	0.00	0.00	295.76	0.00	0.00	0.00	0.00	0.00
		0.00	295.76	0.00	0.00	NA	NA			0.00	0.00
2015	0.00	0.00	0.00	0.00	0.00	297.48	0.00	0.00	0.00	0.00	0.00
		0.00	297.48	0.00	0.00	NA	NA			0.00	0.00
2014	0.00	0.00	0.00	0.00	0.00	454.11	0.00	0.00	0.00	0.00	0.00
		0.00	454.11	0.00	0.00	NA	NA			0.00	0.00
2013	0.00	0.00	0.00	0.00	0.00	535.70	0.00	0.00	0.00	0.00	0.00
		0.00	535.70	0.00	0.00	NA	NA			0.00	0.00
2012	0.00	0.00	0.00	0.00	0.00	722.64	0.00	0.00	0.00	0.00	0.00
		0.00	722.64	0.00	0.00	NA	NA			0.00	0.00

Fiscal Year Activity from July 1, 20XX to June 30, 2020								Activity from July 1, 2019 to June 30, 2020			
Tax Year	Orig. Billed Amt (\$)	Abs. Adj (\$)	Bill Releases (\$)	Disc. Levy (\$)	Net Levy (\$)	Amt Collect. (\$)	Unpaid Balance (\$)	Amt Collect. (\$)	Abs. Adj (\$)	Bill Releases (\$)	Disc. Levy (\$)
		Assessor Refunds (\$)	Net Collections (\$)	Additional Levy (\$)	Collection Fee Amt (\$)	% Coll.	% Uncoll.			Assessor Refunds (\$)	Additional Levy (\$)
2011	0.00	0.00	0.00	0.00	0.00	549.66	0.00	0.00	0.00	0.00	0.00
		0.00	549.66	0.00	0.00	NA	NA			0.00	0.00
2010	0.00	0.00	0.00	0.00	0.00	431.06	0.00	0.00	0.00	0.00	0.00
		0.00	431.06	0.00	0.00	NA	NA			0.00	0.00
Sub.	0.00	0.00	0.00	0.00	0.00	3,625.14	0.00	12.84	0.00	0.00	0.00
		0.00	3,625.14	0.00	0.00	NA	NA			0.00	0.00
TAX DISTRICT: KING LEVY TYPE: LATE LIST PENALTY											
2018	26.15	3.54	0.09	5.48	28.00	25.78	2.22	0.19	0.00	0.00	0.00
		0.00	25.78	0.00	0.00	92.07 %	7.93 %			0.00	0.00
2017	115.26	54.63	0.00	63.14	123.77	121.39	2.38	0.00	0.00	0.00	0.00
		0.00	121.39	0.00	0.00	98.08 %	1.92 %			0.00	0.00
2016	55.82	1.89	0.00	0.00	53.93	51.36	2.57	0.00	0.00	0.00	0.00
		0.00	51.36	0.00	0.00	95.23 %	4.77 %			0.00	0.00
2015	43.92	0.00	0.00	0.00	43.92	42.01	1.91	0.00	0.00	0.00	0.00
		0.00	42.01	0.00	0.00	95.65 %	4.35 %			0.00	0.00
2014	39.52	0.00	0.04	0.30	39.78	39.78	0.00	0.00	0.00	0.00	0.00
		0.00	39.78	0.00	0.00	100 %	0 %			0.00	0.00
2013	616.16	0.00	0.00	4.58	620.74	606.60	14.14	0.00	0.00	0.00	0.00
		0.00	606.60	0.00	0.00	97.72 %	2.28 %			0.00	0.00
2012	36.60	0.00	2.12	5.57	40.05	40.05	0.00	0.00	0.00	0.00	0.00
		0.00	40.05	0.00	0.00	100 %	0 %			0.00	0.00
2011	14.77	0.00	0.30	0.00	14.47	14.47	0.00	0.00	0.00	0.00	0.00
		0.00	14.47	0.00	0.00	100 %	0 %			0.00	0.00

Fiscal Year Activity from July 1, 20XX to June 30, 2020								Activity from July 1, 2019 to June 30, 2020			
Tax Year	Orig. Billed Amt (\$)	Abs. Adj (\$)	Bill Releases (\$)	Disc. Levy (\$)	Net Levy (\$)	Amt Collect. (\$)	Unpaid Balance (\$)	Amt Collect. (\$)	Abs. Adj (\$)	Bill Releases (\$)	Disc. Levy (\$)
		Assessor Refunds (\$)	Net Collections (\$)	Additional Levy (\$)	Collection Fee Amt (\$)	% Coll.	% Uncoll.			Assessor Refunds (\$)	Additional Levy (\$)
2010	613.25	0.00	12.10	0.00	601.15	601.15	0.00	0.00	0.00	0.00	0.00
		0.00	601.15	0.00	0.00	100 %	0 %			0.00	0.00
Sub.	1,561.45	60.06	14.65	79.07	1,565.81	1,542.59	23.22	0.19	0.00	0.00	0.00
		0.00	1,542.59	0.00	0.00	98.52 %	1.48 %			0.00	0.00
TAX DISTRICT: KING LEVY TYPE: TAX											
2018	250,754.74	1,202.03	753.40	27.43	249,473.45	248,668.33	805.12	1.89	173.44	0.00	0.00
		0.00	248,668.33	646.71	0.00	99.68 %	0.32 %			0.00	0.00
2017	253,404.26	593.56	801.23	158.67	252,287.57	251,815.15	472.42	200.15	0.00	0.00	0.00
		0.00	251,815.15	119.43	0.00	99.81 %	0.19 %			0.00	0.00
2016	246,094.87	155.23	909.38	0.00	245,030.26	244,552.15	478.11	0.00	0.00	0.00	0.00
		0.00	244,552.15	0.00	0.00	99.80 %	0.20 %			0.00	0.00
2015	243,615.95	2,008.71	884.63	0.00	240,772.57	240,301.05	471.52	0.00	0.00	0.00	0.00
		0.00	240,301.05	49.96	0.00	99.80 %	0.20 %			0.00	0.00
2014	242,420.71	1,918.91	1,295.00	73.86	239,280.66	238,825.44	455.22	0.00	0.00	0.00	0.00
		1,800.64	240,626.08	0.00	0.00	99.81 %	0.19 %			0.00	0.00
2013	243,954.92	0.00	108.98	18.12	243,864.06	243,270.31	593.75	0.00	0.00	0.00	0.00
		0.00	243,270.31	0.00	0.00	99.76 %	0.24 %			0.00	0.00
2012	247,604.67	0.00	121.13	25.15	247,508.69	247,035.61	473.08	0.00	0.00	0.00	0.00
		0.00	247,035.61	0.00	0.00	99.81 %	0.19 %			0.00	0.00
2011	253,823.08	0.00	3.20	0.00	253,819.88	253,346.80	473.08	0.00	0.00	0.00	0.00
		0.00	253,346.80	0.00	0.00	99.81 %	0.19 %			0.00	0.00
2010	242,861.55	0.00	121.58	0.00	242,739.97	242,740.14	-0.17	0.00	0.00	0.00	0.00

Fiscal Year Activity from July 1, 20XX to June 30, 2020								Activity from July 1, 2019 to June 30, 2020			
Tax Year	Orig. Billed Amt (\$)	Abs. Adj (\$)	Bill Releases (\$)	Disc. Levy (\$)	Net Levy (\$)	Amt Collect. (\$)	Unpaid Balance (\$)	Amt Collect. (\$)	Abs. Adj (\$)	Bill Releases (\$)	Disc. Levy (\$)
		Assessor Refunds (\$)	Net Collections (\$)	Additional Levy (\$)	Collection Fee Amt (\$)	% Coll.	% Uncoll.			Assessor Refunds (\$)	Additional Levy (\$)
		0.00	242,740.14	0.00	0.00	100.00 %	0.00 %			0.00	0.00
Sub.	2,224,534.75	5,878.44	4,998.53	303.23	2,214,777.11	2,210,554.98	4,222.13	202.04	173.44	0.00	0.00
		1,800.64	2,212,355.62	816.10	0.00	99.81 %	0.19 %			0.00	0.00
TAX DISTRICT: KING LEVY TYPE: VEHICLE FEE											
2018	50.00	0.00	0.00	0.00	50.00	40.00	10.00	5.00	0.00	0.00	0.00
		0.00	40.00	0.00	0.00	80.0 %	20.0 %			0.00	0.00
2017	50.00	0.00	0.00	25.00	75.00	75.00	0.00	0.00	0.00	0.00	0.00
		0.00	75.00	0.00	0.00	100 %	0 %			0.00	0.00
2016	50.00	0.00	0.00	0.00	50.00	50.00	0.00	0.00	0.00	0.00	0.00
		0.00	50.00	0.00	0.00	100 %	0 %			0.00	0.00
2015	50.00	0.00	0.00	0.00	50.00	50.00	0.00	0.00	0.00	0.00	0.00
		0.00	50.00	0.00	0.00	100 %	0 %			0.00	0.00
2014	45.00	0.00	0.00	5.00	50.00	50.00	0.00	0.00	0.00	0.00	0.00
		0.00	50.00	0.00	0.00	100 %	0 %			0.00	0.00
2013	40.00	0.00	0.00	10.00	50.00	50.00	0.00	0.00	0.00	0.00	0.00
		0.00	50.00	0.00	0.00	100 %	0 %			0.00	0.00
2012	40.00	0.00	0.00	15.00	55.00	55.00	0.00	0.00	0.00	0.00	0.00
		0.00	55.00	0.00	0.00	100 %	0 %			0.00	0.00
2011	35.00	0.00	5.00	0.00	30.00	30.00	0.00	0.00	0.00	0.00	0.00
		0.00	30.00	0.00	0.00	100 %	0 %			0.00	0.00

Fiscal Year Activity from July 1, 20XX to June 30, 2020								Activity from July 1, 2019 to June 30, 2020			
Tax Year	Orig. Billed Amt (\$)	Abs. Adj (\$)	Bill Releases (\$)	Disc. Levy (\$)	Net Levy (\$)	Amt Collect. (\$)	Unpaid Balance (\$)	Amt Collect. (\$)	Abs. Adj (\$)	Bill Releases (\$)	Disc. Levy (\$)
		Assessor Refunds (\$)	Net Collections (\$)	Additional Levy (\$)	Collection Fee Amt (\$)	% Coll.	% Uncoll.			Assessor Refunds (\$)	Additional Levy (\$)
2010	40.00	0.00	5.00	0.00	35.00	35.00	0.00	0.00	0.00	0.00	0.00
		0.00	35.00	0.00	0.00	100 %	0 %			0.00	0.00
Sub.	400.00	0.00	10.00	55.00	445.00	435.00	10.00	5.00	0.00	0.00	0.00
		0.00	435.00	0.00	0.00	97.75 %	2.25 %			0.00	0.00
TAX DISTRICT: KING FIRE DIST LEVY TYPE: Interest											
2018	0.00	0.00	0.00	0.00	0.00	139.75	0.00	34.24	0.00	0.00	0.00
		0.00	139.75	0.00	0.00	NA	NA			0.00	0.00
2017	0.00	0.00	0.00	0.00	0.00	110.89	0.00	28.52	0.00	0.00	0.00
		0.00	110.89	0.00	0.00	NA	NA			0.00	0.00
2016	0.00	0.00	0.00	0.00	0.00	129.30	0.00	40.85	0.00	0.00	0.00
		0.00	129.30	0.00	0.00	NA	NA			0.00	0.00
2015	0.00	0.00	0.00	0.00	0.00	156.35	0.00	46.45	0.00	0.00	0.00
		0.00	156.35	0.00	0.00	NA	NA			0.00	0.00
2014	0.00	0.00	0.00	0.00	0.00	199.25	0.00	22.20	0.00	0.00	0.00
		0.00	199.25	0.00	0.00	NA	NA			0.00	0.00
2013	0.00	0.00	0.00	0.00	0.00	145.80	0.00	26.98	0.00	0.00	0.00
		0.00	145.80	0.00	0.00	NA	NA			0.00	0.00
2012	0.00	0.00	0.00	0.00	0.00	168.15	0.00	37.82	0.00	0.00	0.00
		0.00	168.15	0.00	0.00	NA	NA			0.00	0.00
2011	0.00	0.00	0.00	0.00	0.00	244.75	0.00	39.15	0.00	0.00	0.00
		0.00	244.75	0.00	0.00	NA	NA			0.00	0.00
2010	0.00	0.00	0.00	0.00	0.00	110.03	0.00	40.97	0.00	0.00	0.00

Fiscal Year Activity from July 1, 20XX to June 30, 2020								Activity from July 1, 2019 to June 30, 2020			
Tax Year	Orig. Billed Amt (\$)	Abs. Adj (\$)	Bill Releases (\$)	Disc. Levy (\$)	Net Levy (\$)	Amt Collect. (\$)	Unpaid Balance (\$)	Amt Collect. (\$)	Abs. Adj (\$)	Bill Releases (\$)	Disc. Levy (\$)
		Assessor Refunds (\$)	Net Collections (\$)	Additional Levy (\$)	Collection Fee Amt (\$)	% Coll.	% Uncoll.			Assessor Refunds (\$)	Additional Levy (\$)
		0.00	110.03	0.00	0.00	NA	NA			0.00	0.00
Sub.	0.00	0.00	0.00	0.00	0.00	1,404.27	0.00	317.18	0.00	0.00	0.00
		0.00	1,404.27	0.00	0.00	NA	NA			0.00	0.00
TAX DISTRICT: KING FIRE DIST								LEVY TYPE: LATE LIST PENALTY			
2018	14.29	0.86	0.09	0.42	13.76	13.76	0.00	1.09	0.00	0.00	0.00
		0.00	13.76	0.00	0.00	100 %	0 %			0.00	0.00
2017	17.50	0.55	0.07	18.24	35.12	34.85	0.27	0.00	0.00	0.00	0.00
		0.00	34.85	0.00	0.00	99.23 %	0.77 %			0.00	0.00
2016	7.27	0.94	0.03	1.54	7.84	7.73	0.11	0.00	0.00	0.00	0.00
		0.00	7.73	0.00	0.00	98.60 %	1.40 %			0.00	0.00
2015	13.43	1.63	0.04	5.57	17.33	16.97	0.36	0.00	0.00	0.00	0.00
		0.56	17.53	0.00	0.00	97.92 %	2.08 %			0.00	0.00
2014	9.68	0.08	1.32	9.02	17.30	16.70	0.60	0.00	0.00	0.00	0.00
		0.00	16.70	0.00	0.00	96.53 %	3.47 %			0.00	0.00
2013	6.99	0.08	0.00	0.91	7.82	6.79	1.03	0.00	0.00	0.00	0.00
		0.00	6.79	0.00	0.00	86.83 %	13.17 %			0.00	0.00
2012	8.53	0.09	0.00	0.00	8.44	7.66	0.78	0.22	0.00	0.00	0.00
		0.00	7.66	0.00	0.00	90.76 %	9.24 %			0.00	0.00
2011	10.96	0.09	0.00	2.79	13.66	12.81	0.85	0.00	0.00	0.00	0.00
		0.00	12.81	0.00	0.00	93.78 %	6.22 %			0.00	0.00

Fiscal Year Activity from July 1, 20XX to June 30, 2020								Activity from July 1, 2019 to June 30, 2020			
Tax Year	Orig. Billed Amt (\$)	Abs. Adj (\$)	Bill Releases (\$)	Disc. Levy (\$)	Net Levy (\$)	Amt Collect. (\$)	Unpaid Balance (\$)	Amt Collect. (\$)	Abs. Adj (\$)	Bill Releases (\$)	Disc. Levy (\$)
		Assessor Refunds (\$)	Net Collections (\$)	Additional Levy (\$)	Collection Fee Amt (\$)	% Coll.	% Uncoll.			Assessor Refunds (\$)	Additional Levy (\$)
2010	9.88	0.08	32.18	45.23	22.85	22.44	0.41	0.00	0.00	0.00	0.00
		0.00	22.44	0.00	0.00	98.21 %	1.79 %			0.00	0.00
Sub.	98.53	4.40	33.73	83.72	144.12	139.71	4.41	1.31	0.00	0.00	0.00
		0.56	140.27	0.00	0.00	96.94 %	3.06 %			0.00	0.00
TAX DISTRICT: KING FIRE DIST								LEVY TYPE: TAX			
2018	624,751.52	249.67	4.67	2.15	624,737.80	624,473.37	264.43	516.76	0.00	0.03	0.00
		0.00	624,473.37	238.47	0.00	99.96 %	0.04 %			0.00	0.00
2017	540,335.82	99.78	3.27	73.64	540,393.49	540,118.04	275.45	143.33	0.00	0.00	0.00
		0.00	540,118.04	87.08	0.00	99.95 %	0.05 %			0.00	0.00
2016	461,086.62	193.51	2.29	5.26	460,904.11	460,667.83	236.28	141.60	0.00	0.00	0.00
		0.00	460,667.83	8.03	0.00	99.95 %	0.05 %			0.00	0.00
2015	338,723.08	223.14	1.33	18.20	338,679.71	338,472.24	207.47	122.72	0.00	0.00	0.00
		5.56	338,477.80	162.90	0.00	99.94 %	0.06 %			0.00	0.00
2014	330,301.51	180.07	5.59	43.19	330,328.73	330,195.16	133.57	53.17	0.00	0.00	0.00
		0.00	330,195.16	169.69	0.00	99.96 %	0.04 %			0.00	0.00
2013	322,923.56	0.84	154.76	7.74	322,775.70	322,724.38	51.32	53.17	0.00	0.00	0.00
		0.00	322,724.38	0.00	0.00	99.98 %	0.02 %			0.00	0.00
2012	323,276.49	0.88	94.44	0.00	323,181.17	323,140.55	40.62	62.86	0.00	0.00	0.00
		0.00	323,140.55	0.00	0.00	99.99 %	0.01 %			0.00	0.00
2011	307,593.59	0.93	0.63	539.70	308,131.73	308,090.99	40.74	56.94	0.00	0.00	0.00
		0.00	308,090.99	0.00	0.00	99.99 %	0.01 %			0.00	0.00
2010	246,766.36	0.83	48.52	126.66	246,843.67	246,808.82	34.85	52.69	0.00	0.00	0.00

Fiscal Year Activity from July 1, 20XX to June 30, 2020								Activity from July 1, 2019 to June 30, 2020			
Tax Year	Orig. Billed Amt (\$)	Abs. Adj (\$)	Bill Releases (\$)	Disc. Levy (\$)	Net Levy (\$)	Amt Collect. (\$)	Unpaid Balance (\$)	Amt Collect. (\$)	Abs. Adj (\$)	Bill Releases (\$)	Disc. Levy (\$)
		Assessor Refunds (\$)	Net Collections (\$)	Additional Levy (\$)	Collection Fee Amt (\$)	% Coll.	% Uncoll.			Assessor Refunds (\$)	Additional Levy (\$)
		0.00	246,808.82	0.00	0.00	99.99 %	0.01 %			0.00	0.00
Sub.	3,495,758.55	949.65	315.50	816.54	3,495,976.11	3,494,691.38	1,284.73	1,203.24	0.00	0.03	0.00
		5.56	3,494,696.94	666.17	0.00	99.96 %	0.04 %			0.00	0.00
TAX DISTRICT: LEWISVILLE LEVY TYPE: Interest											
2018	0.00	0.00	0.00	0.00	0.00	3,470.16	0.00	353.22	0.00	0.00	0.00
		0.00	3,470.16	0.00	0.00	NA	NA			0.00	0.00
2017	0.00	0.00	0.00	0.00	0.00	3,740.52	0.00	185.56	0.00	0.00	0.00
		0.00	3,740.52	0.00	0.00	NA	NA			0.00	0.00
2016	0.00	0.00	0.00	0.00	0.00	3,462.44	0.00	95.04	0.00	0.00	0.00
		0.00	3,462.44	0.00	0.00	NA	NA			0.00	0.00
2015	0.00	0.00	0.00	0.00	0.00	4,593.77	0.00	1.48	0.00	0.00	0.00
		0.00	4,593.77	0.00	0.00	NA	NA			0.00	0.00
2014	0.00	0.00	0.00	0.00	0.00	4,425.82	0.00	12.43	0.00	0.00	0.00
		0.00	4,425.82	0.00	0.00	NA	NA			0.00	0.00
2013	0.00	0.00	0.00	0.00	0.00	5,449.02	0.00	53.59	0.00	0.00	0.00
		0.00	5,449.02	0.00	0.00	NA	NA			0.00	0.00
2012	0.00	0.00	0.00	0.00	0.00	4,460.62	0.00	5.44	0.00	0.00	0.00
		0.00	4,460.62	0.00	0.00	NA	NA			0.00	0.00
2011	0.00	0.00	0.00	0.00	0.00	5,222.23	0.00	6.22	0.00	0.00	0.00
		0.00	5,222.23	0.00	0.00	NA	NA			0.00	0.00

Fiscal Year Activity from July 1, 20XX to June 30, 2020								Activity from July 1, 2019 to June 30, 2020			
Tax Year	Orig. Billed Amt (\$)	Abs. Adj (\$)	Bill Releases (\$)	Disc. Levy (\$)	Net Levy (\$)	Amt Collect. (\$)	Unpaid Balance (\$)	Amt Collect. (\$)	Abs. Adj (\$)	Bill Releases (\$)	Disc. Levy (\$)
		Assessor Refunds (\$)	Net Collections (\$)	Additional Levy (\$)	Collection Fee Amt (\$)	% Coll.	% Uncoll.			Assessor Refunds (\$)	Additional Levy (\$)
2010	0.00	0.00	0.00	0.00	0.00	5,580.05	0.00	11.47	0.00	0.00	0.00
		0.00	5,580.05	0.00	0.00	NA	NA			0.00	0.00
Sub.	0.00	0.00	0.00	0.00	0.00	40,404.63	0.00	724.45	0.00	0.00	0.00
		0.00	40,404.63	0.00	0.00	NA	NA			0.00	0.00
TAX DISTRICT: LEWISVILLE LEVY TYPE: LATE LIST PENALTY											
2018	947.98	78.42	0.76	237.34	1,106.32	1,076.80	29.52	23.38	0.00	0.00	0.00
		0.00	1,076.80	0.18	0.00	97.33 %	2.67 %			0.00	0.00
2017	462.79	191.61	0.96	245.43	556.38	522.24	34.14	30.24	0.00	0.00	0.00
		0.00	522.24	40.73	0.00	93.86 %	6.14 %			0.00	0.00
2016	595.78	5,830.24	970.50	6,901.70	708.62	536.53	172.09	2.99	0.00	0.00	0.00
		0.36	536.89	11.88	0.00	75.71 %	24.29 %			0.00	0.00
2015	922.09	69.06	0.26	181.28	1,038.66	865.11	173.55	0.34	0.00	0.00	0.00
		0.39	865.50	4.61	0.00	83.29 %	16.71 %			0.00	0.00
2014	351.37	113.39	276.78	532.91	498.54	480.25	18.29	0.34	0.00	0.00	0.00
		94.40	574.65	4.43	0.00	96.33 %	3.67 %			0.00	0.00
2013	524.16	1.98	108.54	464.41	878.51	849.85	28.66	0.00	0.00	0.00	0.00
		0.00	849.85	0.46	0.00	96.74 %	3.26 %			0.00	0.00
2012	294.05	6.36	64.41	95.25	321.78	304.44	17.34	0.00	0.00	0.00	0.00
		0.00	304.44	3.25	0.00	94.61 %	5.39 %			0.00	0.00
2011	311.88	4.92	7.82	17.45	319.91	314.11	5.80	0.00	0.00	0.00	0.00
		0.00	314.11	3.32	0.00	98.19 %	1.81 %			0.00	0.00
2010	197.95	5.23	459.30	609.59	346.51	325.06	21.45	0.48	0.00	0.00	0.00

Fiscal Year Activity from July 1, 20XX to June 30, 2020								Activity from July 1, 2019 to June 30, 2020			
Tax Year	Orig. Billed Amt (\$)	Abs. Adj (\$)	Bill Releases (\$)	Disc. Levy (\$)	Net Levy (\$)	Amt Collect. (\$)	Unpaid Balance (\$)	Amt Collect. (\$)	Abs. Adj (\$)	Bill Releases (\$)	Disc. Levy (\$)
		Assessor Refunds (\$)	Net Collections (\$)	Additional Levy (\$)	Collection Fee Amt (\$)	% Coll.	% Uncoll.			Assessor Refunds (\$)	Additional Levy (\$)
		0.00	325.06	3.50	0.00	93.81 %	6.19 %			0.00	0.00
Sub.	4,608.05	6,301.21	1,889.33	9,285.36	5,775.23	5,274.39	500.84	57.77	0.00	0.00	0.00
		95.15	5,369.54	72.36	0.00	91.33 %	8.67 %			0.00	0.00
TAX DISTRICT: LEWISVILLE								LEVY TYPE: TAX			
2018	2,185,179.71	2,340.18	44.39	819.00	2,189,009.52	2,185,752.55	3,256.97	4,353.44	0.00	0.77	0.00
		0.00	2,185,752.55	5,395.38	0.00	99.85 %	0.15 %			0.00	0.00
2017	2,138,278.70	5,200.27	31.50	784.60	2,141,112.03	2,139,019.40	2,092.63	1,026.57	0.00	0.14	0.00
		129.23	2,139,148.63	7,280.50	0.00	99.90 %	0.10 %			0.00	0.00
2016	1,983,717.35	7,545.71	5,276.17	17,398.79	1,994,160.33	1,991,362.85	2,797.48	297.66	0.00	0.11	0.00
		24.99	1,991,387.84	5,866.07	0.00	99.86 %	0.14 %			0.00	0.00
2015	1,956,178.06	3,011.45	24.52	3,545.08	1,958,988.74	1,955,992.07	2,996.67	3.43	0.00	0.00	0.00
		25.27	1,956,017.34	2,301.57	0.00	99.85 %	0.15 %			0.00	0.00
2014	1,935,219.74	2,859.16	2,814.73	2,037.22	1,934,160.28	1,933,228.40	931.88	26.82	0.00	0.09	0.00
		38.30	1,933,266.70	2,577.21	0.00	99.95 %	0.05 %			0.00	0.00
2013	1,923,893.96	98.37	6,236.08	1,489.55	1,919,079.45	1,917,903.72	1,175.73	115.80	0.00	0.01	0.00
		21.30	1,917,925.02	30.39	0.00	99.94 %	0.06 %			0.00	0.00
2012	2,107,808.88	86.00	1,350.19	2,410.17	2,108,815.43	2,107,882.79	932.64	8.67	0.00	0.00	0.00
		22.41	2,107,905.20	32.57	0.00	99.96 %	0.04 %			0.00	0.00
2011	2,095,221.90	49.16	372.98	558.26	2,095,391.23	2,092,849.05	2,542.18	8.67	0.00	0.00	0.00
		0.00	2,092,849.05	33.21	0.00	99.88 %	0.12 %			0.00	0.00

Fiscal Year Activity from July 1, 20XX to June 30, 2020								Activity from July 1, 2019 to June 30, 2020			
Tax Year	Orig. Billed Amt (\$)	Abs. Adj (\$)	Bill Releases (\$)	Disc. Levy (\$)	Net Levy (\$)	Amt Collect. (\$)	Unpaid Balance (\$)	Amt Collect. (\$)	Abs. Adj (\$)	Bill Releases (\$)	Disc. Levy (\$)
		Assessor Refunds (\$)	Net Collections (\$)	Additional Levy (\$)	Collection Fee Amt (\$)	% Coll.	% Uncoll.			Assessor Refunds (\$)	Additional Levy (\$)
2010	2,087,181.92	52.13	888.46	2,923.87	2,089,200.13	2,085,447.97	3,752.16	13.48	0.00	0.00	0.00
		0.00	2,085,447.97	34.93	0.00	99.82 %	0.18 %			0.00	0.00
Sub.	18,412,680.22	21,242.43	17,039.02	31,966.54	18,429,917.14	18,409,438.80	20,478.34	5,854.54	0.00	1.12	0.00
		261.50	18,409,700.30	23,551.83	0.00	99.89 %	0.11 %			0.00	0.00
TAX DISTRICT: LEWISVILLE FIRE DIST LEVY TYPE: Interest											
2018	0.00	0.00	0.00	0.00	0.00	2,667.71	0.00	426.50	0.00	0.00	0.00
		0.00	2,667.71	0.00	0.00	NA	NA			0.00	0.00
2017	0.00	0.00	0.00	0.00	0.00	2,882.86	0.00	95.99	0.00	0.00	0.00
		0.00	2,882.86	0.00	0.00	NA	NA			0.00	0.00
2016	0.00	0.00	0.00	0.00	0.00	2,653.02	0.00	92.58	0.00	0.00	0.00
		0.00	2,653.02	0.00	0.00	NA	NA			0.00	0.00
2015	0.00	0.00	0.00	0.00	0.00	3,334.18	0.00	87.71	0.00	0.00	0.00
		0.00	3,334.18	0.00	0.00	NA	NA			0.00	0.00
2014	0.00	0.00	0.00	0.00	0.00	3,371.10	0.00	101.16	0.00	0.00	0.00
		0.00	3,371.10	0.00	0.00	NA	NA			0.00	0.00
2013	0.00	0.00	0.00	0.00	0.00	2,989.48	0.00	0.29	0.00	0.00	0.00
		0.00	2,989.48	0.00	0.00	NA	NA			0.00	0.00
2012	0.00	0.00	0.00	0.00	0.00	2,521.22	0.00	1.19	0.00	0.00	0.00
		0.00	2,521.22	0.00	0.00	NA	NA			0.00	0.00
2011	0.00	0.00	0.00	0.00	0.00	2,651.73	0.00	1.32	0.00	0.00	0.00
		0.00	2,651.73	0.00	0.00	NA	NA			0.00	0.00
2010	0.00	0.00	0.00	0.00	0.00	2,583.31	0.00	3.04	0.00	0.00	0.00

Fiscal Year Activity from July 1, 20XX to June 30, 2020								Activity from July 1, 2019 to June 30, 2020			
Tax Year	Orig. Billed Amt (\$)	Abs. Adj (\$)	Bill Releases (\$)	Disc. Levy (\$)	Net Levy (\$)	Amt Collect. (\$)	Unpaid Balance (\$)	Amt Collect. (\$)	Abs. Adj (\$)	Bill Releases (\$)	Disc. Levy (\$)
		Assessor Refunds (\$)	Net Collections (\$)	Additional Levy (\$)	Collection Fee Amt (\$)	% Coll.	% Uncoll.			Assessor Refunds (\$)	Additional Levy (\$)
		0.00	2,583.31	0.00	0.00	NA	NA			0.00	0.00
Sub.	0.00	0.00	0.00	0.00	0.00	25,654.61	0.00	809.78	0.00	0.00	0.00
		0.00	25,654.61	0.00	0.00	NA	NA			0.00	0.00
TAX DISTRICT: LEWISVILLE FIRE DIST								LEVY TYPE: LATE LIST PENALTY			
2018	526.73	50.50	0.84	121.96	599.08	581.14	17.94	11.81	0.48	0.00	0.00
		0.00	581.14	1.73	0.00	97.01 %	2.99 %			0.00	0.00
2017	339.87	116.10	1.48	103.43	348.97	329.34	19.63	4.53	0.00	0.00	0.00
		0.00	329.34	23.25	0.00	94.37 %	5.63 %			0.00	0.00
2016	339.71	2,221.24	406.07	2,709.24	427.80	347.90	79.90	0.85	0.00	0.00	0.00
		0.16	348.06	6.16	0.00	81.32 %	18.68 %			0.00	0.00
2015	521.34	62.75	141.66	749.49	1,068.46	996.15	72.31	0.84	0.00	0.00	0.00
		0.17	996.32	2.04	0.00	93.23 %	6.77 %			0.00	0.00
2014	255.69	12.02	98.85	157.52	303.24	294.10	9.14	0.15	0.00	0.00	0.00
		0.61	294.71	0.90	0.00	96.99 %	3.01 %			0.00	0.00
2013	294.29	1.36	61.10	244.73	476.75	461.31	15.44	0.00	0.00	0.00	0.00
		0.00	461.31	0.19	0.00	96.76 %	3.24 %			0.00	0.00
2012	167.57	1.68	25.14	60.43	201.34	167.17	34.17	0.16	0.00	0.00	0.00
		0.00	167.17	0.16	0.00	83.03 %	16.97 %			0.00	0.00
2011	177.61	1.12	5.94	91.29	261.99	258.35	3.64	0.16	0.00	0.00	0.00
		0.00	258.35	0.15	0.00	98.61 %	1.39 %			0.00	0.00

Fiscal Year Activity from July 1, 20XX to June 30, 2020								Activity from July 1, 2019 to June 30, 2020			
Tax Year	Orig. Billed Amt (\$)	Abs. Adj (\$)	Bill Releases (\$)	Disc. Levy (\$)	Net Levy (\$)	Amt Collect. (\$)	Unpaid Balance (\$)	Amt Collect. (\$)	Abs. Adj (\$)	Bill Releases (\$)	Disc. Levy (\$)
		Assessor Refunds (\$)	Net Collections (\$)	Additional Levy (\$)	Collection Fee Amt (\$)	% Coll.	% Uncoll.			Assessor Refunds (\$)	Additional Levy (\$)
2010	144.06	1.19	171.15	215.09	186.96	176.98	9.98	0.32	0.00	0.00	0.00
		0.00	176.98	0.15	0.00	94.66 %	5.34 %			0.00	0.00
Sub.	2,766.87	2,467.96	912.23	4,453.18	3,874.59	3,612.44	262.15	18.82	0.48	0.00	0.00
		0.94	3,613.38	34.73	0.00	93.23 %	6.77 %			0.00	0.00
TAX DISTRICT: LEWISVILLE FIRE DIST LEVY TYPE: TAX											
2018	1,381,239.88	1,273.83	33.26	436.83	1,383,537.28	1,381,294.60	2,242.68	4,690.16	4.85	0.48	0.00
		0.00	1,381,294.60	3,167.66	0.00	99.84 %	0.16 %			0.00	0.00
2017	1,307,612.11	15,427.19	89.92	547.07	1,298,284.09	1,296,950.42	1,333.67	596.79	0.00	0.01	0.00
		7,779.04	1,304,729.46	5,642.02	0.00	99.90 %	0.10 %			0.00	0.00
2016	1,204,213.04	5,158.64	2,318.88	7,211.28	1,207,650.59	1,206,373.46	1,277.13	348.33	0.00	0.00	0.00
		11.29	1,206,384.75	3,703.79	0.00	99.89 %	0.11 %			0.00	0.00
2015	1,186,190.83	4,142.82	375.56	2,379.22	1,184,983.64	1,183,769.54	1,214.10	310.63	0.00	0.00	0.00
		2,799.06	1,186,568.60	931.97	0.00	99.90 %	0.10 %			0.00	0.00
2014	1,135,884.01	1,882.63	1,134.37	575.91	1,134,469.86	1,134,175.96	293.90	235.92	0.00	0.04	0.00
		11.45	1,134,187.41	1,026.94	0.00	99.97 %	0.03 %			0.00	0.00
2013	1,066,539.36	22.81	5,657.77	696.93	1,061,557.62	1,061,225.25	332.37	0.51	0.00	0.01	0.00
		8.91	1,061,234.16	1.91	0.00	99.97 %	0.03 %			0.00	0.00
2012	939,266.52	29.94	837.16	2,788.38	941,189.37	940,698.25	491.12	1.61	0.00	0.02	0.00
		7.60	940,705.85	1.57	0.00	99.95 %	0.05 %			0.00	0.00
2011	923,484.46	11.24	1,057.55	394.25	922,811.47	921,956.32	855.15	1.59	0.00	0.00	0.00
		0.00	921,956.32	1.55	0.00	99.91 %	0.09 %			0.00	0.00
2010	912,310.57	11.89	546.96	1,183.35	912,936.62	911,625.77	1,310.85	3.26	0.00	0.00	0.00

Fiscal Year Activity from July 1, 20XX to June 30, 2020								Activity from July 1, 2019 to June 30, 2020			
Tax Year	Orig. Billed Amt (\$)	Abs. Adj (\$)	Bill Releases (\$)	Disc. Levy (\$)	Net Levy (\$)	Amt Collect. (\$)	Unpaid Balance (\$)	Amt Collect. (\$)	Abs. Adj (\$)	Bill Releases (\$)	Disc. Levy (\$)
		Assessor Refunds (\$)	Net Collections (\$)	Additional Levy (\$)	Collection Fee Amt (\$)	% Coll.	% Uncoll.			Assessor Refunds (\$)	Additional Levy (\$)
		0.00	911,625.77	1.55	0.00	99.86 %	0.14 %			0.00	0.00
Sub.	10,056,740.78	27,960.99	12,051.43	16,213.22	10,047,420.54	10,038,069.57	9,350.97	6,188.80	4.85	0.56	0.00
		10,617.35	10,048,686.92	14,478.96	0.00	99.91 %	0.09 %			0.00	0.00
TAX DISTRICT: MIN SPRING SERV DIST								LEVY TYPE: Interest			
2018	0.00	0.00	0.00	0.00	0.00	62.98	0.00	4.28	0.00	0.00	0.00
		0.00	62.98	0.00	0.00	NA	NA			0.00	0.00
2017	0.00	0.00	0.00	0.00	0.00	56.60	0.00	0.00	0.00	0.00	0.00
		0.00	56.60	0.00	0.00	NA	NA			0.00	0.00
2016	0.00	0.00	0.00	0.00	0.00	59.35	0.00	0.00	0.00	0.00	0.00
		0.00	59.35	0.00	0.00	NA	NA			0.00	0.00
2015	0.00	0.00	0.00	0.00	0.00	50.14	0.00	0.00	0.00	0.00	0.00
		0.00	50.14	0.00	0.00	NA	NA			0.00	0.00
2014	0.00	0.00	0.00	0.00	0.00	53.56	0.00	0.00	0.00	0.00	0.00
		0.00	53.56	0.00	0.00	NA	NA			0.00	0.00
2013	0.00	0.00	0.00	0.00	0.00	74.50	0.00	0.00	0.00	0.00	0.00
		0.00	74.50	0.00	0.00	NA	NA			0.00	0.00
2012	0.00	0.00	0.00	0.00	0.00	102.02	0.00	0.00	0.00	0.00	0.00
		0.00	102.02	0.00	0.00	NA	NA			0.00	0.00
2011	0.00	0.00	0.00	0.00	0.00	26.61	0.00	0.00	0.00	0.00	0.00
		0.00	26.61	0.00	0.00	NA	NA			0.00	0.00

Fiscal Year Activity from July 1, 20XX to June 30, 2020								Activity from July 1, 2019 to June 30, 2020			
Tax Year	Orig. Billed Amt (\$)	Abs. Adj (\$)	Bill Releases (\$)	Disc. Levy (\$)	Net Levy (\$)	Amt Collect. (\$)	Unpaid Balance (\$)	Amt Collect. (\$)	Abs. Adj (\$)	Bill Releases (\$)	Disc. Levy (\$)
		Assessor Refunds (\$)	Net Collections (\$)	Additional Levy (\$)	Collection Fee Amt (\$)	% Coll.	% Uncoll.			Assessor Refunds (\$)	Additional Levy (\$)
2010	0.00	0.00	0.00	0.00	0.00	31.24	0.00	0.00	0.00	0.00	0.00
		0.00	31.24	0.00	0.00	NA	NA			0.00	0.00
Sub.	0.00	0.00	0.00	0.00	0.00	517.00	0.00	4.28	0.00	0.00	0.00
		0.00	517.00	0.00	0.00	NA	NA			0.00	0.00
TAX DISTRICT: MIN SPRING SERV DIST LEVY TYPE: LATE LIST PENALTY											
2018	0.28	0.00	0.00	0.49	0.77	0.77	0.00	0.00	0.00	0.00	0.00
		0.00	0.77	0.00	0.00	100 %	0 %			0.00	0.00
2017	0.05	0.00	0.00	1.46	1.51	1.51	0.00	0.00	0.00	0.00	0.00
		0.00	1.51	0.00	0.00	100 %	0 %			0.00	0.00
2016	0.95	0.90	0.00	5.21	5.26	5.26	0.00	0.00	0.00	0.00	0.00
		0.00	5.26	0.00	0.00	100 %	0 %			0.00	0.00
2015	1.15	1.15	0.00	0.00	0.00	0.00	0.00	0.00	0.00	0.00	0.00
		0.00	0.00	0.00	0.00	100 %	0 %			0.00	0.00
2014	1.16	1.08	0.00	0.00	0.08	0.08	0.00	0.00	0.00	0.00	0.00
		0.00	0.08	0.00	0.00	100 %	0 %			0.00	0.00
2013	1.15	1.12	0.00	0.00	0.03	0.03	0.00	0.00	0.00	0.00	0.00
		0.00	0.03	0.00	0.00	100 %	0 %			0.00	0.00
2012	1.11	1.04	0.00	0.00	0.07	0.07	0.00	0.00	0.00	0.00	0.00
		0.00	0.07	0.00	0.00	100 %	0 %			0.00	0.00
2011	1.11	1.07	0.00	0.00	0.04	0.04	0.00	0.00	0.00	0.00	0.00
		0.00	0.04	0.00	0.00	100 %	0 %			0.00	0.00
2010	1.01	0.96	0.00	0.00	0.05	0.05	0.00	0.00	0.00	0.00	0.00

Fiscal Year Activity from July 1, 20XX to June 30, 2020								Activity from July 1, 2019 to June 30, 2020			
Tax Year	Orig. Billed Amt (\$)	Abs. Adj (\$)	Bill Releases (\$)	Disc. Levy (\$)	Net Levy (\$)	Amt Collect. (\$)	Unpaid Balance (\$)	Amt Collect. (\$)	Abs. Adj (\$)	Bill Releases (\$)	Disc. Levy (\$)
		Assessor Refunds (\$)	Net Collections (\$)	Additional Levy (\$)	Collection Fee Amt (\$)	% Coll.	% Uncoll.			Assessor Refunds (\$)	Additional Levy (\$)
		0.00	0.05	0.00	0.00	100 %	0 %			0.00	0.00
Sub.	7.97	7.32	0.00	7.16	7.81	7.81	0.00	0.00	0.00	0.00	0.00
		0.00	7.81	0.00	0.00	100 %	0 %			0.00	0.00
TAX DISTRICT: MIN SPRING SERV DIST LEVY TYPE: TAX											
2018	6,800.58	0.00	0.74	2.44	6,802.28	6,802.28	0.00	104.29	0.00	0.01	0.00
		0.00	6,802.28	0.00	0.00	100 %	0 %			0.00	0.00
2017	6,608.58	0.00	0.10	5.95	6,614.43	6,614.43	0.00	0.00	0.00	0.00	0.00
		0.00	6,614.43	0.00	0.00	100 %	0 %			0.00	0.00
2016	6,462.73	9.03	0.20	18.83	6,472.33	6,472.33	0.00	0.00	0.00	0.00	0.00
		0.00	6,472.33	0.00	0.00	100 %	0 %			0.00	0.00
2015	5,539.50	11.46	0.34	0.00	5,527.70	5,527.70	0.00	0.00	0.00	0.00	0.00
		0.00	5,527.70	0.00	0.00	100 %	0 %			0.00	0.00
2014	5,232.62	10.82	0.16	0.00	5,221.64	5,221.64	0.00	0.00	0.00	0.00	0.00
		0.00	5,221.64	0.00	0.00	100 %	0 %			0.00	0.00
2013	5,227.20	11.21	0.00	0.00	5,215.99	5,215.99	0.00	0.00	0.00	0.00	0.00
		0.00	5,215.99	0.00	0.00	100 %	0 %			0.00	0.00
2012	5,244.64	10.38	0.00	0.00	5,234.26	5,234.26	0.00	0.00	0.00	0.00	0.00
		0.00	5,234.26	0.00	0.00	100 %	0 %			0.00	0.00
2011	5,227.00	10.70	0.00	0.00	5,216.30	5,216.30	0.00	0.00	0.00	0.00	0.00
		0.00	5,216.30	0.00	0.00	100 %	0 %			0.00	0.00

Fiscal Year Activity from July 1, 20XX to June 30, 2020								Activity from July 1, 2019 to June 30, 2020			
Tax Year	Orig. Billed Amt (\$)	Abs. Adj (\$)	Bill Releases (\$)	Disc. Levy (\$)	Net Levy (\$)	Amt Collect. (\$)	Unpaid Balance (\$)	Amt Collect. (\$)	Abs. Adj (\$)	Bill Releases (\$)	Disc. Levy (\$)
		Assessor Refunds (\$)	Net Collections (\$)	Additional Levy (\$)	Collection Fee Amt (\$)	% Coll.	% Uncoll.			Assessor Refunds (\$)	Additional Levy (\$)
2010	4,533.54	9.56	0.00	0.00	4,523.98	4,523.98	0.00	0.00	0.00	0.00	0.00
		0.00	4,523.98	0.00	0.00	100 %	0 %			0.00	0.00
Sub.	50,876.39	73.16	1.54	27.22	50,828.91	50,828.91	0.00	104.29	0.00	0.01	0.00
		0.00	50,828.91	0.00	0.00	100 %	0 %			0.00	0.00
TAX DISTRICT: MINERAL SPRINGS LEVY TYPE: Interest											
2018	0.00	0.00	0.00	0.00	0.00	967.97	0.00	321.47	0.00	0.00	0.00
		0.00	967.97	0.00	0.00	NA	NA			0.00	0.00
2017	0.00	0.00	0.00	0.00	0.00	958.81	0.00	112.50	0.00	0.00	0.00
		0.00	958.81	0.00	0.00	NA	NA			0.00	0.00
2016	0.00	0.00	0.00	0.00	0.00	969.24	0.00	82.90	0.00	0.00	0.00
		0.00	969.24	0.00	0.00	NA	NA			0.00	0.00
2015	0.00	0.00	0.00	0.00	0.00	967.74	0.00	57.50	0.00	0.00	0.00
		0.00	967.74	0.00	0.00	NA	NA			0.00	0.00
2014	0.00	0.00	0.00	0.00	0.00	935.60	0.00	61.26	0.00	0.00	0.00
		0.00	935.60	0.00	0.00	NA	NA			0.00	0.00
2013	0.00	0.00	0.00	0.00	0.00	1,045.98	0.00	78.62	0.00	0.00	0.00
		0.00	1,045.98	0.00	0.00	NA	NA			0.00	0.00
2012	0.00	0.00	0.00	0.00	0.00	1,081.28	0.00	119.04	0.00	0.00	0.00
		0.00	1,081.28	0.00	0.00	NA	NA			0.00	0.00
2011	0.00	0.00	0.00	0.00	0.00	1,064.24	0.00	38.26	0.00	0.00	0.00
		0.00	1,064.24	0.00	0.00	NA	NA			0.00	0.00
2010	0.00	0.00	0.00	0.00	0.00	1,421.82	0.00	9.89	0.00	0.00	0.00

Fiscal Year Activity from July 1, 20XX to June 30, 2020								Activity from July 1, 2019 to June 30, 2020			
Tax Year	Orig. Billed Amt (\$)	Abs. Adj (\$)	Bill Releases (\$)	Disc. Levy (\$)	Net Levy (\$)	Amt Collect. (\$)	Unpaid Balance (\$)	Amt Collect. (\$)	Abs. Adj (\$)	Bill Releases (\$)	Disc. Levy (\$)
		Assessor Refunds (\$)	Net Collections (\$)	Additional Levy (\$)	Collection Fee Amt (\$)	% Coll.	% Uncoll.			Assessor Refunds (\$)	Additional Levy (\$)
		0.00	1,421.82	0.00	0.00	NA	NA			0.00	0.00
Sub.	0.00	0.00	0.00	0.00	0.00	9,412.68	0.00	881.44	0.00	0.00	0.00
		0.00	9,412.68	0.00	0.00	NA	NA			0.00	0.00
TAX DISTRICT: MINERAL SPRINGS LEVY TYPE: LATE LIST PENALTY											
2018	66.32	10.32	0.47	65.78	121.31	97.04	24.27	18.43	0.31	0.00	0.00
		0.00	97.04	0.00	0.00	79.99 %	20.01 %			0.00	0.00
2017	80.15	11.52	0.32	28.32	96.74	70.86	25.88	2.78	0.11	0.00	0.00
		0.00	70.86	0.11	0.00	73.25 %	26.75 %			0.00	0.00
2016	84.92	13.83	79.17	88.07	80.10	65.66	14.44	0.73	0.11	0.00	0.00
		0.00	65.66	0.11	0.00	81.97 %	18.03 %			0.00	0.00
2015	70.85	8.21	0.26	31.21	94.14	76.30	17.84	1.73	0.00	0.00	0.00
		0.00	76.30	0.55	0.00	81.05 %	18.95 %			0.00	0.00
2014	65.68	51.82	0.13	51.96	65.69	61.10	4.59	1.40	0.00	0.00	0.00
		33.79	94.89	0.00	0.00	93.01 %	6.99 %			0.00	0.00
2013	73.23	4.76	62.48	59.23	65.22	58.56	6.66	2.69	0.00	0.00	0.00
		0.00	58.56	0.00	0.00	89.79 %	10.21 %			0.00	0.00
2012	69.35	4.45	6.43	8.01	66.48	61.79	4.69	8.47	0.00	0.00	0.00
		0.00	61.79	0.00	0.00	92.95 %	7.05 %			0.00	0.00
2011	59.81	3.29	78.00	109.35	87.87	78.95	8.92	0.00	0.00	0.00	0.00
		0.00	78.95	0.00	0.00	89.85 %	10.15 %			0.00	0.00

Fiscal Year Activity from July 1, 20XX to June 30, 2020								Activity from July 1, 2019 to June 30, 2020			
Tax Year	Orig. Billed Amt (\$)	Abs. Adj (\$)	Bill Releases (\$)	Disc. Levy (\$)	Net Levy (\$)	Amt Collect. (\$)	Unpaid Balance (\$)	Amt Collect. (\$)	Abs. Adj (\$)	Bill Releases (\$)	Disc. Levy (\$)
		Assessor Refunds (\$)	Net Collections (\$)	Additional Levy (\$)	Collection Fee Amt (\$)	% Coll.	% Uncoll.			Assessor Refunds (\$)	Additional Levy (\$)
2010	51.24	0.69	34.18	58.45	74.82	69.82	5.00	0.00	0.00	0.00	0.00
		0.00	69.82	0.00	0.00	93.32 %	6.68 %			0.00	0.00
Sub.	621.55	108.89	261.44	500.38	752.37	640.08	112.29	36.23	0.53	0.00	0.00
		33.79	673.87	0.77	0.00	85.08 %	14.92 %			0.00	0.00
TAX DISTRICT: MINERAL SPRINGS LEVY TYPE: TAX											
2018	173,827.98	443.43	23.46	233.23	174,080.69	172,003.34	2,077.35	3,234.58	3.13	0.55	0.00
		1.85	172,005.19	486.37	0.00	98.81 %	1.19 %			0.00	0.00
2017	166,398.97	1,558.36	11.25	115.16	166,482.48	165,288.76	1,193.72	582.04	1.09	0.17	0.00
		14.28	165,303.04	1,537.96	0.00	99.28 %	0.72 %			0.00	0.00
2016	164,506.77	266.09	205.34	234.18	164,565.73	163,683.95	881.78	319.14	1.13	0.11	0.00
		0.00	163,683.95	296.21	0.00	99.46 %	0.54 %			0.00	0.00
2015	140,598.45	576.28	6.84	90.88	140,304.04	139,702.78	601.26	142.45	1.01	0.00	0.00
		4.09	139,706.87	197.83	0.00	99.57 %	0.43 %			0.00	0.00
2014	131,851.82	1,485.05	445.68	153.27	131,174.80	130,810.00	364.80	132.19	0.00	0.02	0.00
		284.47	131,094.47	1,100.44	0.00	99.72 %	0.28 %			0.00	0.00
2013	133,275.58	86.20	893.92	518.91	132,814.37	132,387.87	426.50	140.81	0.00	0.00	0.00
		0.00	132,387.87	0.00	0.00	99.68 %	0.32 %			0.00	0.00
2012	133,400.50	82.60	267.42	32.79	133,083.27	132,712.61	370.66	178.82	0.00	0.00	0.00
		0.00	132,712.61	0.00	0.00	99.72 %	0.28 %			0.00	0.00
2011	133,199.45	70.98	86.00	456.86	133,499.33	133,175.53	323.80	53.33	0.00	0.00	0.00
		0.00	133,175.53	0.00	0.00	99.76 %	0.24 %			0.00	0.00
2010	116,393.10	53.13	24.18	501.43	116,817.22	116,618.08	199.14	12.23	0.00	0.00	0.00

Fiscal Year Activity from July 1, 20XX to June 30, 2020								Activity from July 1, 2019 to June 30, 2020			
Tax Year	Orig. Billed Amt (\$)	Abs. Adj (\$)	Bill Releases (\$)	Disc. Levy (\$)	Net Levy (\$)	Amt Collect. (\$)	Unpaid Balance (\$)	Amt Collect. (\$)	Abs. Adj (\$)	Bill Releases (\$)	Disc. Levy (\$)
		Assessor Refunds (\$)	Net Collections (\$)	Additional Levy (\$)	Collection Fee Amt (\$)	% Coll.	% Uncoll.			Assessor Refunds (\$)	Additional Levy (\$)
		0.00	116,618.08	0.00	0.00	99.83 %	0.17 %			0.00	0.00
Sub.	1,293,452.62	4,622.12	1,964.09	2,336.71	1,292,821.93	1,286,382.92	6,439.01	4,795.59	6.36	0.85	0.00
		304.69	1,286,687.61	3,618.81	0.00	99.50 %	0.50 %			0.00	0.00
TAX DISTRICT: MOUNT TABOR LEVY TYPE: Interest											
2018	0.00	0.00	0.00	0.00	0.00	109.91	0.00	38.21	0.00	0.00	0.00
		0.00	109.91	0.00	0.00	NA	NA			0.00	0.00
2017	0.00	0.00	0.00	0.00	0.00	84.62	0.00	11.48	0.00	0.00	0.00
		0.00	84.62	0.00	0.00	NA	NA			0.00	0.00
2016	0.00	0.00	0.00	0.00	0.00	80.78	0.00	0.45	0.00	0.00	0.00
		0.00	80.78	0.00	0.00	NA	NA			0.00	0.00
2015	0.00	0.00	0.00	0.00	0.00	140.13	0.00	0.00	0.00	0.00	0.00
		0.00	140.13	0.00	0.00	NA	NA			0.00	0.00
2014	0.00	0.00	0.00	0.00	0.00	113.22	0.00	0.00	0.00	0.00	0.00
		0.00	113.22	0.00	0.00	NA	NA			0.00	0.00
2013	0.00	0.00	0.00	0.00	0.00	178.19	0.00	0.00	0.00	0.00	0.00
		0.00	178.19	0.00	0.00	NA	NA			0.00	0.00
2012	0.00	0.00	0.00	0.00	0.00	175.09	0.00	0.00	0.00	0.00	0.00
		0.00	175.09	0.00	0.00	NA	NA			0.00	0.00
2011	0.00	0.00	0.00	0.00	0.00	140.10	0.00	0.00	0.00	0.00	0.00
		0.00	140.10	0.00	0.00	NA	NA			0.00	0.00

Fiscal Year Activity from July 1, 20XX to June 30, 2020								Activity from July 1, 2019 to June 30, 2020			
Tax Year	Orig. Billed Amt (\$)	Abs. Adj (\$)	Bill Releases (\$)	Disc. Levy (\$)	Net Levy (\$)	Amt Collect. (\$)	Unpaid Balance (\$)	Amt Collect. (\$)	Abs. Adj (\$)	Bill Releases (\$)	Disc. Levy (\$)
		Assessor Refunds (\$)	Net Collections (\$)	Additional Levy (\$)	Collection Fee Amt (\$)	% Coll.	% Uncoll.			Assessor Refunds (\$)	Additional Levy (\$)
2010	0.00	0.00	0.00	0.00	0.00	144.90	0.00	0.00	0.00	0.00	0.00
		0.00	144.90	0.00	0.00	NA	NA			0.00	0.00
Sub.	0.00	0.00	0.00	0.00	0.00	1,166.94	0.00	50.14	0.00	0.00	0.00
		0.00	1,166.94	0.00	0.00	NA	NA			0.00	0.00
TAX DISTRICT: MOUNT TABOR								LEVY TYPE: LATE LIST PENALTY			
2018	5.59	3.61	0.08	5.20	7.39	6.95	0.44	0.00	0.29	0.00	0.00
		0.00	6.95	0.29	0.00	94.05 %	5.95 %			0.00	0.29
2017	9.00	4.38	0.04	2.28	7.15	6.71	0.44	0.00	0.29	0.00	0.00
		0.00	6.71	0.29	0.00	93.85 %	6.15 %			0.00	0.29
2016	4.46	1.23	0.07	0.11	3.57	3.27	0.30	0.00	0.30	0.00	0.00
		0.00	3.27	0.30	0.00	91.60 %	8.40 %			0.00	0.30
2015	14.22	0.00	0.04	0.96	15.14	14.15	0.99	0.00	0.00	0.00	0.00
		0.00	14.15	0.00	0.00	93.46 %	6.54 %			0.00	0.00
2014	5.82	0.00	0.01	0.00	5.81	5.81	0.00	0.00	0.00	0.00	0.00
		0.00	5.81	0.00	0.00	100 %	0 %			0.00	0.00
2013	4.93	0.00	0.00	0.70	5.63	4.59	1.04	0.00	0.00	0.00	0.00
		0.00	4.59	0.00	0.00	81.53 %	18.47 %			0.00	0.00
2012	2.45	0.00	0.00	0.00	2.45	1.33	1.12	0.00	0.00	0.00	0.00
		0.00	1.33	0.00	0.00	54.29 %	45.71 %			0.00	0.00
2011	1.45	0.00	0.00	0.00	1.45	1.45	0.00	0.00	0.00	0.00	0.00
		0.00	1.45	0.00	0.00	100 %	0 %			0.00	0.00
2010	4.20	0.00	39.21	67.66	32.65	32.65	0.00	0.00	0.00	0.00	0.00

Fiscal Year Activity from July 1, 20XX to June 30, 2020								Activity from July 1, 2019 to June 30, 2020			
Tax Year	Orig. Billed Amt (\$)	Abs. Adj (\$)	Bill Releases (\$)	Disc. Levy (\$)	Net Levy (\$)	Amt Collect. (\$)	Unpaid Balance (\$)	Amt Collect. (\$)	Abs. Adj (\$)	Bill Releases (\$)	Disc. Levy (\$)
		Assessor Refunds (\$)	Net Collections (\$)	Additional Levy (\$)	Collection Fee Amt (\$)	% Coll.	% Uncoll.			Assessor Refunds (\$)	Additional Levy (\$)
		0.00	32.65	0.00	0.00	100 %	0 %			0.00	0.00
Sub.	52.12	9.22	39.45	76.91	81.24	76.91	4.33	0.00	0.88	0.00	0.00
		0.00	76.91	0.88	0.00	94.67 %	5.33 %			0.00	0.88
TAX DISTRICT: MOUNT TABOR								LEVY TYPE: TAX			
2018	73,626.32	27.08	1.82	20.47	73,620.76	73,415.34	205.42	344.45	2.87	0.10	0.00
		0.00	73,415.34	2.87	0.00	99.72 %	0.28 %			0.00	2.87
2017	68,989.84	115.45	1.63	11.40	68,938.04	68,748.37	189.67	61.88	2.88	0.00	0.00
		0.00	68,748.37	53.88	0.00	99.72 %	0.28 %			0.00	2.88
2016	62,742.84	262.38	1.91	1.10	62,528.54	62,370.55	157.99	1.50	3.03	0.00	0.00
		0.00	62,370.55	48.89	0.00	99.75 %	0.25 %			0.00	3.03
2015	61,825.92	66.34	2.13	6.84	61,793.99	61,695.23	98.76	0.00	0.00	0.00	0.00
		0.00	61,695.23	29.70	0.00	99.84 %	0.16 %			0.00	0.00
2014	61,423.18	0.00	1.07	0.00	61,422.11	61,268.65	153.46	0.00	0.00	0.00	0.00
		0.00	61,268.65	0.00	0.00	99.75 %	0.25 %			0.00	0.00
2013	61,573.41	0.00	174.91	2.77	61,401.27	61,237.46	163.81	0.00	0.00	0.00	0.00
		0.00	61,237.46	0.00	0.00	99.73 %	0.27 %			0.00	0.00
2012	66,187.76	0.00	0.01	0.00	66,187.75	66,036.64	151.11	0.00	0.00	0.00	0.00
		0.00	66,036.64	0.00	0.00	99.77 %	0.23 %			0.00	0.00
2011	62,195.72	0.00	0.00	0.00	62,195.72	62,056.14	139.58	0.00	0.00	0.00	0.00
		0.00	62,056.14	0.00	0.00	99.78 %	0.22 %			0.00	0.00

Fiscal Year Activity from July 1, 20XX to June 30, 2020								Activity from July 1, 2019 to June 30, 2020			
Tax Year	Orig. Billed Amt (\$)	Abs. Adj (\$)	Bill Releases (\$)	Disc. Levy (\$)	Net Levy (\$)	Amt Collect. (\$)	Unpaid Balance (\$)	Amt Collect. (\$)	Abs. Adj (\$)	Bill Releases (\$)	Disc. Levy (\$)
		Assessor Refunds (\$)	Net Collections (\$)	Additional Levy (\$)	Collection Fee Amt (\$)	% Coll.	% Uncoll.			Assessor Refunds (\$)	Additional Levy (\$)
2010	52,684.89	0.00	53.66	181.62	52,812.85	52,682.87	129.98	0.00	0.00	0.00	0.00
		0.00	52,682.87	0.00	0.00	99.75 %	0.25 %			0.00	0.00
Sub.	571,249.88	471.25	237.14	224.20	570,901.03	569,511.25	1,389.78	407.83	8.78	0.10	0.00
		0.00	569,511.25	135.34	0.00	99.76 %	0.24 %			0.00	8.78
TAX DISTRICT: MUNICIPAL SERV DIST LEVY TYPE: Interest											
2018	0.00	0.00	0.00	0.00	0.00	34.85	0.00	0.88	0.00	0.00	0.00
		0.00	34.85	0.00	0.00	NA	NA			0.00	0.00
2017	0.00	0.00	0.00	0.00	0.00	36.15	0.00	0.00	0.00	0.00	0.00
		0.00	36.15	0.00	0.00	NA	NA			0.00	0.00
2016	0.00	0.00	0.00	0.00	0.00	43.08	0.00	0.00	0.00	0.00	0.00
		0.00	43.08	0.00	0.00	NA	NA			0.00	0.00
2015	0.00	0.00	0.00	0.00	0.00	84.15	0.00	0.00	0.00	0.00	0.00
		0.00	84.15	0.00	0.00	NA	NA			0.00	0.00
2014	0.00	0.00	0.00	0.00	0.00	77.68	0.00	0.00	0.00	0.00	0.00
		0.00	77.68	0.00	0.00	NA	NA			0.00	0.00
2013	0.00	0.00	0.00	0.00	0.00	56.96	0.00	0.00	0.00	0.00	0.00
		0.00	56.96	0.00	0.00	NA	NA			0.00	0.00
2012	0.00	0.00	0.00	0.00	0.00	62.27	0.00	0.00	0.00	0.00	0.00
		0.00	62.27	0.00	0.00	NA	NA			0.00	0.00
2011	0.00	0.00	0.00	0.00	0.00	63.35	0.00	0.00	0.00	0.00	0.00
		0.00	63.35	0.00	0.00	NA	NA			0.00	0.00
2010	0.00	0.00	0.00	0.00	0.00	52.12	0.00	0.00	0.00	0.00	0.00

Fiscal Year Activity from July 1, 20XX to June 30, 2020								Activity from July 1, 2019 to June 30, 2020			
Tax Year	Orig. Billed Amt (\$)	Abs. Adj (\$)	Bill Releases (\$)	Disc. Levy (\$)	Net Levy (\$)	Amt Collect. (\$)	Unpaid Balance (\$)	Amt Collect. (\$)	Abs. Adj (\$)	Bill Releases (\$)	Disc. Levy (\$)
		Assessor Refunds (\$)	Net Collections (\$)	Additional Levy (\$)	Collection Fee Amt (\$)	% Coll.	% Uncoll.			Assessor Refunds (\$)	Additional Levy (\$)
		0.00	52.12	0.00	0.00	NA	NA			0.00	0.00
Sub.	0.00	0.00	0.00	0.00	0.00	510.61	0.00	0.88	0.00	0.00	0.00
		0.00	510.61	0.00	0.00	NA	NA			0.00	0.00
TAX DISTRICT: MUNICIPAL SERV DIST								LEVY TYPE: LATE LIST PENALTY			
2018	1.48	0.00	0.00	0.40	1.88	1.47	0.41	0.40	0.00	0.00	0.00
		0.00	1.47	0.00	0.00	78.19 %	21.81 %			0.00	0.00
2017	42.99	35.54	0.01	0.66	8.10	8.06	0.04	0.00	0.00	0.00	0.00
		0.00	8.06	0.00	0.00	99.51 %	0.49 %			0.00	0.00
2016	43.67	0.28	0.00	0.92	44.31	4.97	39.34	0.00	0.00	0.00	0.00
		0.09	5.06	0.00	0.00	11.22 %	88.78 %			0.00	0.00
2015	44.21	0.31	0.00	0.30	44.20	7.03	37.17	0.00	0.00	0.00	0.00
		0.10	7.13	0.00	0.00	15.90 %	84.10 %			0.00	0.00
2014	13.54	0.00	0.00	0.00	13.54	13.16	0.38	0.00	0.00	0.00	0.00
		0.00	13.16	0.00	0.00	97.19 %	2.81 %			0.00	0.00
2013	23.22	0.00	0.00	5.14	28.36	27.67	0.69	0.00	0.00	0.00	0.00
		0.00	27.67	0.00	0.00	97.57 %	2.43 %			0.00	0.00
2012	2.76	0.00	0.00	0.00	2.76	2.64	0.12	0.00	0.00	0.00	0.00
		0.00	2.64	0.00	0.00	95.65 %	4.35 %			0.00	0.00
2011	1.17	0.00	0.00	0.42	1.59	1.59	0.00	0.00	0.00	0.00	0.00
		0.00	1.59	0.00	0.00	100 %	0 %			0.00	0.00

Fiscal Year Activity from July 1, 20XX to June 30, 2020								Activity from July 1, 2019 to June 30, 2020			
Tax Year	Orig. Billed Amt (\$)	Abs. Adj (\$)	Bill Releases (\$)	Disc. Levy (\$)	Net Levy (\$)	Amt Collect. (\$)	Unpaid Balance (\$)	Amt Collect. (\$)	Abs. Adj (\$)	Bill Releases (\$)	Disc. Levy (\$)
		Assessor Refunds (\$)	Net Collections (\$)	Additional Levy (\$)	Collection Fee Amt (\$)	% Coll.	% Uncoll.			Assessor Refunds (\$)	Additional Levy (\$)
2010	2.97	0.00	0.00	0.91	3.88	3.76	0.12	0.00	0.00	0.00	0.00
		0.00	3.76	0.00	0.00	96.91 %	3.09 %			0.00	0.00
Sub.	176.01	36.13	0.01	8.75	148.62	70.35	78.27	0.40	0.00	0.00	0.00
		0.19	70.54	0.00	0.00	47.34 %	52.66 %			0.00	0.00
TAX DISTRICT: MUNICIPAL SERV DIST			LEVY TYPE: TAX								
2018	26,291.82	0.00	0.79	2.01	26,293.04	26,283.57	9.47	9.84	0.00	0.02	0.00
		0.00	26,283.57	0.00	0.00	99.96 %	0.04 %			0.00	0.00
2017	26,475.14	355.37	0.54	3.30	26,122.53	26,122.12	0.41	0.00	0.00	0.00	0.00
		0.00	26,122.12	0.00	0.00	100.00 %	0.00 %			0.00	0.00
2016	25,780.15	3.18	0.27	3.58	25,780.28	25,386.93	393.35	0.00	0.00	0.00	0.00
		0.90	25,387.83	0.00	0.00	98.47 %	1.53 %			0.00	0.00
2015	25,591.90	3.08	0.18	1.48	25,590.12	25,162.12	428.00	0.00	0.00	0.00	0.00
		0.98	25,163.10	0.00	0.00	98.33 %	1.67 %			0.00	0.00
2014	28,633.01	44.40	0.21	0.00	28,588.40	28,584.52	3.88	0.00	0.00	0.00	0.00
		0.00	28,584.52	0.00	0.00	99.99 %	0.01 %			0.00	0.00
2013	27,708.39	43.48	33.08	13.49	27,645.32	27,637.21	8.11	0.00	0.00	0.00	0.00
		0.00	27,637.21	0.00	0.00	99.97 %	0.03 %			0.00	0.00
2012	30,567.62	28.80	5.75	0.00	30,533.07	30,531.90	1.17	0.00	0.00	0.00	0.00
		0.00	30,531.90	0.00	0.00	100.00 %	0.00 %			0.00	0.00
2011	30,637.36	28.80	16.25	2.09	30,594.40	30,594.40	0.00	0.00	0.00	0.00	0.00
		0.00	30,594.40	0.00	0.00	100 %	0 %			0.00	0.00
2010	30,709.60	28.80	0.00	5.43	30,686.23	30,685.04	1.19	0.00	0.00	0.00	0.00

Fiscal Year Activity from July 1, 20XX to June 30, 2020								Activity from July 1, 2019 to June 30, 2020			
Tax Year	Orig. Billed Amt (\$)	Abs. Adj (\$)	Bill Releases (\$)	Disc. Levy (\$)	Net Levy (\$)	Amt Collect. (\$)	Unpaid Balance (\$)	Amt Collect. (\$)	Abs. Adj (\$)	Bill Releases (\$)	Disc. Levy (\$)
		Assessor Refunds (\$)	Net Collections (\$)	Additional Levy (\$)	Collection Fee Amt (\$)	% Coll.	% Uncoll.			Assessor Refunds (\$)	Additional Levy (\$)
		0.00	30,685.04	0.00	0.00	100.00 %	0.00 %			0.00	0.00
Sub.	252,394.99	535.91	57.07	31.38	251,833.39	250,987.81	845.58	9.84	0.00	0.02	0.00
		1.88	250,989.69	0.00	0.00	99.66 %	0.34 %			0.00	0.00
TAX DISTRICT: OLD RICHMOND LEVY TYPE: Interest											
2018	0.00	0.00	0.00	0.00	0.00	1,433.47	0.00	264.97	0.00	0.00	0.00
		0.00	1,433.47	0.00	0.00	NA	NA			0.00	0.00
2017	0.00	0.00	0.00	0.00	0.00	1,542.88	0.00	152.23	0.00	0.00	0.00
		0.00	1,542.88	0.00	0.00	NA	NA			0.00	0.00
2016	0.00	0.00	0.00	0.00	0.00	1,614.97	0.00	60.75	0.00	0.00	0.00
		0.00	1,614.97	0.00	0.00	NA	NA			0.00	0.00
2015	0.00	0.00	0.00	0.00	0.00	1,594.92	0.00	64.24	0.00	0.00	0.00
		0.00	1,594.92	0.00	0.00	NA	NA			0.00	0.00
2014	0.00	0.00	0.00	0.00	0.00	2,079.57	0.00	80.33	0.00	0.00	0.00
		0.00	2,079.57	0.00	0.00	NA	NA			0.00	0.00
2013	0.00	0.00	0.00	0.00	0.00	1,828.60	0.00	83.32	0.00	0.00	0.00
		0.00	1,828.60	0.00	0.00	NA	NA			0.00	0.00
2012	0.00	0.00	0.00	0.00	0.00	1,648.37	0.00	54.73	0.00	0.00	0.00
		0.00	1,648.37	0.00	0.00	NA	NA			0.00	0.00
2011	0.00	0.00	0.00	0.00	0.00	1,808.98	0.00	19.95	0.00	0.00	0.00
		0.00	1,808.98	0.00	0.00	NA	NA			0.00	0.00

Fiscal Year Activity from July 1, 20XX to June 30, 2020								Activity from July 1, 2019 to June 30, 2020			
Tax Year	Orig. Billed Amt (\$)	Abs. Adj (\$)	Bill Releases (\$)	Disc. Levy (\$)	Net Levy (\$)	Amt Collect. (\$)	Unpaid Balance (\$)	Amt Collect. (\$)	Abs. Adj (\$)	Bill Releases (\$)	Disc. Levy (\$)
		Assessor Refunds (\$)	Net Collections (\$)	Additional Levy (\$)	Collection Fee Amt (\$)	% Coll.	% Uncoll.			Assessor Refunds (\$)	Additional Levy (\$)
2010	0.00	0.00	0.00	0.00	0.00	1,640.49	0.00	22.49	0.00	0.00	0.00
		0.00	1,640.49	0.00	0.00	NA	NA			0.00	0.00
Sub.	0.00	0.00	0.00	0.00	0.00	15,192.25	0.00	803.01	0.00	0.00	0.00
		0.00	15,192.25	0.00	0.00	NA	NA			0.00	0.00
TAX DISTRICT: OLD RICHMOND								LEVY TYPE: LATE LIST PENALTY			
2018	146.19	16.42	0.66	147.83	276.94	248.45	28.49	19.66	0.22	0.00	0.00
		0.00	248.45	0.00	0.00	89.71 %	10.29 %			0.00	0.00
2017	117.28	13.19	0.72	54.06	160.30	148.71	11.59	8.34	0.21	0.00	0.00
		0.00	148.71	2.87	0.00	92.77 %	7.23 %			0.00	0.00
2016	286.92	19.00	21.93	41.13	287.77	279.36	8.41	0.14	0.22	0.00	0.00
		0.00	279.36	0.65	0.00	97.08 %	2.92 %			0.00	0.00
2015	139.72	26.54	19.03	59.12	166.73	153.98	12.75	0.15	0.00	0.00	0.00
		1.45	155.43	13.46	0.00	92.35 %	7.65 %			0.00	0.00
2014	164.20	17.56	0.37	7.31	157.88	147.77	10.11	1.09	0.00	0.00	0.00
		0.37	148.14	4.30	0.00	93.60 %	6.40 %			0.00	0.00
2013	140.55	14.76	27.24	28.78	130.10	121.97	8.13	1.18	0.00	0.00	0.00
		0.04	122.01	2.77	0.00	93.75 %	6.25 %			0.00	0.00
2012	120.70	6.38	14.21	12.97	113.08	106.98	6.10	0.15	0.00	0.00	0.00
		0.00	106.98	0.00	0.00	94.61 %	5.39 %			0.00	0.00
2011	123.43	2.22	8.79	18.49	130.91	125.88	5.03	0.00	0.00	0.00	0.00
		0.00	125.88	0.00	0.00	96.16 %	3.84 %			0.00	0.00
2010	113.09	0.52	77.15	82.25	117.67	110.36	7.31	0.16	0.00	0.00	0.00

Fiscal Year Activity from July 1, 20XX to June 30, 2020								Activity from July 1, 2019 to June 30, 2020			
Tax Year	Orig. Billed Amt (\$)	Abs. Adj (\$)	Bill Releases (\$)	Disc. Levy (\$)	Net Levy (\$)	Amt Collect. (\$)	Unpaid Balance (\$)	Amt Collect. (\$)	Abs. Adj (\$)	Bill Releases (\$)	Disc. Levy (\$)
		Assessor Refunds (\$)	Net Collections (\$)	Additional Levy (\$)	Collection Fee Amt (\$)	% Coll.	% Uncoll.			Assessor Refunds (\$)	Additional Levy (\$)
		0.00	110.36	0.00	0.00	93.79 %	6.21 %			0.00	0.00
Sub.	1,352.08	116.59	170.10	451.94	1,541.38	1,443.46	97.92	30.87	0.65	0.00	0.00
		1.86	1,445.32	24.05	0.00	93.65 %	6.35 %			0.00	0.00
TAX DISTRICT: OLD RICHMOND LEVY TYPE: TAX											
2018	403,389.47	1,242.66	30.62	439.62	402,841.93	400,657.59	2,184.34	3,074.64	2.19	0.17	0.00
		13.68	400,671.27	286.12	0.00	99.46 %	0.54 %			0.00	0.00
2017	384,275.60	2,414.33	37.81	196.54	384,437.87	382,779.68	1,658.19	772.72	2.15	0.00	0.00
		61.27	382,840.95	2,417.87	0.00	99.57 %	0.43 %			0.00	0.00
2016	372,356.15	1,509.48	89.36	133.51	371,523.40	370,053.35	1,470.05	281.21	2.19	0.01	0.00
		0.00	370,053.35	632.58	0.00	99.60 %	0.40 %			0.00	0.00
2015	369,218.97	642.64	77.92	196.01	369,872.25	368,069.46	1,802.79	172.91	2.19	0.00	0.00
		11.96	368,081.42	1,177.83	0.00	99.51 %	0.49 %			0.00	0.00
2014	344,758.11	963.13	45.69	47.23	344,193.44	343,200.81	992.63	170.51	0.00	0.04	0.00
		3.56	343,204.37	396.92	0.00	99.71 %	0.29 %			0.00	0.00
2013	346,045.95	150.16	2,022.21	113.90	344,015.17	342,861.15	1,154.02	147.52	0.00	0.00	0.00
		0.41	342,861.56	27.69	0.00	99.66 %	0.34 %			0.00	0.00
2012	345,444.09	66.34	176.65	573.57	345,774.67	345,289.07	485.60	85.69	0.00	0.00	0.00
		0.00	345,289.07	0.00	0.00	99.86 %	0.14 %			0.00	0.00
2011	345,218.90	20.11	336.23	578.90	345,441.46	345,053.54	387.92	27.80	0.00	0.00	0.00
		0.00	345,053.54	0.00	0.00	99.89 %	0.11 %			0.00	0.00

Fiscal Year Activity from July 1, 20XX to June 30, 2020								Activity from July 1, 2019 to June 30, 2020			
Tax Year	Orig. Billed Amt (\$)	Abs. Adj (\$)	Bill Releases (\$)	Disc. Levy (\$)	Net Levy (\$)	Amt Collect. (\$)	Unpaid Balance (\$)	Amt Collect. (\$)	Abs. Adj (\$)	Bill Releases (\$)	Disc. Levy (\$)
		Assessor Refunds (\$)	Net Collections (\$)	Additional Levy (\$)	Collection Fee Amt (\$)	% Coll.	% Uncoll.			Assessor Refunds (\$)	Additional Levy (\$)
2010	327,029.89	5.29	782.72	682.56	326,924.44	326,630.85	293.59	27.71	0.00	0.02	0.00
		0.00	326,630.85	0.00	0.00	99.91 %	0.09 %			0.00	0.00
Sub.	3,237,737.13	7,014.14	3,599.21	2,961.84	3,235,024.63	3,224,595.50	10,429.13	4,760.71	8.72	0.24	0.00
		90.88	3,224,686.38	4,939.01	0.00	99.68 %	0.32 %			0.00	0.00
TAX DISTRICT: PINEY GROVE LEVY TYPE: Interest											
2018	0.00	0.00	0.00	0.00	0.00	1,850.99	0.00	296.85	0.00	0.00	0.00
		0.00	1,850.99	0.00	0.00	NA	NA			0.00	0.00
2017	0.00	0.00	0.00	0.00	0.00	1,409.24	0.00	133.68	0.00	0.00	0.00
		0.00	1,409.24	0.00	0.00	NA	NA			0.00	0.00
2016	0.00	0.00	0.00	0.00	0.00	1,654.04	0.00	65.31	0.00	0.00	0.00
		0.00	1,654.04	0.00	0.00	NA	NA			0.00	0.00
2015	0.00	0.00	0.00	0.00	0.00	1,614.91	0.00	13.81	0.00	0.00	0.00
		0.00	1,614.91	0.00	0.00	NA	NA			0.00	0.00
2014	0.00	0.00	0.00	0.00	0.00	1,708.69	0.00	139.55	0.00	0.00	0.00
		0.00	1,708.69	0.00	0.00	NA	NA			0.00	0.00
2013	0.00	0.00	0.00	0.00	0.00	1,814.41	0.00	118.08	0.00	0.00	0.00
		0.00	1,814.41	0.00	0.00	NA	NA			0.00	0.00
2012	0.00	0.00	0.00	0.00	0.00	1,644.02	0.00	72.11	0.00	0.00	0.00
		0.00	1,644.02	0.00	0.00	NA	NA			0.00	0.00
2011	0.00	0.00	0.00	0.00	0.00	1,588.81	0.00	3.69	0.00	0.00	0.00
		0.00	1,588.81	0.00	0.00	NA	NA			0.00	0.00
2010	0.00	0.00	0.00	0.00	0.00	1,682.46	0.00	11.03	0.00	0.00	0.00

Fiscal Year Activity from July 1, 20XX to June 30, 2020								Activity from July 1, 2019 to June 30, 2020			
Tax Year	Orig. Billed Amt (\$)	Abs. Adj (\$)	Bill Releases (\$)	Disc. Levy (\$)	Net Levy (\$)	Amt Collect. (\$)	Unpaid Balance (\$)	Amt Collect. (\$)	Abs. Adj (\$)	Bill Releases (\$)	Disc. Levy (\$)
		Assessor Refunds (\$)	Net Collections (\$)	Additional Levy (\$)	Collection Fee Amt (\$)	% Coll.	% Uncoll.			Assessor Refunds (\$)	Additional Levy (\$)
		0.00	1,682.46	0.00	0.00	NA	NA			0.00	0.00
Sub.	0.00	0.00	0.00	0.00	0.00	14,967.57	0.00	854.11	0.00	0.00	0.00
		0.00	14,967.57	0.00	0.00	NA	NA			0.00	0.00
TAX DISTRICT: PINEY GROVE								LEVY TYPE: LATE LIST PENALTY			
2018	304.48	91.41	0.58	121.69	339.29	276.10	63.19	35.52	0.61	0.00	0.00
		0.00	276.10	5.11	0.00	81.38 %	18.62 %			0.00	0.00
2017	309.55	54.36	0.54	139.36	400.06	333.31	66.75	13.50	0.00	0.00	0.00
		0.30	333.61	6.05	0.00	83.32 %	16.68 %			0.00	0.00
2016	306.63	95.73	0.95	101.23	340.26	280.61	59.65	2.68	0.41	0.00	0.00
		20.83	301.44	29.08	0.00	82.47 %	17.53 %			0.00	0.41
2015	339.99	61.73	2.65	32.80	316.86	282.87	33.99	0.57	0.00	0.00	0.00
		0.00	282.87	8.45	0.00	89.27 %	10.73 %			0.00	0.00
2014	301.73	46.48	0.81	20.24	277.14	245.56	31.58	0.00	0.00	0.00	0.00
		3.66	249.22	2.46	0.00	88.61 %	11.39 %			0.00	0.00
2013	333.19	33.72	6.71	108.94	405.27	321.04	84.23	1.83	0.00	0.00	0.00
		1.33	322.37	3.57	0.00	79.22 %	20.78 %			0.00	0.00
2012	286.77	19.90	9.36	236.43	495.10	412.23	82.87	0.02	0.00	0.00	0.00
		0.00	412.23	1.16	0.00	83.26 %	16.74 %			0.00	0.00
2011	260.82	9.39	8.95	37.80	281.51	253.06	28.45	0.00	0.00	0.00	0.00
		0.34	253.40	1.23	0.00	89.89 %	10.11 %			0.00	0.00

Fiscal Year Activity from July 1, 20XX to June 30, 2020								Activity from July 1, 2019 to June 30, 2020			
Tax Year	Orig. Billed Amt (\$)	Abs. Adj (\$)	Bill Releases (\$)	Disc. Levy (\$)	Net Levy (\$)	Amt Collect. (\$)	Unpaid Balance (\$)	Amt Collect. (\$)	Abs. Adj (\$)	Bill Releases (\$)	Disc. Levy (\$)
		Assessor Refunds (\$)	Net Collections (\$)	Additional Levy (\$)	Collection Fee Amt (\$)	% Coll.	% Uncoll.			Assessor Refunds (\$)	Additional Levy (\$)
2010	234.01	5.57	62.22	51.26	218.56	192.34	26.22	0.80	0.00	0.00	0.00
		0.05	192.39	1.08	0.00	88.00 %	12.00 %			0.00	0.00
Sub.	2,677.17	418.29	92.77	849.75	3,074.05	2,597.12	476.93	54.92	1.02	0.00	0.00
		26.51	2,623.63	58.19	0.00	84.49 %	15.51 %			0.00	0.41
TAX DISTRICT: PINEY GROVE LEVY TYPE: TAX											
2018	746,919.43	1,783.50	46.48	402.39	748,880.00	746,147.90	2,732.10	3,193.86	16.12	1.70	0.00
		6.63	746,154.53	3,388.16	0.00	99.64 %	0.36 %			0.00	0.00
2017	670,030.52	2,258.68	30.34	518.88	670,247.69	668,818.07	1,429.62	707.23	0.00	0.15	0.00
		6.00	668,824.07	1,987.31	0.00	99.79 %	0.21 %			0.00	0.00
2016	627,419.76	2,067.70	23.94	407.46	627,226.84	625,936.35	1,290.49	164.49	4.08	0.26	0.00
		208.26	626,144.61	1,491.26	0.00	99.79 %	0.21 %			0.00	4.08
2015	623,518.71	1,626.98	42.22	145.22	622,645.94	621,720.85	925.09	36.59	0.00	0.07	0.00
		0.00	621,720.85	651.21	0.00	99.85 %	0.15 %			0.00	0.00
2014	545,583.37	1,293.32	55.24	92.51	545,185.27	544,414.88	770.39	282.49	0.00	0.00	0.00
		49.82	544,464.70	857.95	0.00	99.86 %	0.14 %			0.00	0.00
2013	541,804.84	337.46	1,532.42	356.37	540,327.04	539,385.98	941.06	206.85	0.00	0.12	0.00
		13.34	539,399.32	35.71	0.00	99.83 %	0.17 %			0.00	0.00
2012	536,793.60	213.06	658.04	1,053.99	536,988.05	536,113.50	874.55	116.07	0.00	0.12	0.00
		0.00	536,113.50	11.56	0.00	99.84 %	0.16 %			0.00	0.00
2011	532,907.97	93.81	361.03	116.05	532,581.50	532,049.56	531.94	5.08	0.00	0.06	0.00
		3.39	532,052.95	12.32	0.00	99.90 %	0.10 %			0.00	0.00
2010	445,372.07	55.67	526.80	764.77	445,565.15	444,885.37	679.78	12.24	0.00	0.08	0.00

Fiscal Year Activity from July 1, 20XX to June 30, 2020								Activity from July 1, 2019 to June 30, 2020			
Tax Year	Orig. Billed Amt (\$)	Abs. Adj (\$)	Bill Releases (\$)	Disc. Levy (\$)	Net Levy (\$)	Amt Collect. (\$)	Unpaid Balance (\$)	Amt Collect. (\$)	Abs. Adj (\$)	Bill Releases (\$)	Disc. Levy (\$)
		Assessor Refunds (\$)	Net Collections (\$)	Additional Levy (\$)	Collection Fee Amt (\$)	% Coll.	% Uncoll.			Assessor Refunds (\$)	Additional Levy (\$)
		0.48	444,885.85	10.78	0.00	99.85 %	0.15 %			0.00	0.00
Sub.	5,270,350.27	9,730.18	3,276.51	3,857.64	5,269,647.48	5,259,472.46	10,175.02	4,724.90	20.20	2.56	0.00
		287.92	5,259,760.38	8,446.26	0.00	99.81 %	0.19 %			0.00	4.08
TAX DISTRICT: RURAL HALL LEVY TYPE: Interest											
2018	0.00	0.00	0.00	0.00	0.00	2,447.12	0.00	459.88	0.00	0.00	0.00
		0.00	2,447.12	0.00	0.00	NA	NA			0.00	0.00
2017	0.00	0.00	0.00	0.00	0.00	2,084.34	0.00	320.20	0.00	0.00	0.00
		0.00	2,084.34	0.00	0.00	NA	NA			0.00	0.00
2016	0.00	0.00	0.00	0.00	0.00	2,172.55	0.00	135.37	0.00	0.00	0.00
		0.00	2,172.55	0.00	0.00	NA	NA			0.00	0.00
2015	0.00	0.00	0.00	0.00	0.00	1,792.77	0.00	34.83	0.00	0.00	0.00
		0.00	1,792.77	0.00	0.00	NA	NA			0.00	0.00
2014	0.00	0.00	0.00	0.00	0.00	2,343.79	0.00	64.14	0.00	0.00	0.00
		0.00	2,343.79	0.00	0.00	NA	NA			0.00	0.00
2013	0.00	0.00	0.00	0.00	0.00	2,193.47	0.00	104.56	0.00	0.00	0.00
		0.00	2,193.47	0.00	0.00	NA	NA			0.00	0.00
2012	0.00	0.00	0.00	0.00	0.00	2,220.98	0.00	46.75	0.00	0.00	0.00
		0.00	2,220.98	0.00	0.00	NA	NA			0.00	0.00
2011	0.00	0.00	0.00	0.00	0.00	1,778.57	0.00	43.19	0.00	0.00	0.00
		0.00	1,778.57	0.00	0.00	NA	NA			0.00	0.00

Fiscal Year Activity from July 1, 20XX to June 30, 2020								Activity from July 1, 2019 to June 30, 2020			
Tax Year	Orig. Billed Amt (\$)	Abs. Adj (\$)	Bill Releases (\$)	Disc. Levy (\$)	Net Levy (\$)	Amt Collect. (\$)	Unpaid Balance (\$)	Amt Collect. (\$)	Abs. Adj (\$)	Bill Releases (\$)	Disc. Levy (\$)
		Assessor Refunds (\$)	Net Collections (\$)	Additional Levy (\$)	Collection Fee Amt (\$)	% Coll.	% Uncoll.			Assessor Refunds (\$)	Additional Levy (\$)
2010	0.00	0.00	0.00	0.00	0.00	4,747.80	0.00	11.41	0.00	0.00	0.00
		0.00	4,747.80	0.00	0.00	NA	NA			0.00	0.00
Sub.	0.00	0.00	0.00	0.00	0.00	21,781.39	0.00	1,220.33	0.00	0.00	0.00
		0.00	21,781.39	0.00	0.00	NA	NA			0.00	0.00
TAX DISTRICT: RURAL HALL LEVY TYPE: LATE LIST PENALTY											
2018	240.32	146.94	0.80	64.29	235.61	220.68	14.93	4.04	0.00	0.00	0.00
		0.00	220.68	78.74	0.00	93.66 %	6.34 %			0.00	0.00
2017	321.59	8.99	0.82	45.90	357.68	354.24	3.44	4.12	0.00	0.00	0.00
		0.00	354.24	0.00	0.00	99.04 %	0.96 %			0.00	0.00
2016	191.41	8.85	0.42	375.84	557.98	555.72	2.26	2.59	0.00	0.00	0.00
		0.00	555.72	0.00	0.00	99.59 %	0.41 %			0.00	0.00
2015	154.76	358.19	0.31	409.51	212.80	202.43	10.37	0.00	0.00	0.00	0.00
		0.00	202.43	7.03	0.00	95.13 %	4.87 %			0.00	0.00
2014	406.25	16.70	0.16	21.74	415.97	411.34	4.63	0.00	0.00	0.00	0.00
		0.00	411.34	4.84	0.00	98.89 %	1.11 %			0.00	0.00
2013	1,284.11	6.24	435.74	155.42	1,002.96	999.10	3.86	0.00	0.00	0.00	0.00
		0.00	999.10	5.41	0.00	99.62 %	0.38 %			0.00	0.00
2012	488.32	0.00	21.23	103.35	571.45	568.62	2.83	0.00	0.00	0.00	0.00
		0.00	568.62	1.01	0.00	99.50 %	0.50 %			0.00	0.00
2011	1,419.30	0.00	780.95	17.38	655.73	652.34	3.39	0.00	0.00	0.00	0.00
		0.00	652.34	0.00	0.00	99.48 %	0.52 %			0.00	0.00
2010	157.00	0.00	285.94	383.36	254.42	241.63	12.79	0.00	0.00	0.00	0.00

Fiscal Year Activity from July 1, 20XX to June 30, 2020								Activity from July 1, 2019 to June 30, 2020			
Tax Year	Orig. Billed Amt (\$)	Abs. Adj (\$)	Bill Releases (\$)	Disc. Levy (\$)	Net Levy (\$)	Amt Collect. (\$)	Unpaid Balance (\$)	Amt Collect. (\$)	Abs. Adj (\$)	Bill Releases (\$)	Disc. Levy (\$)
		Assessor Refunds (\$)	Net Collections (\$)	Additional Levy (\$)	Collection Fee Amt (\$)	% Coll.	% Uncoll.			Assessor Refunds (\$)	Additional Levy (\$)
		0.00	241.63	0.00	0.00	94.97 %	5.03 %			0.00	0.00
Sub.	4,663.06	545.91	1,526.37	1,576.79	4,264.60	4,206.10	58.50	10.75	0.00	0.00	0.00
		0.00	4,206.10	97.03	0.00	98.63 %	1.37 %			0.00	0.00
TAX DISTRICT: RURAL HALL LEVY TYPE: TAX											
2018	1,192,125.63	5,780.23	40.09	210.88	1,188,704.41	1,186,112.59	2,591.82	4,763.72	0.00	0.82	0.00
		9.13	1,186,121.72	2,188.22	0.00	99.78 %	0.22 %			0.00	0.00
2017	1,181,682.52	2,088.36	20.57	135.74	1,180,702.06	1,178,918.29	1,783.77	1,862.37	0.00	0.00	0.00
		334.49	1,179,252.78	992.73	0.00	99.85 %	0.15 %			0.00	0.00
2016	1,110,753.82	925.61	16.38	976.52	1,110,833.37	1,109,261.17	1,572.20	570.29	0.00	0.15	0.00
		490.68	1,109,751.85	45.02	0.00	99.86 %	0.14 %			0.00	0.00
2015	1,103,449.90	2,534.45	17.41	1,397.31	1,103,979.27	1,103,473.59	505.68	84.32	0.00	0.00	0.00
		854.88	1,104,328.47	1,683.92	0.00	99.95 %	0.05 %			0.00	0.00
2014	1,056,470.93	596.62	20.31	114.89	1,056,154.62	1,055,705.86	448.76	109.71	0.00	0.00	0.00
		0.00	1,055,705.86	185.73	0.00	99.96 %	0.04 %			0.00	0.00
2013	964,995.66	242.36	1,612.52	388.69	963,583.56	963,183.27	400.29	211.04	0.00	0.00	0.00
		0.00	963,183.27	54.09	0.00	99.96 %	0.04 %			0.00	0.00
2012	894,194.36	0.00	1,529.52	652.50	893,327.42	892,845.40	482.02	68.00	0.00	0.00	0.00
		0.00	892,845.40	10.08	0.00	99.95 %	0.05 %			0.00	0.00
2011	914,410.36	0.00	16,188.00	69.14	898,291.50	897,998.04	293.46	59.26	0.00	0.00	0.00
		0.00	897,998.04	0.00	0.00	99.97 %	0.03 %			0.00	0.00

Fiscal Year Activity from July 1, 20XX to June 30, 2020								Activity from July 1, 2019 to June 30, 2020			
Tax Year	Orig. Billed Amt (\$)	Abs. Adj (\$)	Bill Releases (\$)	Disc. Levy (\$)	Net Levy (\$)	Amt Collect. (\$)	Unpaid Balance (\$)	Amt Collect. (\$)	Abs. Adj (\$)	Bill Releases (\$)	Disc. Levy (\$)
		Assessor Refunds (\$)	Net Collections (\$)	Additional Levy (\$)	Collection Fee Amt (\$)	% Coll.	% Uncoll.			Assessor Refunds (\$)	Additional Levy (\$)
2010	889,605.02	0.00	1,419.51	1,017.40	889,202.91	888,861.84	341.07	59.23	0.00	0.00	0.00
		0.00	888,861.84	0.00	0.00	99.96 %	0.04 %			0.00	0.00
Sub.	9,307,688.20	12,167.63	20,864.31	4,963.07	9,284,779.12	9,276,360.05	8,419.07	7,787.94	0.00	0.97	0.00
		1,689.18	9,278,049.23	5,159.79	0.00	99.91 %	0.09 %			0.00	0.00
TAX DISTRICT: SALEM CHAPEL LEVY TYPE: Interest											
2018	0.00	0.00	0.00	0.00	0.00	369.36	0.00	95.78	0.00	0.00	0.00
		0.00	369.36	0.00	0.00	NA	NA			0.00	0.00
2017	0.00	0.00	0.00	0.00	0.00	450.93	0.00	13.08	0.00	0.00	0.00
		0.00	450.93	0.00	0.00	NA	NA			0.00	0.00
2016	0.00	0.00	0.00	0.00	0.00	494.68	0.00	32.70	0.00	0.00	0.00
		0.00	494.68	0.00	0.00	NA	NA			0.00	0.00
2015	0.00	0.00	0.00	0.00	0.00	678.32	0.00	0.94	0.00	0.00	0.00
		0.00	678.32	0.00	0.00	NA	NA			0.00	0.00
2014	0.00	0.00	0.00	0.00	0.00	635.27	0.00	8.20	0.00	0.00	0.00
		0.00	635.27	0.00	0.00	NA	NA			0.00	0.00
2013	0.00	0.00	0.00	0.00	0.00	530.07	0.00	9.62	0.00	0.00	0.00
		0.00	530.07	0.00	0.00	NA	NA			0.00	0.00
2012	0.00	0.00	0.00	0.00	0.00	623.26	0.00	1.36	0.00	0.00	0.00
		0.00	623.26	0.00	0.00	NA	NA			0.00	0.00
2011	0.00	0.00	0.00	0.00	0.00	494.98	0.00	0.00	0.00	0.00	0.00
		0.00	494.98	0.00	0.00	NA	NA			0.00	0.00
2010	0.00	0.00	0.00	0.00	0.00	413.00	0.00	0.00	0.00	0.00	0.00

Fiscal Year Activity from July 1, 20XX to June 30, 2020								Activity from July 1, 2019 to June 30, 2020			
Tax Year	Orig. Billed Amt (\$)	Abs. Adj (\$)	Bill Releases (\$)	Disc. Levy (\$)	Net Levy (\$)	Amt Collect. (\$)	Unpaid Balance (\$)	Amt Collect. (\$)	Abs. Adj (\$)	Bill Releases (\$)	Disc. Levy (\$)
		Assessor Refunds (\$)	Net Collections (\$)	Additional Levy (\$)	Collection Fee Amt (\$)	% Coll.	% Uncoll.			Assessor Refunds (\$)	Additional Levy (\$)
		0.00	413.00	0.00	0.00	NA	NA			0.00	0.00
Sub.	0.00	0.00	0.00	0.00	0.00	4,689.87	0.00	161.68	0.00	0.00	0.00
		0.00	4,689.87	0.00	0.00	NA	NA			0.00	0.00
TAX DISTRICT: SALEM CHAPEL LEVY TYPE: LATE LIST PENALTY											
2018	81.99	9.15	0.15	9.30	81.99	76.15	5.84	11.86	0.00	0.00	0.00
		0.00	76.15	0.00	0.00	92.88 %	7.12 %			0.00	0.00
2017	94.48	12.79	0.07	6.21	96.21	92.33	3.88	1.84	0.00	0.00	0.00
		0.00	92.33	8.38	0.00	95.97 %	4.03 %			0.00	0.00
2016	85.03	5.04	0.07	2.88	85.23	81.29	3.94	2.78	0.00	0.00	0.00
		0.00	81.29	2.43	0.00	95.38 %	4.62 %			0.00	0.00
2015	76.07	11.26	0.00	18.25	86.27	83.05	3.22	0.21	0.00	0.00	0.00
		0.00	83.05	3.21	0.00	96.27 %	3.73 %			0.00	0.00
2014	49.34	10.79	0.00	3.18	50.74	48.32	2.42	0.16	0.00	0.00	0.00
		0.00	48.32	9.01	0.00	95.23 %	4.77 %			0.00	0.00
2013	43.25	0.98	0.05	1.52	43.74	39.19	4.55	0.17	0.00	0.00	0.00
		0.19	39.38	0.00	0.00	89.60 %	10.40 %			0.00	0.00
2012	52.89	0.21	1.67	2.55	53.56	49.40	4.16	0.18	0.00	0.00	0.00
		0.00	49.40	0.00	0.00	92.23 %	7.77 %			0.00	0.00
2011	40.82	0.00	1.31	0.00	39.51	35.46	4.05	0.00	0.00	0.00	0.00
		0.00	35.46	0.00	0.00	89.75 %	10.25 %			0.00	0.00

Fiscal Year Activity from July 1, 20XX to June 30, 2020								Activity from July 1, 2019 to June 30, 2020			
Tax Year	Orig. Billed Amt (\$)	Abs. Adj (\$)	Bill Releases (\$)	Disc. Levy (\$)	Net Levy (\$)	Amt Collect. (\$)	Unpaid Balance (\$)	Amt Collect. (\$)	Abs. Adj (\$)	Bill Releases (\$)	Disc. Levy (\$)
		Assessor Refunds (\$)	Net Collections (\$)	Additional Levy (\$)	Collection Fee Amt (\$)	% Coll.	% Uncoll.			Assessor Refunds (\$)	Additional Levy (\$)
2010	51.24	0.00	28.41	55.95	78.78	74.45	4.33	0.00	0.00	0.00	0.00
		0.00	74.45	0.00	0.00	94.50 %	5.50 %			0.00	0.00
Sub.	575.11	50.22	31.73	99.84	616.03	579.64	36.39	17.20	0.00	0.00	0.00
		0.19	579.83	23.03	0.00	94.09 %	5.91 %			0.00	0.00
TAX DISTRICT: SALEM CHAPEL								LEVY TYPE: TAX			
2018	100,072.18	678.78	18.33	31.09	99,848.44	98,615.74	1,232.70	1,333.47	9.31	0.11	0.00
		0.00	98,615.74	442.28	0.00	98.77 %	1.23 %			0.00	9.31
2017	96,451.34	1,054.33	5.22	22.68	96,165.48	95,953.76	211.72	150.30	0.00	0.01	0.00
		57.72	96,011.48	751.01	0.00	99.78 %	0.22 %			0.00	0.00
2016	89,323.58	622.48	3.83	17.13	88,820.81	88,638.70	182.11	109.38	0.00	0.00	0.00
		0.00	88,638.70	106.41	0.00	99.79 %	0.21 %			0.00	0.00
2015	86,590.78	308.50	3.42	65.22	86,479.87	86,287.13	192.74	2.07	0.00	0.00	0.00
		0.00	86,287.13	135.79	0.00	99.78 %	0.22 %			0.00	0.00
2014	64,102.23	213.00	35.86	40.13	63,988.72	63,938.55	50.17	18.04	0.00	0.00	0.00
		0.00	63,938.55	95.22	0.00	99.92 %	0.08 %			0.00	0.00
2013	64,215.62	9.78	419.75	61.00	63,847.09	63,803.41	43.68	15.92	0.00	0.00	0.00
		1.91	63,805.32	0.00	0.00	99.93 %	0.07 %			0.00	0.00
2012	70,877.17	2.12	291.37	10.55	70,594.23	70,552.65	41.58	1.82	0.00	0.00	0.00
		0.00	70,552.65	0.00	0.00	99.94 %	0.06 %			0.00	0.00
2011	70,413.60	0.00	171.87	137.68	70,379.41	70,338.89	40.52	0.00	0.00	0.00	0.00
		0.00	70,338.89	0.00	0.00	99.94 %	0.06 %			0.00	0.00
2010	69,832.30	0.00	422.54	164.70	69,574.46	69,534.38	40.08	0.00	0.00	0.00	0.00

Fiscal Year Activity from July 1, 20XX to June 30, 2020								Activity from July 1, 2019 to June 30, 2020			
Tax Year	Orig. Billed Amt (\$)	Abs. Adj (\$)	Bill Releases (\$)	Disc. Levy (\$)	Net Levy (\$)	Amt Collect. (\$)	Unpaid Balance (\$)	Amt Collect. (\$)	Abs. Adj (\$)	Bill Releases (\$)	Disc. Levy (\$)
		Assessor Refunds (\$)	Net Collections (\$)	Additional Levy (\$)	Collection Fee Amt (\$)	% Coll.	% Uncoll.			Assessor Refunds (\$)	Additional Levy (\$)
		0.00	69,534.38	0.00	0.00	99.94 %	0.06 %			0.00	0.00
Sub.	711,878.80	2,888.99	1,372.19	550.18	709,698.51	707,663.21	2,035.30	1,631.00	9.31	0.12	0.00
		59.63	707,722.84	1,530.71	0.00	99.71 %	0.29 %			0.00	9.31
TAX DISTRICT: SOUTH FORK LEVY TYPE: Interest											
2018	0.00	0.00	0.00	0.00	0.00	3.37	0.00	0.00	0.00	0.00	0.00
		0.00	3.37	0.00	0.00	NA	NA			0.00	0.00
2017	0.00	0.00	0.00	0.00	0.00	0.50	0.00	0.00	0.00	0.00	0.00
		0.00	0.50	0.00	0.00	NA	NA			0.00	0.00
2016	0.00	0.00	0.00	0.00	0.00	0.21	0.00	0.00	0.00	0.00	0.00
		0.00	0.21	0.00	0.00	NA	NA			0.00	0.00
2015	0.00	0.00	0.00	0.00	0.00	1.36	0.00	0.00	0.00	0.00	0.00
		0.00	1.36	0.00	0.00	NA	NA			0.00	0.00
2014	0.00	0.00	0.00	0.00	0.00	0.27	0.00	0.00	0.00	0.00	0.00
		0.00	0.27	0.00	0.00	NA	NA			0.00	0.00
2013	0.00	0.00	0.00	0.00	0.00	3.08	0.00	0.00	0.00	0.00	0.00
		0.00	3.08	0.00	0.00	NA	NA			0.00	0.00
2012	0.00	0.00	0.00	0.00	0.00	0.05	0.00	0.00	0.00	0.00	0.00
		0.00	0.05	0.00	0.00	NA	NA			0.00	0.00
2011	0.00	0.00	0.00	0.00	0.00	1.78	0.00	0.00	0.00	0.00	0.00
		0.00	1.78	0.00	0.00	NA	NA			0.00	0.00

Fiscal Year Activity from July 1, 20XX to June 30, 2020								Activity from July 1, 2019 to June 30, 2020			
Tax Year	Orig. Billed Amt (\$)	Abs. Adj (\$)	Bill Releases (\$)	Disc. Levy (\$)	Net Levy (\$)	Amt Collect. (\$)	Unpaid Balance (\$)	Amt Collect. (\$)	Abs. Adj (\$)	Bill Releases (\$)	Disc. Levy (\$)
		Assessor Refunds (\$)	Net Collections (\$)	Additional Levy (\$)	Collection Fee Amt (\$)	% Coll.	% Uncoll.			Assessor Refunds (\$)	Additional Levy (\$)
2010	0.00	0.00	0.00	0.00	0.00	7.91	0.00	0.41	0.00	0.00	0.00
		0.00	7.91	0.00	0.00	NA	NA			0.00	0.00
Sub.	0.00	0.00	0.00	0.00	0.00	18.53	0.00	0.41	0.00	0.00	0.00
		0.00	18.53	0.00	0.00	NA	NA			0.00	0.00
TAX DISTRICT: SOUTH FORK LEVY TYPE: LATE LIST PENALTY											
2018	0.25	0.00	0.00	0.00	0.25	0.25	0.00	0.00	0.00	0.00	0.00
		0.00	0.25	0.00	0.00	100 %	0 %			0.00	0.00
2017	1.20	0.00	0.00	0.00	1.20	1.20	0.00	0.00	0.00	0.00	0.00
		0.00	1.20	0.00	0.00	100 %	0 %			0.00	0.00
2016	1.63	0.00	0.00	0.00	1.63	1.63	0.00	0.00	0.00	0.00	0.00
		0.00	1.63	0.00	0.00	100 %	0 %			0.00	0.00
2015	0.94	0.00	0.00	0.00	0.94	0.94	0.00	0.00	0.00	0.00	0.00
		0.00	0.94	0.00	0.00	100 %	0 %			0.00	0.00
2014	1.03	0.00	0.00	0.00	1.03	1.03	0.00	0.00	0.00	0.00	0.00
		0.00	1.03	0.00	0.00	100 %	0 %			0.00	0.00
2013	0.52	0.00	0.00	0.00	0.52	0.52	0.00	0.00	0.00	0.00	0.00
		0.00	0.52	0.00	0.00	100 %	0 %			0.00	0.00
2012	0.49	0.00	0.00	0.00	0.49	0.49	0.00	0.00	0.00	0.00	0.00
		0.00	0.49	0.00	0.00	100 %	0 %			0.00	0.00
2011	0.46	0.00	0.00	0.00	0.46	0.46	0.00	0.00	0.00	0.00	0.00
		0.00	0.46	0.00	0.00	100 %	0 %			0.00	0.00
2010	0.94	0.00	15.26	19.12	4.80	4.80	0.00	0.50	0.00	0.00	0.00

Fiscal Year Activity from July 1, 20XX to June 30, 2020								Activity from July 1, 2019 to June 30, 2020			
Tax Year	Orig. Billed Amt (\$)	Abs. Adj (\$)	Bill Releases (\$)	Disc. Levy (\$)	Net Levy (\$)	Amt Collect. (\$)	Unpaid Balance (\$)	Amt Collect. (\$)	Abs. Adj (\$)	Bill Releases (\$)	Disc. Levy (\$)
		Assessor Refunds (\$)	Net Collections (\$)	Additional Levy (\$)	Collection Fee Amt (\$)	% Coll.	% Uncoll.			Assessor Refunds (\$)	Additional Levy (\$)
		0.00	4.80	0.00	0.00	100 %	0 %			0.00	0.00
Sub.	7.46	0.00	15.26	19.12	11.32	11.32	0.00	0.50	0.00	0.00	0.00
		0.00	11.32	0.00	0.00	100 %	0 %			0.00	0.00
TAX DISTRICT: SOUTH FORK LEVY TYPE: TAX											
2018	5,756.53	45.09	0.39	0.00	5,756.14	5,756.14	0.00	0.00	0.00	0.00	0.00
		0.00	5,756.14	45.09	0.00	100 %	0 %			0.00	0.00
2017	5,465.74	0.00	0.39	0.00	5,465.35	5,465.35	0.00	0.00	0.00	0.00	0.00
		0.00	5,465.35	0.00	0.00	100 %	0 %			0.00	0.00
2016	5,333.73	0.00	0.24	0.00	5,333.49	5,333.49	0.00	0.00	0.00	0.00	0.00
		0.00	5,333.49	0.00	0.00	100 %	0 %			0.00	0.00
2015	5,238.25	59.80	0.24	0.00	5,178.21	5,178.21	0.00	0.00	0.00	0.00	0.00
		0.00	5,178.21	0.00	0.00	100 %	0 %			0.00	0.00
2014	4,385.10	0.00	0.20	0.00	4,384.90	4,384.90	0.00	0.00	0.00	0.00	0.00
		0.00	4,384.90	0.00	0.00	100 %	0 %			0.00	0.00
2013	4,401.31	0.00	5.09	0.00	4,396.22	4,396.22	0.00	0.00	0.00	0.00	0.00
		0.00	4,396.22	0.00	0.00	100 %	0 %			0.00	0.00
2012	4,722.68	0.00	0.00	0.00	4,722.68	4,722.68	0.00	0.00	0.00	0.00	0.00
		0.00	4,722.68	0.00	0.00	100 %	0 %			0.00	0.00
2011	4,683.78	0.00	0.00	0.00	4,683.78	4,683.78	0.00	0.00	0.00	0.00	0.00
		0.00	4,683.78	0.00	0.00	100 %	0 %			0.00	0.00

Fiscal Year Activity from July 1, 20XX to June 30, 2020								Activity from July 1, 2019 to June 30, 2020			
Tax Year	Orig. Billed Amt (\$)	Abs. Adj (\$)	Bill Releases (\$)	Disc. Levy (\$)	Net Levy (\$)	Amt Collect. (\$)	Unpaid Balance (\$)	Amt Collect. (\$)	Abs. Adj (\$)	Bill Releases (\$)	Disc. Levy (\$)
		Assessor Refunds (\$)	Net Collections (\$)	Additional Levy (\$)	Collection Fee Amt (\$)	% Coll.	% Uncoll.			Assessor Refunds (\$)	Additional Levy (\$)
2010	4,801.03	0.00	0.00	43.23	4,844.26	4,844.26	0.00	0.00	0.00	0.00	0.00
		0.00	4,844.26	0.00	0.00	100 %	0 %			0.00	0.00
Sub.	44,788.15	104.89	6.55	43.23	44,765.03	44,765.03	0.00	0.00	0.00	0.00	0.00
		0.00	44,765.03	45.09	0.00	100 %	0 %			0.00	0.00
TAX DISTRICT: SUBURBAN RURAL HALL			LEVY TYPE: Interest								
2018	0.00	0.00	0.00	0.00	0.00	1,195.82	0.00	321.37	0.00	0.00	0.00
		0.00	1,195.82	0.00	0.00	NA	NA			0.00	0.00
2017	0.00	0.00	0.00	0.00	0.00	1,249.16	0.00	155.06	0.00	0.00	0.00
		0.00	1,249.16	0.00	0.00	NA	NA			0.00	0.00
2016	0.00	0.00	0.00	0.00	0.00	1,414.34	0.00	145.61	0.00	0.00	0.00
		0.00	1,414.34	0.00	0.00	NA	NA			0.00	0.00
2015	0.00	0.00	0.00	0.00	0.00	1,628.78	0.00	112.02	0.00	0.00	0.00
		0.00	1,628.78	0.00	0.00	NA	NA			0.00	0.00
2014	0.00	0.00	0.00	0.00	0.00	1,606.12	0.00	137.19	0.00	0.00	0.00
		0.00	1,606.12	0.00	0.00	NA	NA			0.00	0.00
2013	0.00	0.00	0.00	0.00	0.00	1,323.11	0.00	137.43	0.00	0.00	0.00
		0.00	1,323.11	0.00	0.00	NA	NA			0.00	0.00
2012	0.00	0.00	0.00	0.00	0.00	1,175.42	0.00	182.71	0.00	0.00	0.00
		0.00	1,175.42	0.00	0.00	NA	NA			0.00	0.00
2011	0.00	0.00	0.00	0.00	0.00	1,614.71	0.00	174.37	0.00	0.00	0.00
		0.00	1,614.71	0.00	0.00	NA	NA			0.00	0.00
2010	0.00	0.00	0.00	0.00	0.00	1,257.21	0.00	0.00	0.00	0.00	0.00

Fiscal Year Activity from July 1, 20XX to June 30, 2020								Activity from July 1, 2019 to June 30, 2020			
Tax Year	Orig. Billed Amt (\$)	Abs. Adj (\$)	Bill Releases (\$)	Disc. Levy (\$)	Net Levy (\$)	Amt Collect. (\$)	Unpaid Balance (\$)	Amt Collect. (\$)	Abs. Adj (\$)	Bill Releases (\$)	Disc. Levy (\$)
		Assessor Refunds (\$)	Net Collections (\$)	Additional Levy (\$)	Collection Fee Amt (\$)	% Coll.	% Uncoll.			Assessor Refunds (\$)	Additional Levy (\$)
		0.00	1,257.21	0.00	0.00	NA	NA			0.00	0.00
Sub.	0.00	0.00	0.00	0.00	0.00	12,464.67	0.00	1,365.76	0.00	0.00	0.00
		0.00	12,464.67	0.00	0.00	NA	NA			0.00	0.00
TAX DISTRICT: SUBURBAN RURAL HALL			LEVY TYPE: LATE LIST PENALTY								
2018	323.60	32.67	0.58	89.87	385.18	378.85	6.33	6.87	0.86	0.00	0.00
		15.77	394.62	4.96	0.00	98.36 %	1.64 %			0.37	0.39
2017	367.76	9.11	0.45	37.70	397.87	383.15	14.72	2.64	0.49	0.00	0.00
		0.00	383.15	1.97	0.00	96.30 %	3.70 %			0.00	0.38
2016	265.23	49.58	82.07	222.54	385.31	351.87	33.44	3.97	0.12	0.00	0.00
		0.00	351.87	29.19	0.00	91.32 %	8.68 %			0.00	0.00
2015	218.91	10.68	21.46	119.96	309.98	304.01	5.97	0.28	0.13	0.00	0.00
		0.00	304.01	3.25	0.00	98.07 %	1.93 %			0.00	0.00
2014	244.22	11.36	1.48	26.84	261.71	253.89	7.82	0.58	0.13	0.00	0.00
		0.00	253.89	3.49	0.00	97.01 %	2.99 %			0.00	0.00
2013	1,252.17	5.48	4.43	48.99	1,292.11	1,283.85	8.26	0.73	0.13	0.00	0.00
		0.00	1,283.85	0.86	0.00	99.36 %	0.64 %			0.00	0.00
2012	356.87	2.51	2.01	3.63	356.79	352.27	4.52	0.04	0.00	0.00	0.00
		0.00	352.27	0.81	0.00	98.73 %	1.27 %			0.00	0.00
2011	345.02	1.49	2.34	5.01	347.06	338.93	8.13	0.04	0.00	0.00	0.00
		0.00	338.93	0.86	0.00	97.66 %	2.34 %			0.00	0.00

Fiscal Year Activity from July 1, 20XX to June 30, 2020								Activity from July 1, 2019 to June 30, 2020			
Tax Year	Orig. Billed Amt (\$)	Abs. Adj (\$)	Bill Releases (\$)	Disc. Levy (\$)	Net Levy (\$)	Amt Collect. (\$)	Unpaid Balance (\$)	Amt Collect. (\$)	Abs. Adj (\$)	Bill Releases (\$)	Disc. Levy (\$)
		Assessor Refunds (\$)	Net Collections (\$)	Additional Levy (\$)	Collection Fee Amt (\$)	% Coll.	% Uncoll.			Assessor Refunds (\$)	Additional Levy (\$)
2010	275.00	0.32	87.95	283.18	469.91	464.42	5.49	0.00	0.00	0.00	0.00
		0.00	464.42	0.00	0.00	98.83 %	1.17 %			0.00	0.00
Sub.	3,648.78	123.20	202.77	837.72	4,205.92	4,111.24	94.68	15.15	1.86	0.00	0.00
		15.77	4,127.01	45.39	0.00	97.75 %	2.25 %			0.37	0.77
TAX DISTRICT: SUBURBAN RURAL HALL			LEVY TYPE: TAX								
2018	437,717.48	794.43	31.31	288.25	437,699.07	435,494.99	2,204.08	3,585.55	8.58	0.35	0.00
		-9.65	435,485.34	519.08	0.00	99.50 %	0.50 %			3.71	3.88
2017	414,729.82	4,920.69	18.18	141.45	411,624.17	410,712.01	912.16	747.96	8.48	0.00	0.00
		2,073.14	412,785.15	1,691.77	0.00	99.78 %	0.22 %			3.59	3.83
2016	404,553.24	2,116.87	218.75	799.89	403,931.06	403,107.95	823.11	551.90	1.18	0.12	0.00
		5.74	403,113.69	913.55	0.00	99.80 %	0.20 %			0.00	0.00
2015	404,595.85	2,233.73	70.54	344.91	404,659.04	404,223.66	435.38	304.70	1.31	0.00	0.00
		23.63	404,247.29	2,022.55	0.00	99.89 %	0.11 %			0.00	0.00
2014	392,400.21	2,592.13	13.65	133.47	390,587.62	390,281.22	306.40	289.53	1.35	0.00	0.00
		17.39	390,298.61	659.72	0.00	99.92 %	0.08 %			0.00	0.00
2013	351,849.46	55.51	992.08	270.48	351,080.96	350,745.84	335.12	246.89	1.34	0.00	0.00
		15.75	350,761.59	8.61	0.00	99.90 %	0.10 %			0.00	0.00
2012	337,835.60	25.01	150.58	14.97	337,683.05	337,454.85	228.20	282.92	0.00	0.00	0.00
		0.00	337,454.85	8.07	0.00	99.93 %	0.07 %			0.00	0.00
2011	338,658.47	15.05	32.71	20.81	338,640.16	338,474.12	166.04	235.60	0.00	0.00	0.00
		0.00	338,474.12	8.64	0.00	99.95 %	0.05 %			0.00	0.00
2010	280,852.28	3.25	285.99	1,302.59	281,865.63	281,744.87	120.76	0.00	0.00	0.00	0.00

Fiscal Year Activity from July 1, 20XX to June 30, 2020								Activity from July 1, 2019 to June 30, 2020			
Tax Year	Orig. Billed Amt (\$)	Abs. Adj (\$)	Bill Releases (\$)	Disc. Levy (\$)	Net Levy (\$)	Amt Collect. (\$)	Unpaid Balance (\$)	Amt Collect. (\$)	Abs. Adj (\$)	Bill Releases (\$)	Disc. Levy (\$)
		Assessor Refunds (\$)	Net Collections (\$)	Additional Levy (\$)	Collection Fee Amt (\$)	% Coll.	% Uncoll.			Assessor Refunds (\$)	Additional Levy (\$)
		0.00	281,744.87	0.00	0.00	99.96 %	0.04 %			0.00	0.00
Sub.	3,363,192.41	12,756.67	1,813.79	3,316.82	3,357,770.76	3,352,239.51	5,531.25	6,245.05	22.24	0.47	0.00
		2,126.00	3,354,365.51	5,831.99	0.00	99.84 %	0.16 %			7.30	7.71
TAX DISTRICT: TALLEYS CROSSING LEVY TYPE: Interest											
2018	0.00	0.00	0.00	0.00	0.00	588.25	0.00	173.54	0.00	0.00	0.00
		0.00	588.25	0.00	0.00	NA	NA			0.00	0.00
2017	0.00	0.00	0.00	0.00	0.00	767.58	0.00	3.73	0.00	0.00	0.00
		0.00	767.58	0.00	0.00	NA	NA			0.00	0.00
2016	0.00	0.00	0.00	0.00	0.00	636.44	0.00	4.41	0.00	0.00	0.00
		0.00	636.44	0.00	0.00	NA	NA			0.00	0.00
2015	0.00	0.00	0.00	0.00	0.00	882.19	0.00	0.41	0.00	0.00	0.00
		0.00	882.19	0.00	0.00	NA	NA			0.00	0.00
2014	0.00	0.00	0.00	0.00	0.00	726.64	0.00	2.21	0.00	0.00	0.00
		0.00	726.64	0.00	0.00	NA	NA			0.00	0.00
2013	0.00	0.00	0.00	0.00	0.00	845.05	0.00	4.22	0.00	0.00	0.00
		0.00	845.05	0.00	0.00	NA	NA			0.00	0.00
2012	0.00	0.00	0.00	0.00	0.00	803.12	0.00	0.00	0.00	0.00	0.00
		0.00	803.12	0.00	0.00	NA	NA			0.00	0.00
2011	0.00	0.00	0.00	0.00	0.00	1,016.00	0.00	0.00	0.00	0.00	0.00
		0.00	1,016.00	0.00	0.00	NA	NA			0.00	0.00

Fiscal Year Activity from July 1, 20XX to June 30, 2020								Activity from July 1, 2019 to June 30, 2020			
Tax Year	Orig. Billed Amt (\$)	Abs. Adj (\$)	Bill Releases (\$)	Disc. Levy (\$)	Net Levy (\$)	Amt Collect. (\$)	Unpaid Balance (\$)	Amt Collect. (\$)	Abs. Adj (\$)	Bill Releases (\$)	Disc. Levy (\$)
		Assessor Refunds (\$)	Net Collections (\$)	Additional Levy (\$)	Collection Fee Amt (\$)	% Coll.	% Uncoll.			Assessor Refunds (\$)	Additional Levy (\$)
2010	0.00	0.00	0.00	0.00	0.00	707.32	0.00	0.00	0.00	0.00	0.00
		0.00	707.32	0.00	0.00	NA	NA			0.00	0.00
Sub.	0.00	0.00	0.00	0.00	0.00	6,972.59	0.00	188.52	0.00	0.00	0.00
		0.00	6,972.59	0.00	0.00	NA	NA			0.00	0.00
TAX DISTRICT: TALLEYS CROSSING LEVY TYPE: LATE LIST PENALTY											
2018	161.42	5.58	0.16	603.63	759.31	748.80	10.51	1.96	0.11	0.00	0.00
		0.00	748.80	0.00	0.00	98.62 %	1.38 %			0.00	0.00
2017	156.94	7.81	0.23	154.30	303.85	297.34	6.51	0.31	0.00	0.00	0.00
		0.00	297.34	0.65	0.00	97.86 %	2.14 %			0.00	0.00
2016	254.10	58.96	0.15	28.21	238.21	235.54	2.67	0.37	0.00	0.00	0.00
		0.00	235.54	15.01	0.00	98.88 %	1.12 %			0.00	0.00
2015	93.68	119.85	0.07	121.82	96.50	95.95	0.55	0.00	0.00	0.00	0.00
		0.23	96.18	0.92	0.00	99.43 %	0.57 %			0.00	0.00
2014	39.43	5.75	76.07	80.51	38.12	37.57	0.55	0.09	0.00	0.00	0.00
		0.31	37.88	0.00	0.00	98.56 %	1.44 %			0.00	0.00
2013	94.49	4.27	3.19	5.69	92.72	88.17	4.55	1.20	0.00	0.00	0.00
		0.00	88.17	0.00	0.00	95.09 %	4.91 %			0.00	0.00
2012	61.24	3.68	5.50	31.25	83.31	81.08	2.23	0.00	0.00	0.00	0.00
		0.00	81.08	0.00	0.00	97.32 %	2.68 %			0.00	0.00
2011	35.13	0.14	5.34	0.00	29.65	28.41	1.24	0.00	0.00	0.00	0.00
		0.00	28.41	0.00	0.00	95.82 %	4.18 %			0.00	0.00
2010	38.15	0.15	37.00	39.51	40.51	38.32	2.19	0.00	0.00	0.00	0.00

Fiscal Year Activity from July 1, 20XX to June 30, 2020								Activity from July 1, 2019 to June 30, 2020			
Tax Year	Orig. Billed Amt (\$)	Abs. Adj (\$)	Bill Releases (\$)	Disc. Levy (\$)	Net Levy (\$)	Amt Collect. (\$)	Unpaid Balance (\$)	Amt Collect. (\$)	Abs. Adj (\$)	Bill Releases (\$)	Disc. Levy (\$)
		Assessor Refunds (\$)	Net Collections (\$)	Additional Levy (\$)	Collection Fee Amt (\$)	% Coll.	% Uncoll.			Assessor Refunds (\$)	Additional Levy (\$)
		0.00	38.32	0.00	0.00	94.59 %	5.41 %			0.00	0.00
Sub.	934.58	206.19	127.71	1,064.92	1,682.18	1,651.18	31.00	3.93	0.11	0.00	0.00
		0.54	1,651.72	16.58	0.00	98.16 %	1.84 %			0.00	0.00
TAX DISTRICT: TALLEYS CROSSING LEVY TYPE: TAX											
2018	178,529.58	57.75	10.90	1,676.83	180,142.09	178,188.08	1,954.01	1,550.68	1.09	0.17	0.00
		0.00	178,188.08	4.33	0.00	98.92 %	1.08 %			0.00	0.00
2017	174,333.29	974.27	7.01	391.68	174,423.38	173,335.02	1,088.36	19.78	0.00	0.00	0.00
		24.25	173,359.27	679.69	0.00	99.38 %	0.62 %			0.00	0.00
2016	162,466.52	1,517.47	6.44	77.80	162,033.42	161,369.30	664.12	7.23	0.00	0.00	0.00
		0.00	161,369.30	1,013.01	0.00	99.59 %	0.41 %			0.00	0.00
2015	132,674.49	483.14	13.23	413.61	133,340.94	132,817.59	523.35	1.52	0.00	0.00	0.00
		1.96	132,819.55	749.21	0.00	99.61 %	0.39 %			0.00	0.00
2014	117,749.87	320.88	258.09	275.80	117,612.88	117,145.91	466.97	4.47	0.00	0.00	0.00
		2.60	117,148.51	166.18	0.00	99.60 %	0.40 %			0.00	0.00
2013	117,374.75	42.85	1,290.26	28.90	116,070.54	115,530.91	539.63	0.00	0.00	0.00	0.00
		0.00	115,530.91	0.00	0.00	99.54 %	0.46 %			0.00	0.00
2012	129,865.64	36.85	1,008.85	527.66	129,347.60	129,229.95	117.65	0.00	0.00	0.00	0.00
		0.00	129,229.95	0.00	0.00	99.91 %	0.09 %			0.00	0.00
2011	129,408.80	38.36	598.32	0.00	128,772.12	128,665.43	106.69	0.00	0.00	0.00	0.00
		0.00	128,665.43	0.00	0.00	99.92 %	0.08 %			0.00	0.00

Fiscal Year Activity from July 1, 20XX to June 30, 2020								Activity from July 1, 2019 to June 30, 2020			
Tax Year	Orig. Billed Amt (\$)	Abs. Adj (\$)	Bill Releases (\$)	Disc. Levy (\$)	Net Levy (\$)	Amt Collect. (\$)	Unpaid Balance (\$)	Amt Collect. (\$)	Abs. Adj (\$)	Bill Releases (\$)	Disc. Levy (\$)
		Assessor Refunds (\$)	Net Collections (\$)	Additional Levy (\$)	Collection Fee Amt (\$)	% Coll.	% Uncoll.			Assessor Refunds (\$)	Additional Levy (\$)
2010	129,500.63	1.46	613.34	95.42	128,981.25	128,968.66	12.59	0.00	0.00	0.00	0.00
		0.00	128,968.66	0.00	0.00	99.99 %	0.01 %			0.00	0.00
Sub.	1,271,903.57	3,473.03	3,806.44	3,487.70	1,270,724.22	1,265,250.85	5,473.37	1,583.68	1.09	0.17	0.00
		28.81	1,265,279.66	2,612.42	0.00	99.57 %	0.43 %			0.00	0.00
TAX DISTRICT: TOBACCOVILLE LEVY TYPE: Interest											
2018	0.00	0.00	0.00	0.00	0.00	326.31	0.00	36.56	0.00	0.00	0.00
		0.00	326.31	0.00	0.00	NA	NA			0.00	0.00
2017	0.00	0.00	0.00	0.00	0.00	264.22	0.00	27.99	0.00	0.00	0.00
		0.00	264.22	0.00	0.00	NA	NA			0.00	0.00
2016	0.00	0.00	0.00	0.00	0.00	302.60	0.00	0.00	0.00	0.00	0.00
		0.00	302.60	0.00	0.00	NA	NA			0.00	0.00
2015	0.00	0.00	0.00	0.00	0.00	281.48	0.00	0.00	0.00	0.00	0.00
		0.00	281.48	0.00	0.00	NA	NA			0.00	0.00
2014	0.00	0.00	0.00	0.00	0.00	433.64	0.00	0.04	0.00	0.00	0.00
		0.00	433.64	0.00	0.00	NA	NA			0.00	0.00
2013	0.00	0.00	0.00	0.00	0.00	386.84	0.00	1.98	0.00	0.00	0.00
		0.00	386.84	0.00	0.00	NA	NA			0.00	0.00
2012	0.00	0.00	0.00	0.00	0.00	424.86	0.00	0.00	0.00	0.00	0.00
		0.00	424.86	0.00	0.00	NA	NA			0.00	0.00
2011	0.00	0.00	0.00	0.00	0.00	554.84	0.00	0.00	0.00	0.00	0.00
		0.00	554.84	0.00	0.00	NA	NA			0.00	0.00
2010	0.00	0.00	0.00	0.00	0.00	515.29	0.00	0.00	0.00	0.00	0.00

Fiscal Year Activity from July 1, 20XX to June 30, 2020								Activity from July 1, 2019 to June 30, 2020			
Tax Year	Orig. Billed Amt (\$)	Abs. Adj (\$)	Bill Releases (\$)	Disc. Levy (\$)	Net Levy (\$)	Amt Collect. (\$)	Unpaid Balance (\$)	Amt Collect. (\$)	Abs. Adj (\$)	Bill Releases (\$)	Disc. Levy (\$)
		Assessor Refunds (\$)	Net Collections (\$)	Additional Levy (\$)	Collection Fee Amt (\$)	% Coll.	% Uncoll.			Assessor Refunds (\$)	Additional Levy (\$)
		0.00	515.29	0.00	0.00	NA	NA			0.00	0.00
Sub.	0.00	0.00	0.00	0.00	0.00	3,490.08	0.00	66.57	0.00	0.00	0.00
		0.00	3,490.08	0.00	0.00	NA	NA			0.00	0.00
TAX DISTRICT: TOBACCOVILLE LEVY TYPE: LATE LIST PENALTY											
2018	20.79	2.28	0.15	6.96	25.32	24.07	1.25	1.46	0.00	0.00	0.00
		0.00	24.07	0.00	0.00	95.06 %	4.94 %			0.00	0.00
2017	29.27	2.64	0.12	47.33	73.93	65.57	8.36	0.57	0.00	0.00	0.00
		0.00	65.57	0.09	0.00	88.69 %	11.31 %			0.00	0.00
2016	100.91	10.53	0.08	14.69	114.75	99.43	15.32	0.00	0.00	0.00	0.00
		0.00	99.43	9.76	0.00	86.65 %	13.35 %			0.00	0.00
2015	33.98	1.64	0.99	47.46	78.92	78.21	0.71	0.00	0.00	0.00	0.00
		0.43	78.64	0.11	0.00	99.10 %	0.90 %			0.00	0.00
2014	32.61	1.30	1.40	14.41	45.12	44.66	0.46	0.00	0.00	0.00	0.00
		0.00	44.66	0.80	0.00	98.98 %	1.02 %			0.00	0.00
2013	46.63	0.71	14.66	14.75	46.01	45.16	0.85	0.32	0.00	0.00	0.00
		0.02	45.18	0.00	0.00	98.15 %	1.85 %			0.00	0.00
2012	53.26	0.77	5.30	5.44	52.63	51.45	1.18	0.00	0.00	0.00	0.00
		0.00	51.45	0.00	0.00	97.76 %	2.24 %			0.00	0.00
2011	47.70	0.20	3.05	7.26	51.71	50.89	0.82	0.00	0.00	0.00	0.00
		0.00	50.89	0.00	0.00	98.41 %	1.59 %			0.00	0.00

Fiscal Year Activity from July 1, 20XX to June 30, 2020								Activity from July 1, 2019 to June 30, 2020			
Tax Year	Orig. Billed Amt (\$)	Abs. Adj (\$)	Bill Releases (\$)	Disc. Levy (\$)	Net Levy (\$)	Amt Collect. (\$)	Unpaid Balance (\$)	Amt Collect. (\$)	Abs. Adj (\$)	Bill Releases (\$)	Disc. Levy (\$)
		Assessor Refunds (\$)	Net Collections (\$)	Additional Levy (\$)	Collection Fee Amt (\$)	% Coll.	% Uncoll.			Assessor Refunds (\$)	Additional Levy (\$)
2010	60.76	0.08	51.05	67.21	76.84	75.39	1.45	0.00	0.00	0.00	0.00
		0.00	75.39	0.00	0.00	98.11 %	1.89 %			0.00	0.00
Sub.	425.91	20.15	76.80	225.51	565.23	534.83	30.40	2.35	0.00	0.00	0.00
		0.45	535.28	10.76	0.00	94.62 %	5.38 %			0.00	0.00
TAX DISTRICT: TOBACCOVILLE								LEVY TYPE: TAX			
2018	86,940.65	30.83	7.65	26.87	87,001.44	86,640.80	360.64	427.42	0.00	0.03	0.00
		0.00	86,640.80	72.40	0.00	99.59 %	0.41 %			0.00	0.00
2017	86,065.74	168.72	5.19	161.87	86,197.22	85,916.11	281.11	158.45	0.00	0.00	0.00
		0.00	85,916.11	143.52	0.00	99.67 %	0.33 %			0.00	0.00
2016	82,695.87	331.39	4.25	66.70	82,611.35	82,303.93	307.42	0.00	0.00	0.00	0.00
		0.00	82,303.93	184.42	0.00	99.63 %	0.37 %			0.00	0.00
2015	81,576.23	33.67	6.22	132.96	81,767.52	81,488.79	278.73	0.00	0.00	0.00	0.00
		4.28	81,493.07	98.22	0.00	99.66 %	0.34 %			0.00	0.00
2014	80,104.31	277.63	8.94	60.64	80,094.68	79,999.49	95.19	0.09	0.00	0.00	0.00
		0.00	79,999.49	216.30	0.00	99.88 %	0.12 %			0.00	0.00
2013	79,852.25	7.09	534.57	54.94	79,365.53	79,345.77	19.76	3.22	0.00	0.00	0.00
		0.23	79,346.00	0.00	0.00	99.98 %	0.02 %			0.00	0.00
2012	85,401.02	8.79	376.29	160.77	85,176.71	85,153.24	23.47	0.00	0.00	0.00	0.00
		0.00	85,153.24	0.00	0.00	99.97 %	0.03 %			0.00	0.00
2011	84,973.07	1.91	28.67	142.24	85,084.73	85,064.92	19.81	0.00	0.00	0.00	0.00
		0.00	85,064.92	0.00	0.00	99.98 %	0.02 %			0.00	0.00
2010	85,792.80	0.77	208.11	228.05	85,811.97	85,792.59	19.38	0.00	0.00	0.00	0.00

Fiscal Year Activity from July 1, 20XX to June 30, 2020								Activity from July 1, 2019 to June 30, 2020			
Tax Year	Orig. Billed Amt (\$)	Abs. Adj (\$)	Bill Releases (\$)	Disc. Levy (\$)	Net Levy (\$)	Amt Collect. (\$)	Unpaid Balance (\$)	Amt Collect. (\$)	Abs. Adj (\$)	Bill Releases (\$)	Disc. Levy (\$)
		Assessor Refunds (\$)	Net Collections (\$)	Additional Levy (\$)	Collection Fee Amt (\$)	% Coll.	% Uncoll.			Assessor Refunds (\$)	Additional Levy (\$)
		0.00	85,792.59	0.00	0.00	99.98 %	0.02 %			0.00	0.00
Sub.	753,401.94	860.80	1,179.89	1,035.04	753,111.15	751,705.64	1,405.51	589.18	0.00	0.03	0.00
		4.51	751,710.15	714.86	0.00	99.81 %	0.19 %			0.00	0.00
TAX DISTRICT: TRIANGLE LEVY TYPE: Interest											
2018	0.00	0.00	0.00	0.00	0.00	317.90	0.00	67.57	0.00	0.00	0.00
		0.00	317.90	0.00	0.00	NA	NA			0.00	0.00
2017	0.00	0.00	0.00	0.00	0.00	227.15	0.00	2.77	0.00	0.00	0.00
		0.00	227.15	0.00	0.00	NA	NA			0.00	0.00
2016	0.00	0.00	0.00	0.00	0.00	302.58	0.00	1.56	0.00	0.00	0.00
		0.00	302.58	0.00	0.00	NA	NA			0.00	0.00
2015	0.00	0.00	0.00	0.00	0.00	236.85	0.00	2.05	0.00	0.00	0.00
		0.00	236.85	0.00	0.00	NA	NA			0.00	0.00
2014	0.00	0.00	0.00	0.00	0.00	266.20	0.00	0.00	0.00	0.00	0.00
		0.00	266.20	0.00	0.00	NA	NA			0.00	0.00
2013	0.00	0.00	0.00	0.00	0.00	234.79	0.00	0.00	0.00	0.00	0.00
		0.00	234.79	0.00	0.00	NA	NA			0.00	0.00
2012	0.00	0.00	0.00	0.00	0.00	170.11	0.00	0.00	0.00	0.00	0.00
		0.00	170.11	0.00	0.00	NA	NA			0.00	0.00
2011	0.00	0.00	0.00	0.00	0.00	242.62	0.00	0.00	0.00	0.00	0.00
		0.00	242.62	0.00	0.00	NA	NA			0.00	0.00

Fiscal Year Activity from July 1, 20XX to June 30, 2020								Activity from July 1, 2019 to June 30, 2020			
Tax Year	Orig. Billed Amt (\$)	Abs. Adj (\$)	Bill Releases (\$)	Disc. Levy (\$)	Net Levy (\$)	Amt Collect. (\$)	Unpaid Balance (\$)	Amt Collect. (\$)	Abs. Adj (\$)	Bill Releases (\$)	Disc. Levy (\$)
		Assessor Refunds (\$)	Net Collections (\$)	Additional Levy (\$)	Collection Fee Amt (\$)	% Coll.	% Uncoll.			Assessor Refunds (\$)	Additional Levy (\$)
2010	0.00	0.00	0.00	0.00	0.00	337.71	0.00	0.00	0.00	0.00	0.00
		0.00	337.71	0.00	0.00	NA	NA			0.00	0.00
Sub.	0.00	0.00	0.00	0.00	0.00	2,335.91	0.00	73.95	0.00	0.00	0.00
		0.00	2,335.91	0.00	0.00	NA	NA			0.00	0.00
TAX DISTRICT: TRIANGLE LEVY TYPE: LATE LIST PENALTY											
2018	22.53	23.07	0.06	28.95	28.35	26.34	2.01	2.53	0.50	0.00	0.00
		0.00	26.34	0.00	0.00	92.91 %	7.09 %			0.00	0.00
2017	167.68	69.46	0.12	1.67	99.77	98.30	1.47	1.63	0.51	0.00	0.00
		0.00	98.30	0.00	0.00	98.53 %	1.47 %			0.00	0.00
2016	50.79	101.73	0.11	102.96	56.62	56.57	0.05	0.48	0.00	0.00	0.00
		80.83	137.40	4.71	0.00	99.91 %	0.09 %			0.00	0.00
2015	114.58	19.16	0.04	2.87	98.25	96.67	1.58	0.00	0.00	0.00	0.00
		0.00	96.67	0.00	0.00	98.39 %	1.61 %			0.00	0.00
2014	47.10	0.65	0.03	176.90	223.32	199.50	23.82	0.00	0.00	0.00	0.00
		0.00	199.50	0.00	0.00	89.33 %	10.67 %			0.00	0.00
2013	21.94	0.66	0.03	0.00	21.25	17.60	3.65	0.00	0.00	0.00	0.00
		0.00	17.60	0.00	0.00	82.82 %	17.18 %			0.00	0.00
2012	17.38	0.00	2.32	0.96	16.02	10.43	5.59	0.00	0.00	0.00	0.00
		0.00	10.43	0.00	0.00	65.11 %	34.89 %			0.00	0.00
2011	15.78	0.00	0.07	0.00	15.71	11.84	3.87	0.00	0.00	0.00	0.00
		0.00	11.84	0.00	0.00	75.37 %	24.63 %			0.00	0.00
2010	35.71	0.00	22.16	37.42	50.97	41.20	9.77	0.00	0.00	0.00	0.00

Fiscal Year Activity from July 1, 20XX to June 30, 2020								Activity from July 1, 2019 to June 30, 2020			
Tax Year	Orig. Billed Amt (\$)	Abs. Adj (\$)	Bill Releases (\$)	Disc. Levy (\$)	Net Levy (\$)	Amt Collect. (\$)	Unpaid Balance (\$)	Amt Collect. (\$)	Abs. Adj (\$)	Bill Releases (\$)	Disc. Levy (\$)
		Assessor Refunds (\$)	Net Collections (\$)	Additional Levy (\$)	Collection Fee Amt (\$)	% Coll.	% Uncoll.			Assessor Refunds (\$)	Additional Levy (\$)
		0.00	41.20	0.00	0.00	80.83 %	19.17 %			0.00	0.00
Sub.	493.49	214.73	24.94	351.73	610.26	558.45	51.81	4.64	1.01	0.00	0.00
		80.83	639.28	4.71	0.00	91.51 %	8.49 %			0.00	0.00
TAX DISTRICT: TRIANGLE LEVY TYPE: TAX											
2018	95,725.45	9.05	6.24	144.73	98,539.03	98,345.92	193.11	980.19	5.04	0.06	0.00
		0.00	98,345.92	2,684.14	0.00	99.80 %	0.20 %			0.00	0.00
2017	90,259.69	1,066.06	5.10	15.75	90,321.27	90,276.68	44.59	16.28	5.10	0.00	0.00
		0.00	90,276.68	1,116.99	0.00	99.95 %	0.05 %			0.00	0.00
2016	82,897.07	308.93	3.97	263.23	82,870.94	82,851.18	19.76	4.67	0.00	0.09	0.00
		0.00	82,851.18	23.54	0.00	99.98 %	0.02 %			0.00	0.00
2015	80,209.57	302.25	2.93	14.35	79,998.85	79,913.80	85.05	5.29	0.00	0.00	0.00
		0.00	79,913.80	80.11	0.00	99.89 %	0.11 %			0.00	0.00
2014	78,378.88	237.49	2.90	460.09	78,831.38	78,558.57	272.81	0.00	0.00	0.00	0.00
		0.00	78,558.57	232.80	0.00	99.65 %	0.35 %			0.00	0.00
2013	77,079.64	6.61	173.37	0.00	76,899.66	76,575.69	323.97	0.00	0.00	0.00	0.00
		0.00	76,575.69	0.00	0.00	99.58 %	0.42 %			0.00	0.00
2012	73,880.63	0.00	822.64	3.84	73,061.83	72,987.03	74.80	0.00	0.00	0.00	0.00
		0.00	72,987.03	0.00	0.00	99.90 %	0.10 %			0.00	0.00
2011	72,559.53	0.00	274.84	310.81	72,595.50	72,537.88	57.62	0.00	0.00	0.00	0.00
		0.00	72,537.88	0.00	0.00	99.92 %	0.08 %			0.00	0.00

Fiscal Year Activity from July 1, 20XX to June 30, 2020								Activity from July 1, 2019 to June 30, 2020			
Tax Year	Orig. Billed Amt (\$)	Abs. Adj (\$)	Bill Releases (\$)	Disc. Levy (\$)	Net Levy (\$)	Amt Collect. (\$)	Unpaid Balance (\$)	Amt Collect. (\$)	Abs. Adj (\$)	Bill Releases (\$)	Disc. Levy (\$)
		Assessor Refunds (\$)	Net Collections (\$)	Additional Levy (\$)	Collection Fee Amt (\$)	% Coll.	% Uncoll.			Assessor Refunds (\$)	Additional Levy (\$)
2010	72,340.96	0.00	265.03	98.99	72,174.92	72,052.46	122.46	0.00	0.00	0.00	0.00
		0.00	72,052.46	0.00	0.00	99.83 %	0.17 %			0.00	0.00
Sub.	723,331.42	1,930.39	1,557.02	1,311.79	725,293.38	724,099.21	1,194.17	1,006.43	10.14	0.15	0.00
		0.00	724,099.21	4,137.58	0.00	99.84 %	0.16 %			0.00	0.00
TAX DISTRICT: UNION CROSS LEVY TYPE: Interest											
2018	0.00	0.00	0.00	0.00	0.00	633.80	0.00	151.58	0.00	0.00	0.00
		0.00	633.80	0.00	0.00	NA	NA			0.00	0.00
2017	0.00	0.00	0.00	0.00	0.00	886.97	0.00	155.33	0.00	0.00	0.00
		0.00	886.97	0.00	0.00	NA	NA			0.00	0.00
2016	0.00	0.00	0.00	0.00	0.00	809.74	0.00	96.77	0.00	0.00	0.00
		0.00	809.74	0.00	0.00	NA	NA			0.00	0.00
2015	0.00	0.00	0.00	0.00	0.00	939.60	0.00	74.87	0.00	0.00	0.00
		0.00	939.60	0.00	0.00	NA	NA			0.00	0.00
2014	0.00	0.00	0.00	0.00	0.00	1,097.42	0.00	76.91	0.00	0.00	0.00
		0.00	1,097.42	0.00	0.00	NA	NA			0.00	0.00
2013	0.00	0.00	0.00	0.00	0.00	917.58	0.00	63.55	0.00	0.00	0.00
		0.00	917.58	0.00	0.00	NA	NA			0.00	0.00
2012	0.00	0.00	0.00	0.00	0.00	713.08	0.00	77.71	0.00	0.00	0.00
		0.00	713.08	0.00	0.00	NA	NA			0.00	0.00
2011	0.00	0.00	0.00	0.00	0.00	880.47	0.00	12.50	0.00	0.00	0.00
		0.00	880.47	0.00	0.00	NA	NA			0.00	0.00
2010	0.00	0.00	0.00	0.00	0.00	833.97	0.00	11.29	0.00	0.00	0.00

Fiscal Year Activity from July 1, 20XX to June 30, 2020								Activity from July 1, 2019 to June 30, 2020			
Tax Year	Orig. Billed Amt (\$)	Abs. Adj (\$)	Bill Releases (\$)	Disc. Levy (\$)	Net Levy (\$)	Amt Collect. (\$)	Unpaid Balance (\$)	Amt Collect. (\$)	Abs. Adj (\$)	Bill Releases (\$)	Disc. Levy (\$)
		Assessor Refunds (\$)	Net Collections (\$)	Additional Levy (\$)	Collection Fee Amt (\$)	% Coll.	% Uncoll.			Assessor Refunds (\$)	Additional Levy (\$)
		0.00	833.97	0.00	0.00	NA	NA			0.00	0.00
Sub.	0.00	0.00	0.00	0.00	0.00	7,712.63	0.00	720.51	0.00	0.00	0.00
		0.00	7,712.63	0.00	0.00	NA	NA			0.00	0.00
TAX DISTRICT: UNION CROSS LEVY TYPE: LATE LIST PENALTY											
2018	87.20	21.32	0.22	32.82	98.99	88.48	10.51	13.42	1.21	0.00	0.00
		0.00	88.48	0.51	0.00	89.38 %	10.62 %			0.00	0.00
2017	111.11	7.53	0.27	126.34	229.65	223.80	5.85	0.55	0.27	0.00	0.00
		0.00	223.80	0.00	0.00	97.45 %	2.55 %			0.00	0.00
2016	94.03	8.79	0.24	16.01	101.01	97.91	3.10	0.26	0.00	0.00	0.00
		0.00	97.91	0.00	0.00	96.93 %	3.07 %			0.00	0.00
2015	54.09	6.18	43.88	63.87	67.90	65.60	2.30	1.53	0.00	0.00	0.00
		0.00	65.60	0.00	0.00	96.61 %	3.39 %			0.00	0.00
2014	69.12	5.70	2.80	14.04	77.74	73.49	4.25	1.86	0.00	0.00	0.00
		0.00	73.49	3.08	0.00	94.53 %	5.47 %			0.00	0.00
2013	62.69	1.89	4.40	9.37	65.80	57.78	8.02	0.88	0.00	0.00	0.00
		0.00	57.78	0.03	0.00	87.81 %	12.19 %			0.00	0.00
2012	63.61	1.84	12.01	5.51	55.30	48.73	6.57	0.00	0.00	0.00	0.00
		0.00	48.73	0.03	0.00	88.12 %	11.88 %			0.00	0.00
2011	69.82	1.88	4.62	0.00	63.32	61.51	1.81	0.00	0.00	0.00	0.00
		0.00	61.51	0.00	0.00	97.14 %	2.86 %			0.00	0.00

Fiscal Year Activity from July 1, 20XX to June 30, 2020								Activity from July 1, 2019 to June 30, 2020			
Tax Year	Orig. Billed Amt (\$)	Abs. Adj (\$)	Bill Releases (\$)	Disc. Levy (\$)	Net Levy (\$)	Amt Collect. (\$)	Unpaid Balance (\$)	Amt Collect. (\$)	Abs. Adj (\$)	Bill Releases (\$)	Disc. Levy (\$)
		Assessor Refunds (\$)	Net Collections (\$)	Additional Levy (\$)	Collection Fee Amt (\$)	% Coll.	% Uncoll.			Assessor Refunds (\$)	Additional Levy (\$)
2010	73.25	1.55	43.86	48.09	75.93	74.82	1.11	0.00	0.00	0.00	0.00
		0.00	74.82	0.00	0.00	98.54 %	1.46 %			0.00	0.00
Sub.	684.92	56.68	112.30	316.05	835.64	792.12	43.52	18.50	1.48	0.00	0.00
		0.00	792.12	3.65	0.00	94.79 %	5.21 %			0.00	0.00
TAX DISTRICT: UNION CROSS LEVY TYPE: TAX											
2018	304,954.72	1,678.55	17.30	138.26	303,620.48	302,150.03	1,470.45	1,948.09	12.15	0.26	0.00
		244.11	302,394.14	223.35	0.00	99.52 %	0.48 %			0.00	0.00
2017	293,855.87	1,899.96	13.71	343.13	292,901.65	292,181.25	720.40	959.25	2.72	0.00	0.00
		6.64	292,187.89	616.32	0.00	99.75 %	0.25 %			0.00	0.00
2016	267,567.12	714.04	10.94	89.94	267,472.53	266,932.55	539.98	379.00	0.00	0.02	0.00
		20.60	266,953.15	540.45	0.00	99.80 %	0.20 %			0.00	0.00
2015	220,848.42	1,125.61	793.49	866.43	220,899.62	220,506.94	392.68	220.49	0.00	0.00	0.00
		0.00	220,506.94	1,103.87	0.00	99.82 %	0.18 %			0.00	0.00
2014	218,734.97	1,973.51	92.42	131.63	217,850.44	217,659.36	191.08	172.39	0.00	0.00	0.00
		10.08	217,669.44	1,049.77	0.00	99.91 %	0.09 %			0.00	0.00
2013	209,295.28	34.28	1,364.89	236.37	208,148.68	207,693.68	455.00	119.52	0.00	0.00	0.00
		0.00	207,693.68	16.20	0.00	99.78 %	0.22 %			0.00	0.00
2012	227,437.33	33.73	1,211.64	186.40	226,394.56	226,091.97	302.59	120.87	0.00	0.00	0.00
		0.00	226,091.97	16.20	0.00	99.87 %	0.13 %			0.00	0.00
2011	212,860.67	18.79	1,090.58	1,158.42	212,909.72	212,660.01	249.71	17.80	0.00	0.00	0.00
		0.00	212,660.01	0.00	0.00	99.88 %	0.12 %			0.00	0.00
2010	166,986.88	15.46	947.70	632.57	166,656.29	166,480.28	176.01	14.24	0.00	0.00	0.00

Fiscal Year Activity from July 1, 20XX to June 30, 2020								Activity from July 1, 2019 to June 30, 2020			
Tax Year	Orig. Billed Amt (\$)	Abs. Adj (\$)	Bill Releases (\$)	Disc. Levy (\$)	Net Levy (\$)	Amt Collect. (\$)	Unpaid Balance (\$)	Amt Collect. (\$)	Abs. Adj (\$)	Bill Releases (\$)	Disc. Levy (\$)
		Assessor Refunds (\$)	Net Collections (\$)	Additional Levy (\$)	Collection Fee Amt (\$)	% Coll.	% Uncoll.			Assessor Refunds (\$)	Additional Levy (\$)
		0.00	166,480.28	0.00	0.00	99.89 %	0.11 %			0.00	0.00
Sub.	2,122,541.26	7,493.93	5,542.67	3,783.15	2,116,853.97	2,112,356.07	4,497.90	3,951.65	14.87	0.28	0.00
		281.43	2,112,637.50	3,566.16	0.00	99.79 %	0.21 %			0.00	0.00
TAX DISTRICT: VIENNA LEVY TYPE: Interest											
2018	0.00	0.00	0.00	0.00	0.00	936.12	0.00	155.20	0.00	0.00	0.00
		0.00	936.12	0.00	0.00	NA	NA			0.00	0.00
2017	0.00	0.00	0.00	0.00	0.00	1,702.13	0.00	156.81	0.00	0.00	0.00
		0.00	1,702.13	0.00	0.00	NA	NA			0.00	0.00
2016	0.00	0.00	0.00	0.00	0.00	917.36	0.00	21.47	0.00	0.00	0.00
		0.00	917.36	0.00	0.00	NA	NA			0.00	0.00
2015	0.00	0.00	0.00	0.00	0.00	1,185.92	0.00	33.53	0.00	0.00	0.00
		0.00	1,185.92	0.00	0.00	NA	NA			0.00	0.00
2014	0.00	0.00	0.00	0.00	0.00	1,580.13	0.00	43.58	0.00	0.00	0.00
		0.00	1,580.13	0.00	0.00	NA	NA			0.00	0.00
2013	0.00	0.00	0.00	0.00	0.00	1,536.50	0.00	51.39	0.00	0.00	0.00
		0.00	1,536.50	0.00	0.00	NA	NA			0.00	0.00
2012	0.00	0.00	0.00	0.00	0.00	1,037.47	0.00	29.97	0.00	0.00	0.00
		0.00	1,037.47	0.00	0.00	NA	NA			0.00	0.00
2011	0.00	0.00	0.00	0.00	0.00	961.37	0.00	34.18	0.00	0.00	0.00
		0.00	961.37	0.00	0.00	NA	NA			0.00	0.00

Fiscal Year Activity from July 1, 20XX to June 30, 2020								Activity from July 1, 2019 to June 30, 2020			
Tax Year	Orig. Billed Amt (\$)	Abs. Adj (\$)	Bill Releases (\$)	Disc. Levy (\$)	Net Levy (\$)	Amt Collect. (\$)	Unpaid Balance (\$)	Amt Collect. (\$)	Abs. Adj (\$)	Bill Releases (\$)	Disc. Levy (\$)
		Assessor Refunds (\$)	Net Collections (\$)	Additional Levy (\$)	Collection Fee Amt (\$)	% Coll.	% Uncoll.			Assessor Refunds (\$)	Additional Levy (\$)
2010	0.00	0.00	0.00	0.00	0.00	1,337.60	0.00	38.38	0.00	0.00	0.00
		0.00	1,337.60	0.00	0.00	NA	NA			0.00	0.00
Sub.	0.00	0.00	0.00	0.00	0.00	11,194.60	0.00	564.51	0.00	0.00	0.00
		0.00	11,194.60	0.00	0.00	NA	NA			0.00	0.00
TAX DISTRICT: VIENNA LEVY TYPE: LATE LIST PENALTY											
2018	188.42	5.67	0.34	50.93	233.40	218.54	14.86	9.42	0.06	-0.02	0.00
		0.00	218.54	0.06	0.00	93.63 %	6.37 %			0.00	0.00
2017	165.76	14.46	0.28	62.56	228.27	220.15	8.12	11.88	0.55	-0.02	0.00
		0.00	220.15	14.69	0.00	96.44 %	3.56 %			0.00	0.00
2016	186.76	375.71	2.34	568.16	500.66	485.11	15.55	1.62	0.03	0.00	0.00
		0.00	485.11	123.79	0.00	96.89 %	3.11 %			0.03	0.00
2015	107.99	10.42	113.27	125.26	110.68	100.26	10.42	0.15	0.23	0.00	0.00
		0.00	100.26	1.12	0.00	90.59 %	9.41 %			0.00	0.00
2014	90.56	49.97	73.57	151.76	119.90	114.53	5.37	0.15	0.00	0.00	0.00
		40.00	154.53	1.12	0.00	95.52 %	4.48 %			0.00	0.00
2013	130.54	5.31	1.33	75.80	199.78	189.87	9.91	0.15	0.23	0.00	0.00
		0.00	189.87	0.08	0.00	95.04 %	4.96 %			0.00	0.00
2012	131.10	4.74	2.31	4.60	129.93	123.09	6.84	0.00	0.30	0.00	0.00
		0.00	123.09	1.28	0.00	94.74 %	5.26 %			0.00	0.00
2011	119.82	4.54	2.73	3.34	117.21	114.36	2.85	0.00	0.00	0.00	0.00
		0.00	114.36	1.32	0.00	97.57 %	2.43 %			0.00	0.00
2010	115.64	3.80	63.66	108.23	157.82	154.49	3.33	0.00	0.00	0.00	0.00

Fiscal Year Activity from July 1, 20XX to June 30, 2020								Activity from July 1, 2019 to June 30, 2020			
Tax Year	Orig. Billed Amt (\$)	Abs. Adj (\$)	Bill Releases (\$)	Disc. Levy (\$)	Net Levy (\$)	Amt Collect. (\$)	Unpaid Balance (\$)	Amt Collect. (\$)	Abs. Adj (\$)	Bill Releases (\$)	Disc. Levy (\$)
		Assessor Refunds (\$)	Net Collections (\$)	Additional Levy (\$)	Collection Fee Amt (\$)	% Coll.	% Uncoll.			Assessor Refunds (\$)	Additional Levy (\$)
		0.00	154.49	1.41	0.00	97.89 %	2.11 %			0.00	0.00
Sub.	1,236.59	474.62	259.83	1,150.64	1,797.65	1,720.40	77.25	23.37	1.40	-0.04	0.00
		40.00	1,760.40	144.87	0.00	95.70 %	4.30 %			0.03	0.00
TAX DISTRICT: VIENNA								LEVY TYPE: TAX			
2018	525,395.82	1,437.13	18.59	179.18	525,540.50	524,530.70	1,009.80	1,786.90	0.60	-0.08	0.00
		0.00	524,530.70	1,421.22	0.00	99.81 %	0.19 %			0.00	0.00
2017	488,874.64	1,553.95	12.74	168.47	493,876.65	493,225.08	651.57	805.19	5.61	-0.09	0.00
		43.50	493,268.58	6,400.23	0.00	99.87 %	0.13 %			0.00	0.00
2016	451,247.20	2,846.23	19.54	2,092.25	451,774.28	451,433.32	340.96	61.14	0.35	0.14	0.00
		0.00	451,433.32	1,300.60	0.00	99.92 %	0.08 %			0.36	0.00
2015	440,106.72	690.12	332.64	381.49	440,068.49	439,736.95	331.54	88.08	2.25	0.01	0.00
		6.08	439,743.03	603.04	0.00	99.92 %	0.08 %			0.00	0.00
2014	434,495.79	705.70	255.27	587.83	435,489.55	435,237.98	251.57	92.88	0.00	0.01	0.00
		7.20	435,245.18	1,366.90	0.00	99.94 %	0.06 %			0.00	0.00
2013	431,223.82	76.97	563.50	276.63	430,871.75	430,541.53	330.22	91.77	2.25	0.01	0.00
		0.00	430,541.53	11.77	0.00	99.92 %	0.08 %			0.00	0.00
2012	473,295.51	47.49	282.24	18.14	472,996.73	472,740.13	256.60	46.73	3.01	0.00	0.00
		0.00	472,740.13	12.81	0.00	99.95 %	0.05 %			0.00	0.00
2011	470,163.49	45.36	586.46	10.32	469,555.21	469,488.91	66.30	46.73	0.00	0.00	0.00
		0.00	469,488.91	13.22	0.00	99.99 %	0.01 %			0.00	0.00

Fiscal Year Activity from July 1, 20XX to June 30, 2020								Activity from July 1, 2019 to June 30, 2020			
Tax Year	Orig. Billed Amt (\$)	Abs. Adj (\$)	Bill Releases (\$)	Disc. Levy (\$)	Net Levy (\$)	Amt Collect. (\$)	Unpaid Balance (\$)	Amt Collect. (\$)	Abs. Adj (\$)	Bill Releases (\$)	Disc. Levy (\$)
		Assessor Refunds (\$)	Net Collections (\$)	Additional Levy (\$)	Collection Fee Amt (\$)	% Coll.	% Uncoll.			Assessor Refunds (\$)	Additional Levy (\$)
2010	465,528.53	37.97	246.46	395.63	465,653.79	465,616.03	37.76	46.73	0.00	0.00	0.00
		0.00	465,616.03	14.06	0.00	99.99 %	0.01 %			0.00	0.00
Sub.	4,180,331.52	7,440.92	2,317.44	4,109.94	4,185,826.95	4,182,550.63	3,276.32	3,066.15	14.07	0.00	0.00
		56.78	4,182,607.41	11,143.85	0.00	99.92 %	0.08 %			0.36	0.00
TAX DISTRICT: WALKERTOWN LEVY TYPE: Interest											
2018	0.00	0.00	0.00	0.00	0.00	2,041.98	0.00	469.60	0.00	0.00	0.00
		0.00	2,041.98	0.00	0.00	NA	NA			0.00	0.00
2017	0.00	0.00	0.00	0.00	0.00	2,245.83	0.00	187.09	0.00	0.00	0.00
		0.00	2,245.83	0.00	0.00	NA	NA			0.00	0.00
2016	0.00	0.00	0.00	0.00	0.00	2,379.84	0.00	174.44	0.00	0.00	0.00
		0.00	2,379.84	0.00	0.00	NA	NA			0.00	0.00
2015	0.00	0.00	0.00	0.00	0.00	2,275.44	0.00	73.55	0.00	0.00	0.00
		0.00	2,275.44	0.00	0.00	NA	NA			0.00	0.00
2014	0.00	0.00	0.00	0.00	0.00	2,610.84	0.00	79.94	0.00	0.00	0.00
		0.00	2,610.84	0.00	0.00	NA	NA			0.00	0.00
2013	0.00	0.00	0.00	0.00	0.00	3,679.01	0.00	123.60	0.00	0.00	0.00
		0.00	3,679.01	0.00	0.00	NA	NA			0.00	0.00
2012	0.00	0.00	0.00	0.00	0.00	2,976.62	0.00	199.29	0.00	0.00	0.00
		0.00	2,976.62	0.00	0.00	NA	NA			0.00	0.00
2011	0.00	0.00	0.00	0.00	0.00	3,165.75	0.00	18.32	0.00	0.00	0.00
		0.00	3,165.75	0.00	0.00	NA	NA			0.00	0.00
2010	0.00	0.00	0.00	0.00	0.00	4,146.77	0.00	43.48	0.00	0.00	0.00

Fiscal Year Activity from July 1, 20XX to June 30, 2020								Activity from July 1, 2019 to June 30, 2020			
Tax Year	Orig. Billed Amt (\$)	Abs. Adj (\$)	Bill Releases (\$)	Disc. Levy (\$)	Net Levy (\$)	Amt Collect. (\$)	Unpaid Balance (\$)	Amt Collect. (\$)	Abs. Adj (\$)	Bill Releases (\$)	Disc. Levy (\$)
		Assessor Refunds (\$)	Net Collections (\$)	Additional Levy (\$)	Collection Fee Amt (\$)	% Coll.	% Uncoll.			Assessor Refunds (\$)	Additional Levy (\$)
		0.00	4,146.77	0.00	0.00	NA	NA			0.00	0.00
Sub.	0.00	0.00	0.00	0.00	0.00	25,522.08	0.00	1,369.31	0.00	0.00	0.00
		0.00	25,522.08	0.00	0.00	NA	NA			0.00	0.00
TAX DISTRICT: WALKERTOWN								LEVY TYPE: LATE LIST PENALTY			
2018	233.18	25.94	0.69	208.69	418.18	344.47	73.71	17.97	0.00	0.00	0.00
		2.72	347.19	2.94	0.00	82.37 %	17.63 %			0.00	0.00
2017	403.21	54.06	0.66	108.52	469.48	429.14	40.34	4.33	0.00	0.00	0.00
		0.00	429.14	12.47	0.00	91.41 %	8.59 %			0.00	0.00
2016	205.54	32.56	0.51	217.95	397.06	366.98	30.08	1.61	0.00	0.00	0.00
		0.00	366.98	6.64	0.00	92.42 %	7.58 %			0.00	0.00
2015	374.75	260.74	0.29	247.40	362.69	329.78	32.91	0.91	0.00	0.00	0.00
		0.00	329.78	1.57	0.00	90.93 %	9.07 %			0.00	0.00
2014	4,207.98	30.66	0.29	41.60	4,222.70	4,207.01	15.69	0.00	0.00	0.00	0.00
		1.49	4,208.50	4.07	0.00	99.63 %	0.37 %			0.00	0.00
2013	376.50	12.72	142.34	178.09	402.69	375.90	26.79	0.22	0.00	0.00	0.00
		1.97	377.87	3.16	0.00	93.35 %	6.65 %			0.00	0.00
2012	231.69	10.48	58.49	181.26	346.56	306.52	40.04	0.25	0.00	0.00	0.00
		1.29	307.81	2.58	0.00	88.45 %	11.55 %			0.00	0.00
2011	5,029.45	6.69	4,765.22	120.16	377.70	363.64	14.06	2.17	0.00	0.00	0.00
		1.51	365.15	0.00	0.00	96.28 %	3.72 %			0.00	0.00

Fiscal Year Activity from July 1, 20XX to June 30, 2020								Activity from July 1, 2019 to June 30, 2020			
Tax Year	Orig. Billed Amt (\$)	Abs. Adj (\$)	Bill Releases (\$)	Disc. Levy (\$)	Net Levy (\$)	Amt Collect. (\$)	Unpaid Balance (\$)	Amt Collect. (\$)	Abs. Adj (\$)	Bill Releases (\$)	Disc. Levy (\$)
		Assessor Refunds (\$)	Net Collections (\$)	Additional Levy (\$)	Collection Fee Amt (\$)	% Coll.	% Uncoll.			Assessor Refunds (\$)	Additional Levy (\$)
2010	4,533.67	5.02	4,340.59	7,524.45	7,712.51	7,687.74	24.77	3.75	0.00	0.00	0.00
		0.00	7,687.74	0.00	0.00	99.68 %	0.32 %			0.00	0.00
Sub.	15,595.97	438.87	9,309.08	8,828.12	14,709.57	14,411.18	298.39	31.21	0.00	0.00	0.00
		8.98	14,420.16	33.43	0.00	97.97 %	2.03 %			0.00	0.00
TAX DISTRICT: WALKERTOWN LEVY TYPE: TAX											
2018	847,965.37	2,517.63	206.74	1,007.23	846,892.31	842,761.65	4,130.66	5,080.22	0.00	0.73	0.00
		1,345.59	844,107.24	644.08	0.00	99.51 %	0.49 %			0.00	0.00
2017	821,783.50	19,509.55	185.64	329.55	806,851.04	805,117.72	1,733.32	1,150.18	0.00	0.00	0.00
		1,968.00	807,085.72	4,433.18	0.00	99.79 %	0.21 %			0.00	0.00
2016	751,901.08	3,901.34	167.92	624.76	748,623.51	747,298.58	1,324.93	616.43	0.00	0.00	0.00
		264.60	747,563.18	166.93	0.00	99.82 %	0.18 %			0.00	0.00
2015	709,232.17	2,281.38	167.00	994.60	708,918.38	707,680.70	1,237.68	199.56	0.00	0.00	0.00
		281.00	707,961.70	1,139.99	0.00	99.83 %	0.17 %			0.00	0.00
2014	700,156.29	2,858.91	166.30	228.61	698,335.59	697,246.71	1,088.88	183.23	0.00	0.00	0.00
		279.35	697,526.06	975.90	0.00	99.84 %	0.16 %			0.00	0.00
2013	711,822.85	565.72	10,021.20	2,052.02	703,493.45	702,324.87	1,168.58	226.14	0.00	0.00	0.00
		284.33	702,609.20	205.50	0.00	99.83 %	0.17 %			0.00	0.00
2012	802,049.69	219.94	3,369.74	549.18	799,150.23	795,704.00	3,446.23	315.45	0.00	0.00	0.00
		12.96	795,716.96	141.04	0.00	99.57 %	0.43 %			0.00	0.00
2011	794,435.46	182.10	3,278.50	556.48	791,646.54	790,641.98	1,004.56	21.66	0.00	0.00	0.00
		15.16	790,657.14	115.20	0.00	99.87 %	0.13 %			0.00	0.00
2010	783,138.65	169.88	339.25	20,712.08	803,456.80	802,546.74	910.06	55.03	0.00	0.00	0.00

Fiscal Year Activity from July 1, 20XX to June 30, 2020								Activity from July 1, 2019 to June 30, 2020			
Tax Year	Orig. Billed Amt (\$)	Abs. Adj (\$)	Bill Releases (\$)	Disc. Levy (\$)	Net Levy (\$)	Amt Collect. (\$)	Unpaid Balance (\$)	Amt Collect. (\$)	Abs. Adj (\$)	Bill Releases (\$)	Disc. Levy (\$)
		Assessor Refunds (\$)	Net Collections (\$)	Additional Levy (\$)	Collection Fee Amt (\$)	% Coll.	% Uncoll.			Assessor Refunds (\$)	Additional Levy (\$)
		0.00	802,546.74	115.20	0.00	99.89 %	0.11 %			0.00	0.00
Sub.	6,922,485.06	32,206.45	17,902.29	27,054.51	6,907,367.85	6,891,322.95	16,044.90	7,847.90	0.00	0.73	0.00
		4,450.99	6,895,773.94	7,937.02	0.00	99.77 %	0.23 %			0.00	0.00
TAX DISTRICT: WALKERTOWN (NE) FIRE			LEVY TYPE: Interest								
2018	0.00	0.00	0.00	0.00	0.00	1,385.03	0.00	439.75	0.00	0.00	0.00
		0.00	1,385.03	0.00	0.00	NA	NA			0.00	0.00
2017	0.00	0.00	0.00	0.00	0.00	1,582.12	0.00	171.82	0.00	0.00	0.00
		0.00	1,582.12	0.00	0.00	NA	NA			0.00	0.00
2016	0.00	0.00	0.00	0.00	0.00	1,617.38	0.00	71.03	0.00	0.00	0.00
		0.00	1,617.38	0.00	0.00	NA	NA			0.00	0.00
2015	0.00	0.00	0.00	0.00	0.00	1,592.68	0.00	43.56	0.00	0.00	0.00
		0.00	1,592.68	0.00	0.00	NA	NA			0.00	0.00
2014	0.00	0.00	0.00	0.00	0.00	1,774.96	0.00	5.80	0.00	0.00	0.00
		0.00	1,774.96	0.00	0.00	NA	NA			0.00	0.00
2013	0.00	0.00	0.00	0.00	0.00	1,666.24	0.00	28.32	0.00	0.00	0.00
		0.00	1,666.24	0.00	0.00	NA	NA			0.00	0.00
2012	0.00	0.00	0.00	0.00	0.00	1,422.62	0.00	8.44	0.00	0.00	0.00
		0.00	1,422.62	0.00	0.00	NA	NA			0.00	0.00
2011	0.00	0.00	0.00	0.00	0.00	1,511.96	0.00	1.00	0.00	0.00	0.00
		0.00	1,511.96	0.00	0.00	NA	NA			0.00	0.00

Fiscal Year Activity from July 1, 20XX to June 30, 2020								Activity from July 1, 2019 to June 30, 2020			
Tax Year	Orig. Billed Amt (\$)	Abs. Adj (\$)	Bill Releases (\$)	Disc. Levy (\$)	Net Levy (\$)	Amt Collect. (\$)	Unpaid Balance (\$)	Amt Collect. (\$)	Abs. Adj (\$)	Bill Releases (\$)	Disc. Levy (\$)
		Assessor Refunds (\$)	Net Collections (\$)	Additional Levy (\$)	Collection Fee Amt (\$)	% Coll.	% Uncoll.			Assessor Refunds (\$)	Additional Levy (\$)
2010	0.00	0.00	0.00	0.00	0.00	1,516.85	0.00	3.98	0.00	0.00	0.00
		0.00	1,516.85	0.00	0.00	NA	NA			0.00	0.00
Sub.	0.00	0.00	0.00	0.00	0.00	14,069.84	0.00	773.70	0.00	0.00	0.00
		0.00	14,069.84	0.00	0.00	NA	NA			0.00	0.00
TAX DISTRICT: WALKERTOWN (NE) FIRE			LEVY TYPE: LATE LIST PENALTY								
2018	294.75	30.22	0.59	79.90	347.84	320.22	27.62	24.68	3.13	0.00	0.00
		3.72	323.94	4.00	0.00	92.06 %	7.94 %			0.26	0.93
2017	310.32	32.73	0.76	59.40	355.04	343.98	11.06	14.88	0.00	0.00	0.00
		0.00	343.98	18.81	0.00	96.88 %	3.12 %			0.00	0.00
2016	304.53	61.04	36.00	169.52	388.01	373.09	14.92	2.68	0.00	0.00	0.00
		2.63	375.72	11.00	0.00	96.15 %	3.85 %			0.00	0.00
2015	247.49	73.48	33.89	84.00	234.08	226.10	7.98	2.03	0.00	0.00	0.00
		1.06	227.16	9.96	0.00	96.59 %	3.41 %			0.00	0.00
2014	247.80	74.16	5.49	50.78	259.23	250.25	8.98	0.24	0.00	0.00	0.00
		1.16	251.41	40.30	0.00	96.54 %	3.46 %			0.00	0.00
2013	179.32	7.56	10.95	14.65	175.63	165.41	10.22	1.46	0.00	0.00	0.00
		0.00	165.41	0.17	0.00	94.18 %	5.82 %			0.00	0.00
2012	167.17	5.19	9.41	37.57	190.30	181.42	8.88	0.00	0.68	0.00	0.00
		0.00	181.42	0.16	0.00	95.33 %	4.67 %			0.00	0.00
2011	203.96	2.98	7.77	4.04	197.43	190.23	7.20	0.03	0.00	0.00	0.00
		0.00	190.23	0.18	0.00	96.35 %	3.65 %			0.00	0.00
2010	187.63	2.54	50.92	45.87	180.25	169.86	10.39	0.43	0.00	0.00	0.00

Fiscal Year Activity from July 1, 20XX to June 30, 2020								Activity from July 1, 2019 to June 30, 2020			
Tax Year	Orig. Billed Amt (\$)	Abs. Adj (\$)	Bill Releases (\$)	Disc. Levy (\$)	Net Levy (\$)	Amt Collect. (\$)	Unpaid Balance (\$)	Amt Collect. (\$)	Abs. Adj (\$)	Bill Releases (\$)	Disc. Levy (\$)
		Assessor Refunds (\$)	Net Collections (\$)	Additional Levy (\$)	Collection Fee Amt (\$)	% Coll.	% Uncoll.			Assessor Refunds (\$)	Additional Levy (\$)
		0.00	169.86	0.21	0.00	94.24 %	5.76 %			0.00	0.00
Sub.	2,142.97	289.90	155.78	545.73	2,327.81	2,220.56	107.25	46.43	3.81	0.00	0.00
		8.57	2,229.13	84.79	0.00	95.39 %	4.61 %			0.26	0.93
TAX DISTRICT: WALKERTOWN (NE) FIRE			LEVY TYPE: TAX								
2018	345,831.66	323.23	282.89	308.92	346,348.84	343,394.02	2,954.82	4,564.25	31.32	0.45	0.00
		13.03	343,407.05	814.38	0.00	99.15 %	0.85 %			2.59	9.30
2017	330,755.63	1,605.55	22.52	194.91	330,391.95	328,755.34	1,636.61	1,248.75	0.00	0.19	0.00
		3.12	328,758.46	1,069.48	0.00	99.50 %	0.50 %			0.00	0.00
2016	309,553.89	1,306.20	350.37	615.61	309,892.93	308,778.42	1,114.51	268.80	0.00	0.04	0.00
		61.58	308,840.00	1,380.00	0.00	99.64 %	0.36 %			0.00	0.00
2015	287,913.59	1,498.20	110.92	273.86	287,980.71	287,126.60	854.11	161.87	0.00	0.00	0.00
		69.04	287,195.64	1,402.38	0.00	99.70 %	0.30 %			0.00	0.00
2014	283,351.67	1,661.19	41.64	164.01	283,256.94	282,659.11	597.83	23.89	0.00	0.00	0.00
		11.57	282,670.68	1,444.09	0.00	99.79 %	0.21 %			0.00	0.00
2013	256,661.83	94.61	518.25	333.64	256,403.25	255,853.41	549.84	34.89	0.00	0.00	0.00
		0.00	255,853.41	20.64	0.00	99.79 %	0.21 %			0.00	0.00
2012	255,751.14	61.22	126.02	154.98	255,732.02	255,242.31	489.71	5.25	2.69	0.00	0.00
		0.00	255,242.31	13.14	0.00	99.81 %	0.19 %			0.00	0.00
2011	254,722.66	41.36	1,202.83	564.05	254,055.87	253,709.43	346.44	0.00	0.00	0.00	0.00
		0.00	253,709.43	13.35	0.00	99.86 %	0.14 %			0.00	0.00

Fiscal Year Activity from July 1, 20XX to June 30, 2020								Activity from July 1, 2019 to June 30, 2020			
Tax Year	Orig. Billed Amt (\$)	Abs. Adj (\$)	Bill Releases (\$)	Disc. Levy (\$)	Net Levy (\$)	Amt Collect. (\$)	Unpaid Balance (\$)	Amt Collect. (\$)	Abs. Adj (\$)	Bill Releases (\$)	Disc. Levy (\$)
		Assessor Refunds (\$)	Net Collections (\$)	Additional Levy (\$)	Collection Fee Amt (\$)	% Coll.	% Uncoll.			Assessor Refunds (\$)	Additional Levy (\$)
2010	254,608.23	36.98	426.60	108.91	254,267.14	253,931.24	335.90	4.36	0.00	0.00	0.00
		0.00	253,931.24	13.58	0.00	99.87 %	0.13 %			0.00	0.00
Sub.	2,579,150.30	6,628.54	3,082.04	2,718.89	2,578,329.65	2,569,449.88	8,879.77	6,312.06	34.01	0.68	0.00
		158.34	2,569,608.22	6,171.04	0.00	99.66 %	0.34 %			2.59	9.30
TAX DISTRICT: WEST BEND LEVY TYPE: Interest											
2018	0.00	0.00	0.00	0.00	0.00	281.72	0.00	43.99	0.00	0.00	0.00
		0.00	281.72	0.00	0.00	NA	NA			0.00	0.00
2017	0.00	0.00	0.00	0.00	0.00	215.75	0.00	0.00	0.00	0.00	0.00
		0.00	215.75	0.00	0.00	NA	NA			0.00	0.00
2016	0.00	0.00	0.00	0.00	0.00	116.36	0.00	0.00	0.00	0.00	0.00
		0.00	116.36	0.00	0.00	NA	NA			0.00	0.00
2015	0.00	0.00	0.00	0.00	0.00	139.25	0.00	0.00	0.00	0.00	0.00
		0.00	139.25	0.00	0.00	NA	NA			0.00	0.00
2014	0.00	0.00	0.00	0.00	0.00	117.64	0.00	0.00	0.00	0.00	0.00
		0.00	117.64	0.00	0.00	NA	NA			0.00	0.00
2013	0.00	0.00	0.00	0.00	0.00	111.83	0.00	0.00	0.00	0.00	0.00
		0.00	111.83	0.00	0.00	NA	NA			0.00	0.00
2012	0.00	0.00	0.00	0.00	0.00	77.54	0.00	0.00	0.00	0.00	0.00
		0.00	77.54	0.00	0.00	NA	NA			0.00	0.00
2011	0.00	0.00	0.00	0.00	0.00	98.07	0.00	0.00	0.00	0.00	0.00
		0.00	98.07	0.00	0.00	NA	NA			0.00	0.00
2010	0.00	0.00	0.00	0.00	0.00	92.14	0.00	0.00	0.00	0.00	0.00

Fiscal Year Activity from July 1, 20XX to June 30, 2020								Activity from July 1, 2019 to June 30, 2020			
Tax Year	Orig. Billed Amt (\$)	Abs. Adj (\$)	Bill Releases (\$)	Disc. Levy (\$)	Net Levy (\$)	Amt Collect. (\$)	Unpaid Balance (\$)	Amt Collect. (\$)	Abs. Adj (\$)	Bill Releases (\$)	Disc. Levy (\$)
		Assessor Refunds (\$)	Net Collections (\$)	Additional Levy (\$)	Collection Fee Amt (\$)	% Coll.	% Uncoll.			Assessor Refunds (\$)	Additional Levy (\$)
		0.00	92.14	0.00	0.00	NA	NA			0.00	0.00
Sub.	0.00	0.00	0.00	0.00	0.00	1,250.30	0.00	43.99	0.00	0.00	0.00
		0.00	1,250.30	0.00	0.00	NA	NA			0.00	0.00
TAX DISTRICT: WEST BEND LEVY TYPE: LATE LIST PENALTY											
2018	60.95	0.83	0.05	6.87	67.30	67.30	0.00	0.93	0.00	0.00	0.00
		0.00	67.30	0.36	0.00	100 %	0 %			0.00	0.00
2017	35.38	1.29	0.07	2.91	37.29	37.29	0.00	0.00	0.00	0.00	0.00
		0.00	37.29	0.36	0.00	100 %	0 %			0.00	0.00
2016	4.65	0.38	0.04	0.00	4.61	4.61	0.00	0.00	0.00	0.00	0.00
		0.00	4.61	0.38	0.00	100 %	0 %			0.00	0.00
2015	51.97	16.67	0.01	55.29	90.58	90.58	0.00	0.00	0.00	0.00	0.00
		0.00	90.58	0.00	0.00	100 %	0 %			0.00	0.00
2014	5.03	0.00	0.01	0.00	5.02	5.02	0.00	0.00	0.00	0.00	0.00
		0.00	5.02	0.00	0.00	100 %	0 %			0.00	0.00
2013	8.40	0.00	0.00	0.38	8.78	8.78	0.00	0.00	0.00	0.00	0.00
		0.00	8.78	0.00	0.00	100 %	0 %			0.00	0.00
2012	4.06	0.00	0.00	2.79	6.85	6.63	0.22	0.00	0.00	0.00	0.00
		0.00	6.63	0.00	0.00	96.79 %	3.21 %			0.00	0.00
2011	4.09	0.00	0.22	0.00	3.87	3.87	0.00	0.00	0.00	0.00	0.00
		0.00	3.87	0.00	0.00	100 %	0 %			0.00	0.00

Fiscal Year Activity from July 1, 20XX to June 30, 2020								Activity from July 1, 2019 to June 30, 2020			
Tax Year	Orig. Billed Amt (\$)	Abs. Adj (\$)	Bill Releases (\$)	Disc. Levy (\$)	Net Levy (\$)	Amt Collect. (\$)	Unpaid Balance (\$)	Amt Collect. (\$)	Abs. Adj (\$)	Bill Releases (\$)	Disc. Levy (\$)
		Assessor Refunds (\$)	Net Collections (\$)	Additional Levy (\$)	Collection Fee Amt (\$)	% Coll.	% Uncoll.			Assessor Refunds (\$)	Additional Levy (\$)
2010	17.11	0.00	0.18	0.00	16.93	16.93	0.00	0.00	0.00	0.00	0.00
		0.00	16.93	0.00	0.00	100 %	0 %			0.00	0.00
Sub.	191.64	19.17	0.58	68.24	241.23	241.01	0.22	0.93	0.00	0.00	0.00
		0.00	241.01	1.10	0.00	99.91 %	0.09 %			0.00	0.00
TAX DISTRICT: WEST BEND								LEVY TYPE: TAX			
2018	49,040.80	487.34	1.51	34.00	49,219.40	49,214.46	4.94	1,595.10	0.00	0.02	0.00
		0.00	49,214.46	633.45	0.00	99.99 %	0.01 %			0.00	0.00
2017	45,968.63	51.39	1.58	7.31	45,926.58	45,920.88	5.70	0.00	0.00	0.00	0.00
		0.00	45,920.88	3.61	0.00	99.99 %	0.01 %			0.00	0.00
2016	45,561.52	122.28	1.12	0.00	45,441.92	45,441.92	0.00	0.00	0.00	0.00	0.00
		0.00	45,441.92	3.80	0.00	100 %	0 %			0.00	0.00
2015	45,267.77	163.38	0.66	216.34	45,323.87	45,323.87	0.00	0.00	0.00	0.00	0.00
		0.00	45,323.87	3.80	0.00	100 %	0 %			0.00	0.00
2014	43,011.33	0.00	0.86	0.00	43,010.47	43,010.47	0.00	0.00	0.00	0.00	0.00
		0.00	43,010.47	0.00	0.00	100 %	0 %			0.00	0.00
2013	40,400.28	0.00	350.38	1.65	40,051.55	40,051.55	0.00	0.00	0.00	0.00	0.00
		0.00	40,051.55	0.00	0.00	100 %	0 %			0.00	0.00
2012	34,925.05	0.00	0.00	11.33	34,936.38	34,934.21	2.17	0.00	0.00	0.00	0.00
		0.00	34,934.21	0.00	0.00	99.99 %	0.01 %			0.00	0.00
2011	34,514.09	0.00	9.67	0.00	34,504.42	34,504.42	0.00	0.00	0.00	0.00	0.00
		0.00	34,504.42	0.00	0.00	100 %	0 %			0.00	0.00
2010	28,556.73	0.00	10.36	0.00	28,546.37	28,546.37	0.00	0.00	0.00	0.00	0.00

Fiscal Year Activity from July 1, 20XX to June 30, 2020								Activity from July 1, 2019 to June 30, 2020			
Tax Year	Orig. Billed Amt (\$)	Abs. Adj (\$)	Bill Releases (\$)	Disc. Levy (\$)	Net Levy (\$)	Amt Collect. (\$)	Unpaid Balance (\$)	Amt Collect. (\$)	Abs. Adj (\$)	Bill Releases (\$)	Disc. Levy (\$)
		Assessor Refunds (\$)	Net Collections (\$)	Additional Levy (\$)	Collection Fee Amt (\$)	% Coll.	% Uncoll.			Assessor Refunds (\$)	Additional Levy (\$)
		0.00	28,546.37	0.00	0.00	100 %	0 %			0.00	0.00
Sub.	367,246.20	824.39	376.14	270.63	366,960.96	366,948.15	12.81	1,595.10	0.00	0.02	0.00
		0.00	366,948.15	644.66	0.00	100.00 %	0.00 %			0.00	0.00
TAX DISTRICT: WINSTON-SALEM		LEVY TYPE: Interest									
2018	0.00	0.00	0.00	0.00	0.00	228,365.40	0.00	47,963.12	0.00	0.00	0.00
		0.00	228,365.40	0.00	0.00	NA	NA			0.00	0.00
2017	0.00	0.00	0.00	0.00	0.00	272,852.87	0.00	19,028.16	0.00	0.00	0.00
		0.00	272,852.87	0.00	0.00	NA	NA			0.00	0.00
2016	0.00	0.00	0.00	0.00	0.00	276,953.62	0.00	13,602.92	0.00	0.00	0.00
		0.00	276,953.62	0.00	0.00	NA	NA			0.00	0.00
2015	0.00	0.00	0.00	0.00	0.00	284,855.21	0.00	9,247.33	0.00	0.00	0.00
		0.00	284,855.21	0.00	0.00	NA	NA			0.00	0.00
2014	0.00	0.00	0.00	0.00	0.00	301,865.64	0.00	8,740.40	0.00	0.00	0.00
		0.00	301,865.64	0.00	0.00	NA	NA			0.00	0.00
2013	0.00	0.00	0.00	0.00	0.00	314,969.23	0.00	7,669.51	0.00	0.00	0.00
		0.00	314,969.23	0.00	0.00	NA	NA			0.00	0.00
2012	0.00	0.00	0.00	0.00	0.00	314,717.38	0.00	6,544.54	0.00	0.00	0.00
		0.00	314,717.38	0.00	0.00	NA	NA			0.00	0.00
2011	0.00	0.00	0.00	0.00	0.00	333,443.70	0.00	4,709.21	0.00	0.00	0.00
		0.00	333,443.70	0.00	0.00	NA	NA			0.00	0.00

Fiscal Year Activity from July 1, 20XX to June 30, 2020								Activity from July 1, 2019 to June 30, 2020			
Tax Year	Orig. Billed Amt (\$)	Abs. Adj (\$)	Bill Releases (\$)	Disc. Levy (\$)	Net Levy (\$)	Amt Collect. (\$)	Unpaid Balance (\$)	Amt Collect. (\$)	Abs. Adj (\$)	Bill Releases (\$)	Disc. Levy (\$)
		Assessor Refunds (\$)	Net Collections (\$)	Additional Levy (\$)	Collection Fee Amt (\$)	% Coll.	% Uncoll.			Assessor Refunds (\$)	Additional Levy (\$)
2010	0.00	0.00	0.00	0.00	0.00	405,246.48	0.00	4,316.95	0.00	0.00	0.00
		0.00	405,246.48	0.00	0.00	NA	NA			0.00	0.00
Sub.	0.00	0.00	0.00	0.00	0.00	2,733,269.53	0.00	121,822.14	0.00	0.00	0.00
		0.00	2,733,269.53	0.00	0.00	NA	NA			0.00	0.00
TAX DISTRICT: WINSTON-SALEM LEVY TYPE: LATE LIST PENALTY											
2018	112,937.75	30,117.72	16.87	105,464.72	189,006.73	184,503.66	4,503.07	3,978.68	1,303.81	-0.05	0.00
		442.64	184,946.30	738.85	0.00	97.62 %	2.38 %			94.10	12.43
2017	73,539.40	30,029.33	16.69	32,889.94	79,809.68	76,286.87	3,522.81	835.70	276.11	-0.05	0.00
		956.50	77,243.37	3,426.36	0.00	95.59 %	4.41 %			129.64	13.00
2016	66,961.41	58,465.98	594.11	91,076.35	101,905.87	99,081.29	2,824.58	261.56	185.68	-0.06	0.00
		783.13	99,864.42	2,928.20	0.00	97.23 %	2.77 %			1.29	73.00
2015	61,523.19	18,397.14	31.44	170,604.06	214,607.73	212,421.66	2,186.07	159.32	26.45	-0.06	0.00
		1,353.72	213,775.38	909.06	0.00	98.98 %	1.02 %			0.00	0.20
2014	59,769.90	8,413.94	89.55	7,455.87	60,036.14	57,756.55	2,279.59	178.96	9.72	-0.06	0.00
		114.58	57,871.13	1,313.86	0.00	96.20 %	3.80 %			0.00	0.22
2013	152,052.08	1,916.25	6,604.43	43,769.04	187,396.97	183,628.69	3,768.28	256.74	15.40	0.00	0.00
		59.39	183,688.08	96.53	0.00	97.99 %	2.01 %			0.00	0.24
2012	82,017.66	933.95	36,373.41	64,602.90	109,394.43	106,928.00	2,466.43	94.63	9.88	0.00	0.00
		33.08	106,961.08	81.23	0.00	97.75 %	2.25 %			0.00	0.00
2011	43,079.20	841.61	4,671.71	13,317.74	50,953.48	48,553.19	2,400.29	108.51	9.85	0.00	0.00
		23.65	48,576.84	69.86	0.00	95.29 %	4.71 %			0.00	0.00
2010	61,661.31	633.24	27,274.95	85,982.71	119,772.95	116,056.66	3,716.29	91.09	10.22	0.00	0.00

Fiscal Year Activity from July 1, 20XX to June 30, 2020								Activity from July 1, 2019 to June 30, 2020			
Tax Year	Orig. Billed Amt (\$)	Abs. Adj (\$)	Bill Releases (\$)	Disc. Levy (\$)	Net Levy (\$)	Amt Collect. (\$)	Unpaid Balance (\$)	Amt Collect. (\$)	Abs. Adj (\$)	Bill Releases (\$)	Disc. Levy (\$)
		Assessor Refunds (\$)	Net Collections (\$)	Additional Levy (\$)	Collection Fee Amt (\$)	% Coll.	% Uncoll.			Assessor Refunds (\$)	Additional Levy (\$)
		18.96	116,075.62	37.12	0.00	96.90 %	3.10 %			0.00	0.00
Sub.	713,541.90	149,749.16	75,673.16	615,163.33	1,112,883.98	1,085,216.57	27,667.41	5,965.19	1,847.12	-0.28	0.00
		3,785.65	1,089,002.22	9,601.07	0.00	97.51 %	2.49 %			225.03	99.09
TAX DISTRICT: WINSTON-SALEM LEVY TYPE: TAX											
2018	123,282,216.85	1,431,770.55	3,306.98	355,649.19	122,777,166.37	122,408,284.09	368,882.28	456,690.10	242,245.38	353.55	0.00
		177,818.03	122,586,102.12	574,377.86	0.00	99.70 %	0.30 %			112,152.58	124,529.52
2017	121,275,009.41	2,924,504.64	5,651.63	106,814.13	120,207,121.92	119,991,432.96	215,688.96	12,518.26	219,829.95	289.38	0.00
		499,741.63	120,491,174.59	1,755,454.65	0.00	99.82 %	0.18 %			94,198.80	124,518.81
2016	111,599,628.32	1,405,434.21	16,794.98	323,440.58	111,182,905.31	110,972,787.98	210,117.33	14,303.86	125,444.27	364.91	0.00
		271,564.02	111,244,352.00	682,065.60	0.00	99.81 %	0.19 %			32,647.20	91,624.14
2015	106,762,169.53	1,498,230.50	15,360.94	651,905.92	106,275,134.89	106,139,267.86	135,867.03	23,308.03	332.56	353.09	0.00
		287,258.76	106,426,526.62	374,650.88	0.00	99.87 %	0.13 %			67.98	2.03
2014	100,992,183.17	2,421,678.97	25,176.89	27,061.83	99,202,373.42	99,079,612.35	122,761.07	18,851.38	217.88	336.84	0.00
		300,761.11	99,380,373.46	629,984.28	0.00	99.88 %	0.12 %			70.77	2.19
2013	98,466,753.61	327,402.25	981,127.88	166,877.80	97,326,192.38	97,216,315.27	109,877.11	14,307.34	176.82	331.22	0.00
		292,194.72	97,508,509.99	1,091.10	0.00	99.89 %	0.11 %			0.00	2.39
2012	100,097,542.95	48,742.44	735,063.61	189,829.40	99,504,380.90	99,389,655.69	114,725.21	10,174.50	98.89	478.49	0.00
		39,876.29	99,429,531.98	814.60	0.00	99.88 %	0.12 %			0.00	0.00
2011	95,165,154.96	34,601.81	585,202.59	42,192.46	94,588,247.22	94,492,470.79	95,776.43	5,787.14	98.52	404.39	0.00
		29,195.14	94,521,665.93	704.20	0.00	99.90 %	0.10 %			0.00	0.00

Fiscal Year Activity from July 1, 20XX to June 30, 2020								Activity from July 1, 2019 to June 30, 2020			
Tax Year	Orig. Billed Amt (\$)	Abs. Adj (\$)	Bill Releases (\$)	Disc. Levy (\$)	Net Levy (\$)	Amt Collect. (\$)	Unpaid Balance (\$)	Amt Collect. (\$)	Abs. Adj (\$)	Bill Releases (\$)	Disc. Levy (\$)
		Assessor Refunds (\$)	Net Collections (\$)	Additional Levy (\$)	Collection Fee Amt (\$)	% Coll.	% Uncoll.			Assessor Refunds (\$)	Additional Levy (\$)
2010	95,405,392.23	32,565.82	320,451.92	287,863.21	95,340,624.69	95,246,416.38	94,208.31	5,038.44	102.13	199.99	0.00
		27,387.86	95,273,804.24	386.99	0.00	99.90 %	0.10 %			0.00	0.00
Sub.	953,046,051.03	10,124,931.19	2,688,137.42	2,151,634.52	946,404,147.10	944,936,243.37	1,467,903.73	560,979.05	588,546.40	3,111.86	0.00
		1,925,797.56	946,862,040.93	4,019,530.16	0.00	99.84 %	0.16 %			239,137.33	340,679.08
TAX DISTRICT: WINSTON-SALEM LEVY TYPE: VEHICLE FEE											
2018	96,015.00	22,155.00	0.00	22,155.00	96,255.00	78,486.06	17,768.94	7,736.62	1,680.00	0.00	0.00
		1,440.64	79,926.70	240.00	0.00	81.54 %	18.46 %			1,380.64	45.00
2017	69,045.00	7,020.00	0.00	7,875.00	70,875.00	63,879.71	6,995.29	1,418.41	210.00	0.00	0.00
		92.81	63,972.52	975.00	0.00	90.13 %	9.87 %			0.00	45.00
2016	71,370.00	33,645.00	15.00	35,715.00	74,280.00	68,481.06	5,798.94	768.83	105.00	0.00	0.00
		376.21	68,857.27	855.00	0.00	92.19 %	7.81 %			15.30	75.00
2015	82,905.00	7,665.00	45.00	11,670.00	87,390.00	82,915.97	4,474.03	369.82	75.00	0.00	0.00
		290.77	83,206.74	525.00	0.00	94.88 %	5.12 %			0.00	15.00
2014	75,090.00	5,265.00	330.00	11,235.00	81,405.00	76,452.61	4,952.39	287.84	15.00	0.00	0.00
		210.24	76,662.85	675.00	0.00	93.92 %	6.08 %			0.00	15.00
2013	72,840.00	2,280.00	3,378.40	11,490.00	78,911.60	72,842.77	6,068.83	485.69	45.00	0.00	0.00
		112.18	72,954.95	240.00	0.00	92.31 %	7.69 %			0.00	15.00
2012	70,380.00	1,065.00	1,458.69	7,635.00	75,566.31	71,647.59	3,918.72	222.72	0.00	0.00	0.00
		19.80	71,667.39	75.00	0.00	94.81 %	5.19 %			0.00	0.00
2011	68,070.00	780.00	934.25	5,505.00	71,890.75	68,643.54	3,247.21	434.24	0.00	0.00	0.00
		49.70	68,693.24	30.00	0.00	95.48 %	4.52 %			0.00	0.00
2010	63,330.00	555.00	765.07	2,930.00	64,994.93	62,520.13	2,474.80	234.90	0.00	0.00	0.00

Fiscal Year Activity from July 1, 20XX to June 30, 2020								Activity from July 1, 2019 to June 30, 2020			
Tax Year	Orig. Billed Amt (\$)	Abs. Adj (\$)	Bill Releases (\$)	Disc. Levy (\$)	Net Levy (\$)	Amt Collect. (\$)	Unpaid Balance (\$)	Amt Collect. (\$)	Abs. Adj (\$)	Bill Releases (\$)	Disc. Levy (\$)
		Assessor Refunds (\$)	Net Collections (\$)	Additional Levy (\$)	Collection Fee Amt (\$)	% Coll.	% Uncoll.			Assessor Refunds (\$)	Additional Levy (\$)
		0.00	62,520.13	55.00	0.00	96.19 %	3.81 %			0.00	0.00
Sub.	669,045.00	80,430.00	6,926.41	116,210.00	701,568.59	645,869.44	55,699.15	11,959.07	2,130.00	0.00	0.00
		2,592.35	648,461.79	3,670.00	0.00	92.06 %	7.94 %			1,395.94	210.00
Total	1,207,499,969.79	11,907,883.46	3,362,518.97	3,489,752.11	1,200,610,125.87	1,202,144,058.82	1,923,870.92	913,499.02	672,011.93	3,131.54	0.00
		2,153,784.40	1,204,297,843.22	4,890,806.40	0.00	99.84 %	0.16 %			263,215.63	392,828.19

Signature (Tax Collector) _____

Report Parameters:

Date Sent to Finance Start: **Min - July 1, 2019**

Date Sent to Finance End: **Max - June 30, 2020**

Abstract Type: **RMV**

Tax District: **FORSYTH**

Levy Type: **Interest, LATE LIST PENALTY, TAX**

Tax Year: **2018, 2017, 2016**

Year For: **2019, 2018, 2017, 2016, 2015, 2014, 2013, 2012, 2011, 2010, 2009, 2008, 2007, 2006, 2005, 2004, 2003, 2002, 2001, 1999**

Collapse Districts: **N**

Default Sort-By: **Tax Year**

Grouping: **Tax District, Levy Type**

Fiscal Year Activity from July 1, 20XX to June 30, 2020								Activity from July 1, 2019 to June 30, 2020			
Tax Year	Orig. Billed Amt (\$)	Abs. Adj (\$)	Bill Releases (\$)	Disc. Levy (\$)	Net Levy (\$)	Amt Collect. (\$)	Unpaid Balance (\$)	Amt Collect. (\$)	Abs. Adj (\$)	Bill Releases (\$)	Disc. Levy (\$)
		Assessor Refunds (\$)	Net Collections (\$)	Additional Levy (\$)	Collection Fee Amt (\$)	% Coll.	% Uncoll.			Assessor Refunds (\$)	Additional Levy (\$)
TAX DISTRICT: FORSYTH LEVY TYPE: Interest											
2018	0.00	0.00	0.00	0.00	0.00	26.55	0.00	0.00	0.00	0.00	0.00
		0.00	26.55	0.00	0.00	NA	NA			0.00	0.00
2017	0.00	0.00	0.00	0.00	0.00	163.81	0.00	0.00	0.00	0.00	0.00
		0.00	163.81	0.00	0.00	NA	NA			0.00	0.00
2016	0.00	0.00	0.00	0.00	0.00	985.62	0.00	0.00	0.00	0.00	0.00
		0.00	985.62	0.00	0.00	NA	NA			0.00	0.00
Sub.	0.00	0.00	0.00	0.00	0.00	1,175.98	0.00	0.00	0.00	0.00	0.00
		0.00	1,175.98	0.00	0.00	NA	NA			0.00	0.00

Fiscal Year Activity from July 1, 20XX to June 30, 2020								Activity from July 1, 2019 to June 30, 2020			
Tax Year	Orig. Billed Amt (\$)	Abs. Adj (\$)	Bill Releases (\$)	Disc. Levy (\$)	Net Levy (\$)	Amt Collect. (\$)	Unpaid Balance (\$)	Amt Collect. (\$)	Abs. Adj (\$)	Bill Releases (\$)	Disc. Levy (\$)
		Assessor Refunds (\$)	Net Collections (\$)	Additional Levy (\$)	Collection Fee Amt (\$)	% Coll.	% Uncoll.			Assessor Refunds (\$)	Additional Levy (\$)
TAX DISTRICT: FORSYTH LEVY TYPE: LATE LIST PENALTY											
2017	58.60	46.54	0.00	0.00	12.06	12.06	0.00	0.00	0.00	0.00	0.00
		0.00	12.06	0.00	0.00	100 %	0 %			0.00	0.00
2016	197.03	135.67	0.00	0.00	61.36	61.36	0.00	0.00	0.00	0.00	0.00
		0.00	61.36	0.00	0.00	100 %	0 %			0.00	0.00
Sub.	255.63	182.21	0.00	0.00	73.42	73.42	0.00	0.00	0.00	0.00	0.00
		0.00	73.42	0.00	0.00	100 %	0 %			0.00	0.00
TAX DISTRICT: FORSYTH LEVY TYPE: TAX											
2018	1,383.53	0.00	0.00	0.00	1,383.53	1,383.53	0.00	0.00	0.00	0.00	0.00
		0.00	1,383.53	0.00	0.00	100 %	0 %			0.00	0.00
2017	2,659.71	177.70	0.00	0.00	2,587.27	2,473.09	114.18	0.00	0.00	0.00	0.00
		0.00	2,473.09	105.26	0.00	95.59 %	4.41 %			0.00	0.00
2016	8,068.66	615.04	60.54	0.00	7,749.52	7,361.95	387.57	0.00	0.00	0.00	0.00
		0.00	7,361.95	356.44	0.00	95.00 %	5.00 %			0.00	0.00
Sub.	12,111.90	792.74	60.54	0.00	11,720.32	11,218.57	501.75	0.00	0.00	0.00	0.00
		0.00	11,218.57	461.70	0.00	95.72 %	4.28 %			0.00	0.00
Total	12,367.53	974.95	60.54	0.00	11,793.74	12,467.97	501.75	0.00	0.00	0.00	0.00
		0.00	12,467.97	461.70	0.00	95.75 %	4.25 %			0.00	0.00

Signature (Tax Collector) _____

Report Parameters:

Date Sent to Finance Start: **Min - July 1, 2019**

Date Sent to Finance End: **Max - June 30, 2020**

Abstract Type: **RMV**

Tax District: **BEESONS CROSS ROADS, BEESONS SERV DIST, BELEWS CREEK, BETHANIA, CITY VIEW, CLEMMONS, CLEMMONS FIRE DIST, COUNTYWIDE FIRE, DOWNTOWN WS BUS DIST, FOREST HILL, GRIFFITH, GUMTREE, HIGH POINT, HORNEYTOWN, KERNERSVILLE, KING, KING FIRE DIST, LEWISVILLE, LEWISVILLE FIRE DIST, MIN SPRING SERV DIST, MINERAL SPRINGS, MOUNT TABOR, MUNICIPAL SERV DIST, OLD RICHMOND, PINEY GROVE, RURAL HALL, SALEM CHAPEL, SOUTH FORK, SUBURBAN RURAL HALL, TALLEYS CROSSING, TOBACCOVILLE, TRIANGLE, UNION CROSS, VIENNA, WALKERTOWN, WALKERTOWN (NE) FIRE, WEST BEND, WINSTON-SALEM**

Levy Type: **CL STORM WATER, Interest, KE RECYCLE FEE, KE STORM WATER, KE STRMWTR2, LATE LIST PENALTY, TAX, VEHICLE FEE**

Tax Year: **2018, 2017, 2016**

Year For: **2019, 2018, 2017, 2016, 2015, 2014, 2013, 2012, 2011, 2010, 2009, 2008, 2007, 2006, 2005, 2004, 2003, 2002, 2001, 1999**

Collapse Districts: **N**

Default Sort-By: **Tax Year**

Grouping: **Tax District, Levy Type**

Fiscal Year Activity from July 1, 20XX to June 30, 2020								Activity from July 1, 2019 to June 30, 2020			
Tax Year	Orig. Billed Amt (\$)	Abs. Adj (\$)	Bill Releases (\$)	Disc. Levy (\$)	Net Levy (\$)	Amt Collect. (\$)	Unpaid Balance (\$)	Amt Collect. (\$)	Abs. Adj (\$)	Bill Releases (\$)	Disc. Levy (\$)
		Assessor Refunds (\$)	Net Collections (\$)	Additional Levy (\$)	Collection Fee Amt (\$)	% Coll.	% Uncoll.			Assessor Refunds (\$)	Additional Levy (\$)
TAX DISTRICT: BEESONS CROSS ROADS LEVY TYPE: Interest											
2016	0.00	0.00	0.00	0.00	0.00	3.21	0.00	0.00	0.00	0.00	0.00
		0.00	3.21	0.00	0.00	NA	NA			0.00	0.00
Sub.	0.00	0.00	0.00	0.00	0.00	3.21	0.00	0.00	0.00	0.00	0.00
		0.00	3.21	0.00	0.00	NA	NA			0.00	0.00
TAX DISTRICT: BEESONS CROSS ROADS LEVY TYPE: TAX											
2016	13.51	0.00	0.00	0.00	13.51	13.51	0.00	0.00	0.00	0.00	0.00
		0.00	13.51	0.00	0.00	100 %	0 %			0.00	0.00
Sub.	13.51	0.00	0.00	0.00	13.51	13.51	0.00	0.00	0.00	0.00	0.00
		0.00	13.51	0.00	0.00	100 %	0 %			0.00	0.00

Fiscal Year Activity from July 1, 20XX to June 30, 2020								Activity from July 1, 2019 to June 30, 2020				
Tax Year	Orig. Billed Amt (\$)	Abs. Adj (\$)	Bill Releases (\$)	Disc. Levy (\$)	Net Levy (\$)	Amt Collect. (\$)	Unpaid Balance (\$)	Amt Collect. (\$)	Abs. Adj (\$)	Bill Releases (\$)	Disc. Levy (\$)	
		Assessor Refunds (\$)	Net Collections (\$)	Additional Levy (\$)	Collection Fee Amt (\$)	% Coll.	% Uncoll.			Assessor Refunds (\$)	Additional Levy (\$)	
TAX DISTRICT: BELEWS CREEK LEVY TYPE: TAX												
2018	22.17	0.00	0.00	0.00	22.17	22.17	0.00	0.00	0.00	0.00	0.00	
		0.00	22.17	0.00	0.00	100 %	0 %			0.00	0.00	
Sub.	22.17	0.00	0.00	0.00	22.17	22.17	0.00	0.00	0.00	0.00	0.00	
		0.00	22.17	0.00	0.00	100 %	0 %			0.00	0.00	
TAX DISTRICT: CLEMMONS LEVY TYPE: Interest												
2016	0.00	0.00	0.00	0.00	0.00	5.17	0.00	0.00	0.00	0.00	0.00	
		0.00	5.17	0.00	0.00	NA	NA			0.00	0.00	
Sub.	0.00	0.00	0.00	0.00	0.00	5.17	0.00	0.00	0.00	0.00	0.00	
		0.00	5.17	0.00	0.00	NA	NA			0.00	0.00	
TAX DISTRICT: CLEMMONS LEVY TYPE: TAX												
2016	47.08	0.00	0.00	0.00	47.08	47.08	0.00	0.00	0.00	0.00	0.00	
		0.00	47.08	0.00	0.00	100 %	0 %			0.00	0.00	
Sub.	47.08	0.00	0.00	0.00	47.08	47.08	0.00	0.00	0.00	0.00	0.00	
		0.00	47.08	0.00	0.00	100 %	0 %			0.00	0.00	
TAX DISTRICT: CLEMMONS FIRE DIST LEVY TYPE: Interest												
2016	0.00	0.00	0.00	0.00	0.00	2.47	0.00	0.00	0.00	0.00	0.00	
		0.00	2.47	0.00	0.00	NA	NA			0.00	0.00	
Sub.	0.00	0.00	0.00	0.00	0.00	2.47	0.00	0.00	0.00	0.00	0.00	
		0.00	2.47	0.00	0.00	NA	NA			0.00	0.00	
TAX DISTRICT: CLEMMONS FIRE DIST LEVY TYPE: TAX												
2018	12.00	0.00	0.00	0.00	12.00	12.00	0.00	0.00	0.00	0.00	0.00	
		0.00	12.00	0.00	0.00	100 %	0 %			0.00	0.00	

Fiscal Year Activity from July 1, 20XX to June 30, 2020								Activity from July 1, 2019 to June 30, 2020			
Tax Year	Orig. Billed Amt (\$)	Abs. Adj (\$)	Bill Releases (\$)	Disc. Levy (\$)	Net Levy (\$)	Amt Collect. (\$)	Unpaid Balance (\$)	Amt Collect. (\$)	Abs. Adj (\$)	Bill Releases (\$)	Disc. Levy (\$)
		Assessor Refunds (\$)	Net Collections (\$)	Additional Levy (\$)	Collection Fee Amt (\$)	% Coll.	% Uncoll.			Assessor Refunds (\$)	Additional Levy (\$)
2016	51.64	0.00	0.00	0.00	51.64	51.64	0.00	0.00	0.00	0.00	0.00
		0.00	51.64	0.00	0.00	100 %	0 %			0.00	0.00
Sub.	63.64	0.00	0.00	0.00	63.64	63.64	0.00	0.00	0.00	0.00	0.00
		0.00	63.64	0.00	0.00	100 %	0 %			0.00	0.00
TAX DISTRICT: GUMTREE LEVY TYPE: LATE LIST PENALTY											
2017	1.64	1.64	0.00	0.00	0.00	0.00	0.00	0.00	0.00	0.00	0.00
		0.00	0.00	0.00	0.00	100 %	0 %			0.00	0.00
Sub.	1.64	1.64	0.00	0.00	0.00	0.00	0.00	0.00	0.00	0.00	0.00
		0.00	0.00	0.00	0.00	100 %	0 %			0.00	0.00
TAX DISTRICT: GUMTREE LEVY TYPE: TAX											
2017	52.03	0.00	0.00	0.00	52.03	52.03	0.00	0.00	0.00	0.00	0.00
		0.00	52.03	0.00	0.00	100 %	0 %			0.00	0.00
2016	32.89	0.00	0.00	0.00	32.89	32.89	0.00	0.00	0.00	0.00	0.00
		0.00	32.89	0.00	0.00	100 %	0 %			0.00	0.00
Sub.	84.92	0.00	0.00	0.00	84.92	84.92	0.00	0.00	0.00	0.00	0.00
		0.00	84.92	0.00	0.00	100 %	0 %			0.00	0.00
TAX DISTRICT: HORNEYTOWN LEVY TYPE: Interest											
2018	0.00	0.00	0.00	0.00	0.00	0.27	0.00	0.00	0.00	0.00	0.00
		0.00	0.27	0.00	0.00	NA	NA			0.00	0.00
Sub.	0.00	0.00	0.00	0.00	0.00	0.27	0.00	0.00	0.00	0.00	0.00
		0.00	0.27	0.00	0.00	NA	NA			0.00	0.00

Fiscal Year Activity from July 1, 20XX to June 30, 2020								Activity from July 1, 2019 to June 30, 2020			
Tax Year	Orig. Billed Amt (\$)	Abs. Adj (\$)	Bill Releases (\$)	Disc. Levy (\$)	Net Levy (\$)	Amt Collect. (\$)	Unpaid Balance (\$)	Amt Collect. (\$)	Abs. Adj (\$)	Bill Releases (\$)	Disc. Levy (\$)
		Assessor Refunds (\$)	Net Collections (\$)	Additional Levy (\$)	Collection Fee Amt (\$)	% Coll.	% Uncoll.			Assessor Refunds (\$)	Additional Levy (\$)
TAX DISTRICT: HORNEYTOWN LEVY TYPE: TAX											
2018	16.30	0.00	0.00	0.00	16.30	16.30	0.00	0.00	0.00	0.00	0.00
		0.00	16.30	0.00	0.00	100 %	0 %			0.00	0.00
Sub.	16.30	0.00	0.00	0.00	16.30	16.30	0.00	0.00	0.00	0.00	0.00
		0.00	16.30	0.00	0.00	100 %	0 %			0.00	0.00
TAX DISTRICT: KERNERSVILLE LEVY TYPE: Interest											
2016	0.00	0.00	0.00	0.00	0.00	35.63	0.00	0.00	0.00	0.00	0.00
		0.00	35.63	0.00	0.00	NA	NA			0.00	0.00
Sub.	0.00	0.00	0.00	0.00	0.00	35.63	0.00	0.00	0.00	0.00	0.00
		0.00	35.63	0.00	0.00	NA	NA			0.00	0.00
TAX DISTRICT: KERNERSVILLE LEVY TYPE: TAX											
2018	185.54	0.00	0.00	0.00	185.54	185.54	0.00	0.00	0.00	0.00	0.00
		0.00	185.54	0.00	0.00	100 %	0 %			0.00	0.00
2017	127.65	0.00	0.00	0.00	127.65	127.65	0.00	0.00	0.00	0.00	0.00
		0.00	127.65	0.00	0.00	100 %	0 %			0.00	0.00
2016	120.05	0.00	0.00	0.00	120.05	120.05	0.00	0.00	0.00	0.00	0.00
		0.00	120.05	0.00	0.00	100 %	0 %			0.00	0.00
Sub.	433.24	0.00	0.00	0.00	433.24	433.24	0.00	0.00	0.00	0.00	0.00
		0.00	433.24	0.00	0.00	100 %	0 %			0.00	0.00
TAX DISTRICT: KERNERSVILLE LEVY TYPE: VEHICLE FEE											
2018	10.00	0.00	0.00	0.00	10.00	10.00	0.00	0.00	0.00	0.00	0.00
		0.00	10.00	0.00	0.00	100 %	0 %			0.00	0.00

Fiscal Year Activity from July 1, 20XX to June 30, 2020								Activity from July 1, 2019 to June 30, 2020			
Tax Year	Orig. Billed Amt (\$)	Abs. Adj (\$)	Bill Releases (\$)	Disc. Levy (\$)	Net Levy (\$)	Amt Collect. (\$)	Unpaid Balance (\$)	Amt Collect. (\$)	Abs. Adj (\$)	Bill Releases (\$)	Disc. Levy (\$)
		Assessor Refunds (\$)	Net Collections (\$)	Additional Levy (\$)	Collection Fee Amt (\$)	% Coll.	% Uncoll.			Assessor Refunds (\$)	Additional Levy (\$)
2017	5.00	0.00	0.00	0.00	5.00	5.00	0.00	0.00	0.00	0.00	0.00
		0.00	5.00	0.00	0.00	100 %	0 %			0.00	0.00
2016	10.00	0.00	0.00	0.00	10.00	10.00	0.00	0.00	0.00	0.00	0.00
		0.00	10.00	0.00	0.00	100 %	0 %			0.00	0.00
Sub.	25.00	0.00	0.00	0.00	25.00	25.00	0.00	0.00	0.00	0.00	0.00
		0.00	25.00	0.00	0.00	100 %	0 %			0.00	0.00
TAX DISTRICT: KING FIRE DIST LEVY TYPE: TAX											
2016	40.78	0.00	0.00	0.00	40.78	40.78	0.00	0.00	0.00	0.00	0.00
		0.00	40.78	0.00	0.00	100 %	0 %			0.00	0.00
Sub.	40.78	0.00	0.00	0.00	40.78	40.78	0.00	0.00	0.00	0.00	0.00
		0.00	40.78	0.00	0.00	100 %	0 %			0.00	0.00
TAX DISTRICT: LEWISVILLE LEVY TYPE: TAX											
2018	28.64	0.00	0.00	0.00	28.64	28.64	0.00	0.00	0.00	0.00	0.00
		0.00	28.64	0.00	0.00	100 %	0 %			0.00	0.00
Sub.	28.64	0.00	0.00	0.00	28.64	28.64	0.00	0.00	0.00	0.00	0.00
		0.00	28.64	0.00	0.00	100 %	0 %			0.00	0.00
TAX DISTRICT: LEWISVILLE FIRE DIST LEVY TYPE: Interest											
2017	0.00	0.00	0.00	0.00	0.00	2.74	0.00	0.00	0.00	0.00	0.00
		0.00	2.74	0.00	0.00	NA	NA			0.00	0.00
Sub.	0.00	0.00	0.00	0.00	0.00	2.74	0.00	0.00	0.00	0.00	0.00
		0.00	2.74	0.00	0.00	NA	NA			0.00	0.00

Fiscal Year Activity from July 1, 20XX to June 30, 2020								Activity from July 1, 2019 to June 30, 2020			
Tax Year	Orig. Billed Amt (\$)	Abs. Adj (\$)	Bill Releases (\$)	Disc. Levy (\$)	Net Levy (\$)	Amt Collect. (\$)	Unpaid Balance (\$)	Amt Collect. (\$)	Abs. Adj (\$)	Bill Releases (\$)	Disc. Levy (\$)
		Assessor Refunds (\$)	Net Collections (\$)	Additional Levy (\$)	Collection Fee Amt (\$)	% Coll.	% Uncoll.			Assessor Refunds (\$)	Additional Levy (\$)
TAX DISTRICT: LEWISVILLE FIRE DIST LEVY TYPE: TAX											
2018	13.53	0.00	0.00	0.00	13.53	13.53	0.00	0.00	0.00	0.00	0.00
		0.00	13.53	0.00	0.00	100 %	0 %			0.00	0.00
2017	11.52	11.52	0.00	0.00	11.52	11.52	0.00	0.00	0.00	0.00	0.00
		0.00	11.52	11.52	0.00	100 %	0 %			0.00	0.00
Sub.	25.05	11.52	0.00	0.00	25.05	25.05	0.00	0.00	0.00	0.00	0.00
		0.00	25.05	11.52	0.00	100 %	0 %			0.00	0.00
TAX DISTRICT: MINERAL SPRINGS LEVY TYPE: Interest											
2017	0.00	0.00	0.00	0.00	0.00	0.27	0.00	0.00	0.00	0.00	0.00
		0.00	0.27	0.00	0.00	NA	NA			0.00	0.00
Sub.	0.00	0.00	0.00	0.00	0.00	0.27	0.00	0.00	0.00	0.00	0.00
		0.00	0.27	0.00	0.00	NA	NA			0.00	0.00
TAX DISTRICT: MINERAL SPRINGS LEVY TYPE: TAX											
2017	0.69	0.00	0.00	0.00	0.69	0.69	0.00	0.00	0.00	0.00	0.00
		0.00	0.69	0.00	0.00	100 %	0 %			0.00	0.00
Sub.	0.69	0.00	0.00	0.00	0.69	0.69	0.00	0.00	0.00	0.00	0.00
		0.00	0.69	0.00	0.00	100 %	0 %			0.00	0.00
TAX DISTRICT: PINEY GROVE LEVY TYPE: Interest											
2016	0.00	0.00	0.00	0.00	0.00	2.59	0.00	0.00	0.00	0.00	0.00
		0.00	2.59	0.00	0.00	NA	NA			0.00	0.00
Sub.	0.00	0.00	0.00	0.00	0.00	2.59	0.00	0.00	0.00	0.00	0.00
		0.00	2.59	0.00	0.00	NA	NA			0.00	0.00

Fiscal Year Activity from July 1, 20XX to June 30, 2020								Activity from July 1, 2019 to June 30, 2020			
Tax Year	Orig. Billed Amt (\$)	Abs. Adj (\$)	Bill Releases (\$)	Disc. Levy (\$)	Net Levy (\$)	Amt Collect. (\$)	Unpaid Balance (\$)	Amt Collect. (\$)	Abs. Adj (\$)	Bill Releases (\$)	Disc. Levy (\$)
		Assessor Refunds (\$)	Net Collections (\$)	Additional Levy (\$)	Collection Fee Amt (\$)	% Coll.	% Uncoll.			Assessor Refunds (\$)	Additional Levy (\$)
TAX DISTRICT: PINEY GROVE LEVY TYPE: TAX											
2016	26.98	0.00	0.00	0.00	26.98	26.98	0.00	0.00	0.00	0.00	0.00
		0.00	26.98	0.00	0.00	100 %	0 %			0.00	0.00
Sub.	26.98	0.00	0.00	0.00	26.98	26.98	0.00	0.00	0.00	0.00	0.00
		0.00	26.98	0.00	0.00	100 %	0 %			0.00	0.00
TAX DISTRICT: RURAL HALL LEVY TYPE: TAX											
2017	48.42	0.00	0.00	0.00	48.42	0.00	48.42	0.00	0.00	0.00	0.00
		0.00	0.00	0.00	0.00	0 %	100 %			0.00	0.00
Sub.	48.42	0.00	0.00	0.00	48.42	0.00	48.42	0.00	0.00	0.00	0.00
		0.00	0.00	0.00	0.00	0 %	100 %			0.00	0.00
TAX DISTRICT: SALEM CHAPEL LEVY TYPE: TAX											
2016	15.84	0.00	0.05	0.00	15.79	15.79	0.00	0.00	0.00	0.00	0.00
		0.00	15.79	0.00	0.00	100 %	0 %			0.00	0.00
Sub.	15.84	0.00	0.05	0.00	15.79	15.79	0.00	0.00	0.00	0.00	0.00
		0.00	15.79	0.00	0.00	100 %	0 %			0.00	0.00
TAX DISTRICT: SUBURBAN RURAL HALL LEVY TYPE: Interest											
2017	0.00	0.00	0.00	0.00	0.00	1.26	0.00	0.00	0.00	0.00	0.00
		0.00	1.26	0.00	0.00	NA	NA			0.00	0.00
Sub.	0.00	0.00	0.00	0.00	0.00	1.26	0.00	0.00	0.00	0.00	0.00
		0.00	1.26	0.00	0.00	NA	NA			0.00	0.00
TAX DISTRICT: SUBURBAN RURAL HALL LEVY TYPE: TAX											
2017	2.82	0.00	0.00	0.00	2.82	2.82	0.00	0.00	0.00	0.00	0.00

Fiscal Year Activity from July 1, 20XX to June 30, 2020								Activity from July 1, 2019 to June 30, 2020			
Tax Year	Orig. Billed Amt (\$)	Abs. Adj (\$)	Bill Releases (\$)	Disc. Levy (\$)	Net Levy (\$)	Amt Collect. (\$)	Unpaid Balance (\$)	Amt Collect. (\$)	Abs. Adj (\$)	Bill Releases (\$)	Disc. Levy (\$)
		Assessor Refunds (\$)	Net Collections (\$)	Additional Levy (\$)	Collection Fee Amt (\$)	% Coll.	% Uncoll.			Assessor Refunds (\$)	Additional Levy (\$)
		0.00	2.82	0.00	0.00	100 %	0 %			0.00	0.00
Sub.	2.82	0.00	0.00	0.00	2.82	2.82	0.00	0.00	0.00	0.00	0.00
		0.00	2.82	0.00	0.00	100 %	0 %			0.00	0.00
TAX DISTRICT: TALLEYS CROSSING LEVY TYPE: Interest											
2016	0.00	0.00	0.00	0.00	0.00	1.73	0.00	0.00	0.00	0.00	0.00
		0.00	1.73	0.00	0.00	NA	NA			0.00	0.00
Sub.	0.00	0.00	0.00	0.00	0.00	1.73	0.00	0.00	0.00	0.00	0.00
		0.00	1.73	0.00	0.00	NA	NA			0.00	0.00
TAX DISTRICT: TALLEYS CROSSING LEVY TYPE: TAX											
2016	11.70	0.00	0.00	0.00	11.70	11.70	0.00	0.00	0.00	0.00	0.00
		0.00	11.70	0.00	0.00	100 %	0 %			0.00	0.00
Sub.	11.70	0.00	0.00	0.00	11.70	11.70	0.00	0.00	0.00	0.00	0.00
		0.00	11.70	0.00	0.00	100 %	0 %			0.00	0.00
TAX DISTRICT: UNION CROSS LEVY TYPE: Interest											
2017	0.00	0.00	0.00	0.00	0.00	4.13	0.00	0.00	0.00	0.00	0.00
		0.00	4.13	0.00	0.00	NA	NA			0.00	0.00
2016	0.00	0.00	0.00	0.00	0.00	2.02	0.00	0.00	0.00	0.00	0.00
		0.00	2.02	0.00	0.00	NA	NA			0.00	0.00
Sub.	0.00	0.00	0.00	0.00	0.00	6.15	0.00	0.00	0.00	0.00	0.00
		0.00	6.15	0.00	0.00	NA	NA			0.00	0.00

Fiscal Year Activity from July 1, 20XX to June 30, 2020								Activity from July 1, 2019 to June 30, 2020			
Tax Year	Orig. Billed Amt (\$)	Abs. Adj (\$)	Bill Releases (\$)	Disc. Levy (\$)	Net Levy (\$)	Amt Collect. (\$)	Unpaid Balance (\$)	Amt Collect. (\$)	Abs. Adj (\$)	Bill Releases (\$)	Disc. Levy (\$)
		Assessor Refunds (\$)	Net Collections (\$)	Additional Levy (\$)	Collection Fee Amt (\$)	% Coll.	% Uncoll.			Assessor Refunds (\$)	Additional Levy (\$)
TAX DISTRICT: UNION CROSS LEVY TYPE: TAX											
2017	31.19	0.00	0.00	0.00	31.19	31.19	0.00	0.00	0.00	0.00	0.00
		0.00	31.19	0.00	0.00	100 %	0 %			0.00	0.00
2016	0.00	0.00	0.00	0.00	48.76	48.76	0.00	0.00	0.00	0.00	0.00
		0.00	48.76	48.76	0.00	100 %	0 %			0.00	0.00
Sub.	31.19	0.00	0.00	0.00	79.95	79.95	0.00	0.00	0.00	0.00	0.00
		0.00	79.95	48.76	0.00	100 %	0 %			0.00	0.00
TAX DISTRICT: WALKERTOWN LEVY TYPE: Interest											
2016	0.00	0.00	0.00	0.00	0.00	0.00	0.00	0.00	0.00	0.00	0.00
		0.00	0.00	0.00	0.00	NA	NA			0.00	0.00
Sub.	0.00	0.00	0.00	0.00	0.00	0.00	0.00	0.00	0.00	0.00	0.00
		0.00	0.00	0.00	0.00	NA	NA			0.00	0.00
TAX DISTRICT: WALKERTOWN LEVY TYPE: TAX											
2017	17.78	0.00	0.00	0.00	17.78	17.78	0.00	0.00	0.00	0.00	0.00
		0.00	17.78	0.00	0.00	100 %	0 %			0.00	0.00
2016	27.72	0.00	0.00	0.00	27.72	0.00	27.72	0.00	0.00	0.00	0.00
		0.00	0.00	0.00	0.00	0 %	100 %			0.00	0.00
Sub.	45.50	0.00	0.00	0.00	45.50	17.78	27.72	0.00	0.00	0.00	0.00
		0.00	17.78	0.00	0.00	39.08 %	60.92 %			0.00	0.00
TAX DISTRICT: WINSTON-SALEM LEVY TYPE: Interest											
2018	0.00	0.00	0.00	0.00	0.00	26.35	0.00	0.00	0.00	0.00	0.00
		0.00	26.35	0.00	0.00	NA	NA			0.00	0.00

Fiscal Year Activity from July 1, 20XX to June 30, 2020								Activity from July 1, 2019 to June 30, 2020			
Tax Year	Orig. Billed Amt (\$)	Abs. Adj (\$)	Bill Releases (\$)	Disc. Levy (\$)	Net Levy (\$)	Amt Collect. (\$)	Unpaid Balance (\$)	Amt Collect. (\$)	Abs. Adj (\$)	Bill Releases (\$)	Disc. Levy (\$)
		Assessor Refunds (\$)	Net Collections (\$)	Additional Levy (\$)	Collection Fee Amt (\$)	% Coll.	% Uncoll.			Assessor Refunds (\$)	Additional Levy (\$)
2017	0.00	0.00	0.00	0.00	0.00	90.12	0.00	0.00	0.00	0.00	0.00
		0.00	90.12	0.00	0.00	NA	NA			0.00	0.00
2016	0.00	0.00	0.00	0.00	0.00	737.92	0.00	0.00	0.00	0.00	0.00
		0.00	737.92	0.00	0.00	NA	NA			0.00	0.00
Sub.	0.00	0.00	0.00	0.00	0.00	854.39	0.00	0.00	0.00	0.00	0.00
		0.00	854.39	0.00	0.00	NA	NA			0.00	0.00
TAX DISTRICT: WINSTON-SALEM LEVY TYPE: LATE LIST PENALTY											
2017	36.03	26.71	0.00	0.00	9.32	9.32	0.00	0.00	0.00	0.00	0.00
		0.00	9.32	0.00	0.00	100 %	0 %			0.00	0.00
2016	148.98	102.52	0.00	0.00	46.46	46.46	0.00	0.00	0.00	0.00	0.00
		0.00	46.46	0.00	0.00	100 %	0 %			0.00	0.00
Sub.	185.01	129.23	0.00	0.00	55.78	55.78	0.00	0.00	0.00	0.00	0.00
		0.00	55.78	0.00	0.00	100 %	0 %			0.00	0.00
TAX DISTRICT: WINSTON-SALEM LEVY TYPE: TAX											
2018	536.74	0.00	0.00	0.00	536.74	536.74	0.00	0.00	0.00	0.00	0.00
		0.00	536.74	0.00	0.00	100 %	0 %			0.00	0.00
2017	1,271.27	55.99	0.00	0.00	1,215.28	1,215.28	0.00	0.00	0.00	0.00	0.00
		0.00	1,215.28	0.00	0.00	100 %	0 %			0.00	0.00
2016	4,608.39	472.81	46.53	0.00	4,089.05	3,869.63	219.42	0.00	0.00	0.00	0.00
		0.00	3,869.63	0.00	0.00	94.63 %	5.37 %			0.00	0.00
Sub.	6,416.40	528.80	46.53	0.00	5,841.07	5,621.65	219.42	0.00	0.00	0.00	0.00
		0.00	5,621.65	0.00	0.00	96.24 %	3.76 %			0.00	0.00

Fiscal Year Activity from July 1, 20XX to June 30, 2020								Activity from July 1, 2019 to June 30, 2020			
Tax Year	Orig. Billed Amt (\$)	Abs. Adj (\$)	Bill Releases (\$)	Disc. Levy (\$)	Net Levy (\$)	Amt Collect. (\$)	Unpaid Balance (\$)	Amt Collect. (\$)	Abs. Adj (\$)	Bill Releases (\$)	Disc. Levy (\$)
		Assessor Refunds (\$)	Net Collections (\$)	Additional Levy (\$)	Collection Fee Amt (\$)	% Coll.	% Uncoll.			Assessor Refunds (\$)	Additional Levy (\$)
TAX DISTRICT: WINSTON-SALEM LEVY TYPE: VEHICLE FEE											
2018	135.00	0.00	0.00	0.00	135.00	135.00	0.00	0.00	0.00	0.00	0.00
		0.00	135.00	0.00	0.00	100 %	0 %			0.00	0.00
2017	135.00	15.00	0.00	0.00	120.00	120.00	0.00	0.00	0.00	0.00	0.00
		0.00	120.00	0.00	0.00	100 %	0 %			0.00	0.00
2016	765.00	60.00	0.00	0.00	705.00	660.00	45.00	0.00	0.00	0.00	0.00
		0.00	660.00	0.00	0.00	93.62 %	6.38 %			0.00	0.00
Sub.	1,035.00	75.00	0.00	0.00	960.00	915.00	45.00	0.00	0.00	0.00	0.00
		0.00	915.00	0.00	0.00	95.31 %	4.69 %			0.00	0.00
Total	8,621.52	746.19	46.58	0.00	7,889.03	8,464.35	340.56	0.00	0.00	0.00	0.00
		0.00	8,464.35	60.28	0.00	95.68 %	4.32 %			0.00	0.00

Signature (Tax Collector) _____

Report Parameters:

Release Date Start: **7/1/2019** Release Date End: **6/30/2020**

Tax District: **ALL**

Default Sort-By: **Bill #,Taxpayer Name,Release Date,Billing Date,Operator ID, Release Amount**

Grouping: **Tax District,Release Reason**

Bill #	Taxpayer Name	Bill Date	Operator ID (Name)	Release Date	Orig Bill Amount(\$)	Release Amount(\$)	Bill Amount after Release(\$)
TAX DISTRICT: KING RELEASE REASON: DISCOUNT							
0000001094-2019-2019-0000-00-REG	B & D Kiser Inc	7/29/2019	LOCKBOX DPC	8/28/2019	133.34	2.67	130.67
0000007782-2019-2019-0000-00-REG	Kiser David E	7/29/2019	LOCKBOX DPC	8/28/2019	5.80	0.12	5.68
0000009115-2019-2019-0000-00-REG	Milpak Graphics Inc	7/29/2019	LOCKBOX DPC	8/15/2019	4,764.28	95.29	4,668.99
0000010680-2019-2019-0000-00-REG	Pizza Hut #5506	7/29/2019	MARGARET BANKS	8/19/2019	389.91	7.80	382.11
0000013675-2019-2019-0000-00-REG	Time Warner Cable Southeast LLC	7/29/2019	DEANA PEREZ	9/20/2019	2,029.16	40.58	1,988.58
0000106346-2019-2019-0000-00-REG	WOODARD, CAROL J	7/29/2019	DEANA PEREZ	9/4/2019	589.11	11.78	577.33
0000107175-2019-2019-0000-00-REG	KISER, DAVID E	7/29/2019	LOCKBOX DPC	8/28/2019	146.01	2.92	143.09
0000112490-2019-2019-0000-00-REG	BROWN, JAMES A	7/29/2019	MARGARET BANKS	8/23/2019	484.88	9.70	475.18
0000115215-2019-2019-0000-00-REG	CAIN, CAROLYN V	7/29/2019	LOCKBOX DPC	8/27/2019	551.13	11.02	540.11
0000115216-2019-2019-0000-00-REG	CAROLYN, V CAIN	7/29/2019	LOCKBOX DPC	8/19/2019	245.60	4.91	240.69
0000119136-2019-2019-0000-00-REG	Cioto, Frank R	7/29/2019	MARGARET BANKS	8/23/2019	446.05	8.92	437.13
0000121028-2019-2019-0000-00-REG	EASTER, EVA FAITH	7/29/2019	GLORIA SYKES	8/21/2019	492.05	9.84	482.21
0000124792-2019-2019-0000-00-REG	DAILEY, LUTHER EARL	7/29/2019	LOCKBOX DPC	8/19/2019	674.36	13.48	660.88
0000125126-2019-2019-0000-00-REG	Danley, Russell A	7/29/2019	LOCKBOX DPC	8/27/2019	764.24	15.28	748.96
0000125383-2019-2019-0000-00-REG	DAVIES, MELVIN ROY	7/29/2019	LOCKBOX DPC	8/13/2019	540.16	10.80	529.36

Bill #	Taxpayer Name	Bill Date	Operator ID (Name)	Release Date	Orig Bill Amount(\$)	Release Amount(\$)	Bill Amount after Release(\$)
0000150497-2019-2019-0000-00-REG	Howell, Henry F	7/29/2019	GLORIA SYKES	8/23/2019	621.18	12.42	608.76
0000156091-2019-2019-0000-00-REG	JONES, RANDALL DEAN	7/29/2019	LOCKBOX DPC	8/9/2019	493.32	9.87	483.45
0000159208-2019-2019-0000-00-REG	Kiser, Darren B	7/29/2019	DEANA PEREZ	9/20/2019	1,072.30	21.45	1,050.85
0000168782-2019-2019-0000-00-REG	Maynard, Jeffrey J	7/29/2019	EPAY DPC	8/26/2019	468.84	9.38	459.46
0000174550-2019-2019-0000-00-REG	MOORE, MORRIS	7/29/2019	LOCKBOX DPC	8/23/2019	760.87	15.22	745.65
0000174574-2019-2019-0000-00-REG	RUTH JESSUP MOORE REVOCABLE TRUST	7/29/2019	LOCKBOX DPC	8/14/2019	732.59	14.65	717.94
0000182114-2019-2019-0000-00-REG	Parton, James W	7/29/2019	EPAY DPC	8/12/2019	543.54	10.87	532.67
0000187442-2019-2019-0000-00-REG	Radesi, Debra A	7/29/2019	EPAY DPC	8/27/2019	660.43	13.21	647.22
0000189949-2019-2019-0000-00-REG	Rickert, Raymond C	7/29/2019	MARGARET BANKS	8/23/2019	692.92	13.86	679.06
0000189950-2019-2019-0000-00-REG	Rickert, Raymond Cameron	7/29/2019	MARGARET BANKS	8/23/2019	2.93	0.06	2.87
0000202660-2019-2019-0000-00-REG	Sprinkle, Steven G	7/29/2019	MORTGAGE DPC	8/27/2019	489.94	9.80	480.14
0000203340-2019-2019-0000-00-REG	STARWOOD PH PROPERTIES LLC	7/29/2019	MARGARET BANKS	8/19/2019	3,754.11	75.08	3,679.03
0000205454-2019-2019-0000-00-REG	SWAIM, GINA LOUISE SAIN	7/29/2019	LOCKBOX DPC	8/12/2019	581.09	11.62	569.47
0000210705-2019-2019-0000-00-REG	UNDERWOOD, GARMON R	7/29/2019	GLORIA SYKES	8/14/2019	666.76	13.34	653.42
0000214993-2019-2019-0000-00-REG	Watts, Faye L	7/29/2019	GLORIA SYKES	7/31/2019	337.18	1.16	336.02
0000218447-2019-2019-0000-00-REG	NOBLES, DAVID	7/29/2019	EPAY DPC	8/6/2019	664.23	13.28	650.95
0001236914-2019-2019-0000-00-REG	ALLMAN, CARL H	7/29/2019	LOCKBOX DPC	8/22/2019	2.95	0.06	2.89
0001239146-2019-2019-0000-00-REG	CAIN, CAROLYN VAUGH	7/29/2019	LOCKBOX DPC	8/13/2019	187.79	3.76	184.03
0001242600-2019-2019-0000-00-REG	FULP, KENT W	7/29/2019	LOCKBOX DPC	8/14/2019	364.19	7.28	356.91
0001245231-2019-2019-0000-00-REG	JAMES, JUDY C	7/29/2019	LOCKBOX DPC	8/23/2019	50.64	1.01	49.63
0001246151-2019-2019-0000-00-REG	KISER, DAVID E	7/29/2019	LOCKBOX DPC	8/28/2019	126.18	2.52	123.66
0001247036-2019-2019-0000-00-REG	LOVILL, ROBERT J III	7/29/2019	GLORIA SYKES	8/30/2019	51.91	1.04	50.87
0001247037-2019-2019-0000-00-REG	LOVILL, ROBERT J III	7/29/2019	GLORIA SYKES	8/30/2019	49.37	0.99	48.38
0001247038-2019-2019-0000-00-REG	LOVILL, ROBERT J III	7/29/2019	GLORIA SYKES	8/30/2019	49.37	0.99	48.38

Bill #	Taxpayer Name	Bill Date	Operator ID (Name)	Release Date	Orig Bill Amount(\$)	Release Amount(\$)	Bill Amount after Release(\$)
0001247039-2019-2019-0000-00-REG	LOVILL, ROBERT J III	7/29/2019	GLORIA SYKES	8/30/2019	51.91	1.04	50.87
0001247040-2019-2019-0000-00-REG	LOVILL, ROBERT J III	7/29/2019	GLORIA SYKES	8/30/2019	51.91	1.04	50.87
0001247044-2019-2019-0000-00-REG	LOVILL, ROBERT J III	7/29/2019	GLORIA SYKES	8/30/2019	49.37	0.99	48.38
0001248309-2019-2019-0000-00-REG	MILLSAPS, HARVEY L	7/29/2019	GLORIA SYKES	8/21/2019	1,391.76	27.84	1,363.92
0001265174-2019-2019-0000-00-REG	MILLSPEAKS PROPERTIES LLC	7/29/2019	GLORIA SYKES	8/21/2019	1,379.94	27.60	1,352.34
0001265175-2019-2019-0000-00-REG	MILLSPEAKS PROPERTIES LLC	7/29/2019	GLORIA SYKES	8/21/2019	1,512.03	30.24	1,481.79
0001270486-2019-2019-0000-00-REG	Time Warner Cable Southeast LLC	7/29/2019	DEANA PEREZ	9/20/2019	1,769.37	35.39	1,733.98
0001270487-2019-2019-0000-00-REG	Time Warner Cable Southeast LLC	7/29/2019	DEANA PEREZ	9/20/2019	2,665.90	53.32	2,612.58
0001271128-2019-2019-0000-00-REG	VAUGHN ENTERPRISES LLC	7/29/2019	GLORIA SYKES	8/14/2019	291.60	5.83	285.77
0001291474-2019-2019-0000-00-REG	HAGAN, LARRY OLIVER	7/29/2019	LOCKBOX DPC	8/28/2019	55.70	1.01	54.69
0001294266-2019-2019-0000-00-REG	HAUSER, JEFFREY W SR.	7/29/2019	MARGARET BANKS	8/23/2019	454.92	9.10	445.82
0001297382-2019-2019-0000-00-REG	ALFARO, HECTOR	7/29/2019	MARGARET BANKS	8/23/2019	397.95	7.96	389.99
0001303316-2019-2019-0000-00-REG	Millspeaks Properties Llc	7/29/2019	GLORIA SYKES	8/21/2019	330.00	6.60	323.40
0001303318-2019-2019-0000-00-REG	Millspeaks Properties Llc	7/29/2019	GLORIA SYKES	8/21/2019	2,545.93	50.92	2,495.01
0001319932-2019-2019-0000-00-REG	WELLS FARGO VENDOR FINANCIAL SERVICES LLC	7/29/2019	MARGARET BANKS	8/16/2019	158.03	3.16	154.87
0001331811-2019-2019-0000-00-REG	MCBRIDE, ALIVIA	7/29/2019	EPAY DPC	8/7/2019	583.63	11.67	571.96
0002756668-2019-2019-0000-00-REG	Scott, James S	7/29/2019	GLORIA SYKES	8/30/2019	1,066.82	6.27	1,060.55
0002756668-2019-2019-0000-00-REG	Scott, James S	7/29/2019	GLORIA SYKES	8/30/2019	1,060.55	15.07	1,045.48
0002756669-2019-2019-0000-00-REG	Scott, James S	7/29/2019	GLORIA SYKES	8/30/2019	1,193.81	8.96	1,184.85
0002756669-2019-2019-0000-00-REG	Scott, James S	7/29/2019	GLORIA SYKES	8/30/2019	1,209.03	15.22	1,193.81
0002756670-2019-2019-0000-00-REG	HELSABECK, MARTHA LEA	7/29/2019	GLORIA SYKES	8/14/2019	35.03	0.70	34.33
0002909365-2019-2019-0000-00-REG	Time Warner Cable Internet LLC	7/29/2019	DEANA PEREZ	9/20/2019	66.15	1.32	64.83
0003019089-2019-2019-0000-00-REG	BURKS, JONATHAN KEITH	7/29/2019	LINDA NESBITT	8/16/2019	634.27	12.69	621.58
0003019516-2019-2019-0000-00-REG	KILBY REAL ESTATE LLC	7/29/2019	LOCKBOX DPC	8/22/2019	7,914.19	158.28	7,755.91
0003343205-2019-2019-0000-00-REG	TIME WARNER CABLE SOUTHEAST LLC	7/29/2019	DEANA PEREZ	9/20/2019	2,014.21	40.28	1,973.93

Bill #	Taxpayer Name	Bill Date	Operator ID (Name)	Release Date	Orig Bill Amount(\$)	Release Amount(\$)	Bill Amount after Release(\$)
0003456104-2019-2019-0000-00-REG	WHITT, JAMES LEE	7/29/2019	GLORIA SYKES	8/23/2019	583.63	11.67	571.96
0003456222-2019-2019-0000-00-REG	DONNAHA PROPERTIES LLC	7/29/2019	LOCKBOX DPC	8/16/2019	145.59	2.91	142.68
0003460073-2019-2019-0000-00-REG	WILTSIE, LEE EDWARD	7/29/2019	LOCKBOX DPC	8/30/2019	456.18	9.12	447.06
0003460606-2019-2019-0000-00-REG	THE ELLIS FAMILY TRUST	7/29/2019	LOCKBOX DPC	8/15/2019	1,722.60	34.45	1,688.15
0003559713-2019-2019-0000-00-REG	SENER, TIMOTHY J	7/29/2019	GLORIA SYKES	8/30/2019	66.24	1.32	64.92
0003566411-2019-2019-0000-00-REG	Parton, James W	7/29/2019	EPAY DPC	8/12/2019	16.07	0.32	15.75
0003571542-2019-2019-0000-00-REG	US Bank National Assoc	7/29/2019	MARGARET BANKS	8/19/2019	19.69	0.39	19.30
0003571641-2019-2019-0000-00-REG	Peterson D L Trust	7/29/2019	DIANA MAGADAN PASTRANA	8/28/2019	5,716.23	114.32	5,601.91
0003575617-2019-2019-0000-00-REG	BARNES & NOBLE COLLEGE BOOKSELLERS, LLC #8248	7/29/2019	LOCKBOX DPC	8/15/2019	74.23	1.48	72.75
0003577444-2019-2019-0000-00-REG	Cole, Jennifer Lynn	7/29/2019	EPAY DPC	8/28/2019	3.62	0.07	3.55
0003591107-2019-2019-0000-00-REG	KISER, DAVID E	7/29/2019	LOCKBOX DPC	8/28/2019	50.22	1.00	49.22
0003592282-2019-2019-0000-00-REG	CBRE, INC.	7/29/2019	EPAY DPC	8/19/2019	2.49	0.05	2.44
Subtotal						1,217.63	
Total						1,217.63	

Uncollected Annual Bills from 2010-2019

Fiscal Year Activity from July 1, 20XX to June 30, 2020							
Tax Year	Orig. Billed Amt (\$)	Abs. Adj (\$)	Bill Releases (\$)	Disc. Levy (\$)	Net Levy (\$)	Amt Collect. (\$)	Unpaid Balance (\$)
		Assessor Refunds (\$)	Net Collections (\$)	Additional Levy (\$)	Collection Fee Amt (\$)	% Coll.	% Uncoll.
TAX DISTRICT: BEESONS CROSS ROADS LEVY TYPE: Interest							
Sub.	0.00	0.00	0.00	0.00	0.00	7,717.79	0.00
		0.00	7,717.79	0.00	0.00	NA	NA
TAX DISTRICT: BEESONS CROSS ROADS LEVY TYPE: LATE LIST PENALTY							
Sub.	645.61	54.37	291.58	389.87	746.78	666.90	79.88
		0.00	666.90	57.25	0.00	89.30 %	10.70 %
TAX DISTRICT: BEESONS CROSS ROADS LEVY TYPE: TAX							
Sub.	2,369,825.92	6,043.92	7,953.11	2,786.46	2,371,862.28	2,367,480.82	4,381.46
		35.85	2,367,516.67	13,246.93	0.00	99.82 %	0.18 %
TAX DISTRICT: BEESONS SERV DIST LEVY TYPE: Interest							
Sub.	0.00	0.00	0.00	0.00	0.00	393.25	0.00
		0.00	393.25	0.00	0.00	NA	NA
TAX DISTRICT: BEESONS SERV DIST LEVY TYPE: LATE LIST PENALTY							
Sub.	31.08	0.04	11.23	13.16	43.98	43.68	0.30
		0.00	43.68	11.01	0.00	99.32 %	0.68 %
TAX DISTRICT: BEESONS SERV DIST LEVY TYPE: TAX							
Sub.	183,114.37	698.62	815.12	38.47	182,639.41	182,412.55	226.86
		0.00	182,412.55	1,000.31	0.00	99.88 %	0.12 %
TAX DISTRICT: BELEWS CREEK LEVY TYPE: Interest							
Sub.	0.00	0.00	0.00	0.00	0.00	8,847.41	0.00
		0.00	8,847.41	0.00	0.00	NA	NA
TAX DISTRICT: BELEWS CREEK LEVY TYPE: LATE LIST PENALTY							
Sub.	988.52	82.21	184.10	355.54	1,241.44	1,141.60	99.84
		1.66	1,143.26	163.69	0.00	91.96 %	8.04 %
TAX DISTRICT: BELEWS CREEK LEVY TYPE: TAX							
Sub.	2,660,451.34	7,427.94	9,676.94	2,316.20	2,659,511.06	2,653,765.67	5,745.39
		647.79	2,654,413.46	13,848.40	0.00	99.78 %	0.22 %

Uncollected Annual Bills from 2010-2019

Fiscal Year Activity from July 1, 20XX to June 30, 2020							
Tax Year	Orig. Billed Amt (\$)	Abs. Adj (\$)	Bill Releases (\$)	Disc. Levy (\$)	Net Levy (\$)	Amt Collect. (\$)	Unpaid Balance (\$)
		Assessor Refunds (\$)	Net Collections (\$)	Additional Levy (\$)	Collection Fee Amt (\$)	% Coll.	% Uncoll.
TAX DISTRICT: BETHANIA		LEVY TYPE: Interest					
Sub.	0.00	0.00	0.00	0.00	0.00	2,419.96	0.00
		0.00	2,419.96	0.00	0.00	NA	NA
TAX DISTRICT: BETHANIA		LEVY TYPE: LATE LIST PENALTY					
Sub.	172.04	0.00	30.51	99.15	250.96	244.29	6.67
		0.00	244.29	10.28	0.00	97.34 %	2.66 %
TAX DISTRICT: BETHANIA		LEVY TYPE: TAX					
Sub.	949,306.91	1,717.47	1,450.36	367.49	947,542.56	943,410.86	4,131.70
		33.30	943,444.16	1,035.99	0.00	99.56 %	0.44 %
TAX DISTRICT: CITY VIEW		LEVY TYPE: Interest					
Sub.	0.00	0.00	0.00	0.00	0.00	1,268.28	0.00
		0.00	1,268.28	0.00	0.00	NA	NA
TAX DISTRICT: CITY VIEW		LEVY TYPE: LATE LIST PENALTY					
Sub.	75.42	6.22	207.65	150.96	98.46	63.39	35.07
		0.00	63.39	85.95	0.00	64.38 %	35.62 %
TAX DISTRICT: CITY VIEW		LEVY TYPE: TAX					
Sub.	313,082.97	10,841.88	904.78	529.11	313,274.77	312,405.60	869.17
		11.75	312,417.35	11,409.35	0.00	99.72 %	0.28 %
TAX DISTRICT: CLEMMONS		LEVY TYPE: CL STORM WATER					
Sub.	7,445,598.00	5,270.00	1,803.97	844.00	7,444,168.03	7,433,777.38	10,390.65
		0.00	7,433,777.38	4,800.00	0.00	99.86 %	0.14 %
TAX DISTRICT: CLEMMONS		LEVY TYPE: Interest					
Sub.	0.00	0.00	0.00	0.00	0.00	62,182.12	0.00
		0.00	62,182.12	0.00	0.00	NA	NA
TAX DISTRICT: CLEMMONS		LEVY TYPE: LATE LIST PENALTY					
Sub.	11,008.36	1,344.64	1,844.11	5,365.16	14,709.13	14,002.47	706.66
		28.77	14,031.24	1,524.36	0.00	95.20 %	4.80 %

Uncollected Annual Bills from 2010-2019

Fiscal Year Activity from July 1, 20XX to June 30, 2020							
Tax Year	Orig. Billed Amt (\$)	Abs. Adj (\$)	Bill Releases (\$)	Disc. Levy (\$)	Net Levy (\$)	Amt Collect. (\$)	Unpaid Balance (\$)
		Assessor Refunds (\$)	Net Collections (\$)	Additional Levy (\$)	Collection Fee Amt (\$)	% Coll.	% Uncoll.
TAX DISTRICT: CLEMMONS LEVY TYPE: TAX							
Sub.	21,958,976.84	44,271.75	40,732.88	18,367.45	21,937,181.50	21,915,932.43	21,249.07
		8,692.50	21,924,624.93	44,841.84	0.00	99.90 %	0.10 %
TAX DISTRICT: CLEMMONS FIRE DIST LEVY TYPE: Interest							
Sub.	0.00	0.00	0.00	0.00	0.00	24,518.31	0.00
		0.00	24,518.31	0.00	0.00	NA	NA
TAX DISTRICT: CLEMMONS FIRE DIST LEVY TYPE: LATE LIST PENALTY							
Sub.	5,708.87	732.25	1,496.58	3,011.39	7,363.61	6,981.08	382.53
		14.04	6,995.12	872.18	0.00	94.81 %	5.19 %
TAX DISTRICT: CLEMMONS FIRE DIST LEVY TYPE: TAX							
Sub.	12,451,409.30	26,793.97	22,694.56	10,047.68	12,445,008.63	12,432,967.09	12,041.54
		-613.13	12,432,353.96	33,040.18	0.00	99.90 %	0.10 %
TAX DISTRICT: COUNTYWIDE FIRE LEVY TYPE: Interest							
Sub.	0.00	0.00	0.00	0.00	0.00	1,141.42	0.00
		0.00	1,141.42	0.00	0.00	NA	NA
TAX DISTRICT: COUNTYWIDE FIRE LEVY TYPE: LATE LIST PENALTY							
Sub.	166.58	63.62	0.00	0.00	396.17	357.85	38.32
		0.00	357.85	293.21	0.00	90.33 %	9.67 %
TAX DISTRICT: COUNTYWIDE FIRE LEVY TYPE: TAX							
Sub.	685,259.73	2,043.18	7,895.10	0.00	681,256.02	676,183.60	5,072.42
		3.78	676,187.38	5,934.57	0.00	99.26 %	0.74 %
TAX DISTRICT: DOWNTOWN WS BUS DIST LEVY TYPE: Interest							
Sub.	0.00	0.00	0.00	0.00	0.00	6,940.16	0.00
		0.00	6,940.16	0.00	0.00	NA	NA
TAX DISTRICT: DOWNTOWN WS BUS DIST LEVY TYPE: LATE LIST PENALTY							
Sub.	2,907.73	391.91	1.93	1,129.69	3,790.15	3,707.04	83.11
		18.62	3,725.66	146.57	0.00	97.81 %	2.19 %

Uncollected Annual Bills from 2010-2019

Fiscal Year Activity from July 1, 20XX to June 30, 2020							
Tax Year	Orig. Billed Amt (\$)	Abs. Adj (\$)	Bill Releases (\$)	Disc. Levy (\$)	Net Levy (\$)	Amt Collect. (\$)	Unpaid Balance (\$)
		Assessor Refunds (\$)	Net Collections (\$)	Additional Levy (\$)	Collection Fee Amt (\$)	% Coll.	% Uncoll.
TAX DISTRICT: DOWNTOWN WS BUS DIST LEVY TYPE: TAX							
Sub.	3,544,265.43	419,702.44	1,049.63	5,653.19	3,318,854.38	3,314,558.57	4,295.81
		36,476.20	3,351,034.77	189,687.83	0.00	99.87 %	0.13 %
TAX DISTRICT: FOREST HILL LEVY TYPE: Interest							
Sub.	0.00	0.00	0.00	0.00	0.00	393.86	0.00
		0.00	393.86	0.00	0.00	NA	NA
TAX DISTRICT: FOREST HILL LEVY TYPE: LATE LIST PENALTY							
Sub.	109.23	20.07	57.08	71.43	114.25	111.82	2.43
		0.00	111.82	10.74	0.00	97.87 %	2.13 %
TAX DISTRICT: FOREST HILL LEVY TYPE: TAX							
Sub.	96,878.49	316.28	231.88	203.90	96,721.53	95,070.07	1,651.46
		0.00	95,070.07	187.30	0.00	98.29 %	1.71 %
TAX DISTRICT: FORSYTH LEVY TYPE: Advertisement Fee							
Sub.	0.00	0.00	0.00	0.00	0.00	401,810.79	93,834.50
		42.00	401,852.79	0.00	495,645.29	81.07 %	18.93 %
TAX DISTRICT: FORSYTH LEVY TYPE: ATTORNEY FEE							
Sub.	0.00	0.00	0.00	0.00	0.00	1,670,424.50	1,226,827.10
		0.00	1,670,424.50	0.00	2,897,251.60	57.66 %	42.34 %
TAX DISTRICT: FORSYTH LEVY TYPE: CERTIFICATION FEE							
Sub.	0.00	0.00	0.00	0.00	0.00	0.00	0.00
		0.00	0.00	0.00	0.00	100 %	0 %
TAX DISTRICT: FORSYTH LEVY TYPE: Foreclosure Fee							
Sub.	0.00	0.00	0.00	0.00	0.00	0.00	0.00
		0.00	0.00	0.00	0.00	100 %	0 %
TAX DISTRICT: FORSYTH LEVY TYPE: Garnishment Fee							
Sub.	0.00	0.00	0.00	0.00	0.00	322,466.68	73,805.64
		514.64	322,981.32	0.00	396,272.32	81.38 %	18.62 %

Uncollected Annual Bills from 2010-2019

Fiscal Year Activity from July 1, 20XX to June 30, 2020							
Tax Year	Orig. Billed Amt (\$)	Abs. Adj (\$)	Bill Releases (\$)	Disc. Levy (\$)	Net Levy (\$)	Amt Collect. (\$)	Unpaid Balance (\$)
		Assessor Refunds (\$)	Net Collections (\$)	Additional Levy (\$)	Collection Fee Amt (\$)	% Coll.	% Uncoll.
TAX DISTRICT: FORSYTH		LEVY TYPE: Interest					
Sub.	0.00	0.00	0.00	0.00	0.00	6,341,813.35	0.00
		0.00	6,341,813.35	0.00	0.00	NA	NA
TAX DISTRICT: FORSYTH		LEVY TYPE: LATE LIST PENALTY					
Sub.	1,567,336.30	310,409.99	233,141.11	1,192,067.69	2,276,325.09	2,198,334.88	77,990.21
		7,177.22	2,205,512.10	60,472.20	0.00	96.57 %	3.43 %
TAX DISTRICT: FORSYTH		LEVY TYPE: NEWSPAPER FEE					
Sub.	0.00	0.00	0.00	0.00	0.00	200.00	0.00
		0.00	200.00	0.00	200.00	100 %	0 %
TAX DISTRICT: FORSYTH		LEVY TYPE: NSF Penalty					
Sub.	0.00	0.00	0.00	0.00	0.00	120,633.90	21,647.40
		0.00	120,633.90	0.00	142,281.30	84.79 %	15.21 %
TAX DISTRICT: FORSYTH		LEVY TYPE: TAX					
Sub.	2,249,574,775.07	16,791,088.25	6,462,214.20	4,202,022.33	2,239,495,203.03	2,234,013,670.76	5,481,532.27
		2,905,857.69	2,236,919,528.45	8,971,708.08	0.00	99.76 %	0.24 %
TAX DISTRICT: GRIFFITH		LEVY TYPE: Interest					
Sub.	0.00	0.00	0.00	0.00	0.00	4,759.65	0.00
		0.00	4,759.65	0.00	0.00	NA	NA
TAX DISTRICT: GRIFFITH		LEVY TYPE: LATE LIST PENALTY					
Sub.	259.85	43.42	109.98	170.60	329.15	276.68	52.47
		0.00	276.68	52.10	0.00	84.06 %	15.94 %
TAX DISTRICT: GRIFFITH		LEVY TYPE: TAX					
Sub.	1,035,232.50	6,621.24	2,950.37	2,027.24	1,033,811.93	1,027,475.15	6,336.78
		1,244.53	1,028,719.68	6,123.80	0.00	99.39 %	0.61 %
TAX DISTRICT: GUMTREE		LEVY TYPE: Interest					
Sub.	0.00	0.00	0.00	0.00	0.00	1,366.29	0.00
		0.00	1,366.29	0.00	0.00	NA	NA

Uncollected Annual Bills from 2010-2019

Fiscal Year Activity from July 1, 20XX to June 30, 2020							
Tax Year	Orig. Billed Amt (\$)	Abs. Adj (\$)	Bill Releases (\$)	Disc. Levy (\$)	Net Levy (\$)	Amt Collect. (\$)	Unpaid Balance (\$)
		Assessor Refunds (\$)	Net Collections (\$)	Additional Levy (\$)	Collection Fee Amt (\$)	% Coll.	% Uncoll.
TAX DISTRICT: GUMTREE		LEVY TYPE: LATE LIST PENALTY					
Sub.	164.39	14.93	57.93	99.20	225.11	186.08	39.03
		0.00	186.08	34.38	0.00	82.66 %	17.34 %
TAX DISTRICT: GUMTREE		LEVY TYPE: TAX					
Sub.	578,373.95	1,847.15	1,550.60	685.94	577,657.58	574,527.00	3,130.58
		0.00	574,527.00	1,995.44	0.00	99.46 %	0.54 %
TAX DISTRICT: HIGH POINT		LEVY TYPE: Interest					
Sub.	0.00	0.00	0.00	0.00	0.00	1,923.80	0.00
		0.00	1,923.80	0.00	0.00	NA	NA
TAX DISTRICT: HIGH POINT		LEVY TYPE: LATE LIST PENALTY					
Sub.	19,733.55	2.33	18.04	2.33	19,717.84	19,717.84	0.00
		0.00	19,717.84	2.33	0.00	100 %	0 %
TAX DISTRICT: HIGH POINT		LEVY TYPE: TAX					
Sub.	1,914,481.83	11.66	28,259.58	21,727.05	1,959,703.13	1,959,703.13	0.00
		0.00	1,959,703.13	51,765.49	0.00	100 %	0 %
TAX DISTRICT: HORNEYTOWN		LEVY TYPE: Interest					
Sub.	0.00	0.00	0.00	0.00	0.00	8,184.75	0.00
		0.00	8,184.75	0.00	0.00	NA	NA
TAX DISTRICT: HORNEYTOWN		LEVY TYPE: LATE LIST PENALTY					
Sub.	1,938.83	56.48	469.64	377.00	2,131.96	2,040.45	91.51
		0.48	2,040.93	342.25	0.00	95.71 %	4.29 %
TAX DISTRICT: HORNEYTOWN		LEVY TYPE: TAX					
Sub.	2,104,059.61	8,685.80	16,011.83	4,630.96	2,091,055.17	2,085,776.52	5,278.65
		489.18	2,086,265.70	7,062.23	0.00	99.75 %	0.25 %
TAX DISTRICT: KERNERSVILLE		LEVY TYPE: Interest					
Sub.	0.00	0.00	0.00	0.00	0.00	413,130.24	0.00
		0.00	413,130.24	0.00	0.00	NA	NA

Uncollected Annual Bills from 2010-2019

Fiscal Year Activity from July 1, 20XX to June 30, 2020							
Tax Year	Orig. Billed Amt (\$)	Abs. Adj (\$)	Bill Releases (\$)	Disc. Levy (\$)	Net Levy (\$)	Amt Collect. (\$)	Unpaid Balance (\$)
		Assessor Refunds (\$)	Net Collections (\$)	Additional Levy (\$)	Collection Fee Amt (\$)	% Coll.	% Uncoll.
TAX DISTRICT: KERNERSVILLE		LEVY TYPE: KE RECYCLE FEE					
Sub.	2,387,005.60	4,389.00	2,367.64	10.00	2,385,203.76	2,382,160.42	3,043.34
		0.00	2,382,160.42	4,944.80	0.00	99.87 %	0.13 %
TAX DISTRICT: KERNERSVILLE		LEVY TYPE: KE STORM WATER					
Sub.	5,807,735.16	6,123.00	6,558.70	169.04	5,802,247.69	5,792,252.99	9,994.70
		980.16	5,793,233.15	7,025.19	0.00	99.83 %	0.17 %
TAX DISTRICT: KERNERSVILLE		LEVY TYPE: KE STRMWTR2					
Sub.	4,184,259.30	14,227.98	15,600.68	2,652.00	4,195,312.67	4,174,081.41	21,231.26
		2,466.36	4,176,547.77	38,230.03	0.00	99.49 %	0.51 %
TAX DISTRICT: KERNERSVILLE		LEVY TYPE: LATE LIST PENALTY					
Sub.	111,063.37	21,779.89	13,599.27	96,435.35	178,108.41	171,728.45	6,379.96
		55.50	171,783.95	5,988.85	0.00	96.42 %	3.58 %
TAX DISTRICT: KERNERSVILLE		LEVY TYPE: TAX					
Sub.	129,514,179.76	890,393.96	500,391.14	290,469.27	128,999,082.96	128,753,904.05	245,178.91
		157,009.81	128,910,913.86	585,219.03	0.00	99.81 %	0.19 %
TAX DISTRICT: KERNERSVILLE		LEVY TYPE: VEHICLE FEE					
Sub.	36,910.00	1,240.00	1,750.89	1,605.00	36,714.11	34,798.56	1,915.55
		20.95	34,819.51	1,190.00	0.00	94.78 %	5.22 %
TAX DISTRICT: KING		LEVY TYPE: Interest					
Sub.	0.00	0.00	0.00	0.00	0.00	3,766.74	0.00
		0.00	3,766.74	0.00	0.00	NA	NA
TAX DISTRICT: KING		LEVY TYPE: LATE LIST PENALTY					
Sub.	1,593.26	60.06	16.81	80.17	1,598.53	1,564.13	34.40
		0.00	1,564.13	1.97	0.00	97.85 %	2.15 %
TAX DISTRICT: KING		LEVY TYPE: TAX					
Sub.	2,488,166.80	6,779.60	6,364.33	308.72	2,476,229.30	2,471,226.42	5,002.88
		1,800.64	2,473,027.06	897.71	0.00	99.80 %	0.20 %

Uncollected Annual Bills from 2010-2019

Fiscal Year Activity from July 1, 20XX to June 30, 2020							
Tax Year	Orig. Billed Amt (\$)	Abs. Adj (\$)	Bill Releases (\$)	Disc. Levy (\$)	Net Levy (\$)	Amt Collect. (\$)	Unpaid Balance (\$)
		Assessor Refunds (\$)	Net Collections (\$)	Additional Levy (\$)	Collection Fee Amt (\$)	% Coll.	% Uncoll.
TAX DISTRICT: KING LEVY TYPE: VEHICLE FEE							
Sub.	450.00	0.00	40.00	55.00	495.00	475.00	20.00
		0.00	475.00	30.00	0.00	95.96 %	4.04 %
TAX DISTRICT: KING FIRE DIST LEVY TYPE: Interest							
Sub.	0.00	0.00	0.00	0.00	0.00	1,554.23	0.00
		0.00	1,554.23	0.00	0.00	NA	NA
TAX DISTRICT: KING FIRE DIST LEVY TYPE: LATE LIST PENALTY							
Sub.	105.36	4.63	40.57	83.72	150.64	145.46	5.18
		0.56	146.02	6.76	0.00	96.56 %	3.44 %
TAX DISTRICT: KING FIRE DIST LEVY TYPE: TAX							
Sub.	4,039,449.21	1,038.74	608.89	816.54	4,040,066.61	4,038,424.55	1,642.06
		5.56	4,038,430.11	1,448.49	0.00	99.96 %	0.04 %
TAX DISTRICT: LEWISVILLE LEVY TYPE: Interest							
Sub.	0.00	0.00	0.00	0.00	0.00	42,777.78	0.00
		0.00	42,777.78	0.00	0.00	NA	NA
TAX DISTRICT: LEWISVILLE LEVY TYPE: LATE LIST PENALTY							
Sub.	5,403.96	6,361.36	2,680.16	9,373.04	6,596.79	6,007.57	589.22
		95.15	6,102.72	861.31	0.00	91.07 %	8.93 %
TAX DISTRICT: LEWISVILLE LEVY TYPE: TAX							
Sub.	20,624,126.04	23,894.11	26,000.14	32,290.68	20,640,583.31	20,611,135.11	29,448.20
		261.50	20,611,396.61	34,060.84	0.00	99.86 %	0.14 %
TAX DISTRICT: LEWISVILLE FIRE DIST LEVY TYPE: Interest							
Sub.	0.00	0.00	0.00	0.00	0.00	27,519.88	0.00
		0.00	27,519.88	0.00	0.00	NA	NA
TAX DISTRICT: LEWISVILLE FIRE DIST LEVY TYPE: LATE LIST PENALTY							
Sub.	3,187.45	2,496.10	1,300.12	4,463.13	4,277.89	3,984.88	293.01
		0.94	3,985.82	423.53	0.00	93.15 %	6.85 %

Uncollected Annual Bills from 2010-2019

Fiscal Year Activity from July 1, 20XX to June 30, 2020							
Tax Year	Orig. Billed Amt (\$)	Abs. Adj (\$)	Bill Releases (\$)	Disc. Levy (\$)	Net Levy (\$)	Amt Collect. (\$)	Unpaid Balance (\$)
		Assessor Refunds (\$)	Net Collections (\$)	Additional Levy (\$)	Collection Fee Amt (\$)	% Coll.	% Uncoll.
TAX DISTRICT: LEWISVILLE FIRE DIST LEVY TYPE: TAX							
Sub.	11,404,522.43	30,145.35	17,205.30	16,244.22	11,395,120.00	11,380,116.89	15,003.11
		10,617.35	11,390,734.24	21,704.00	0.00	99.87 %	0.13 %
TAX DISTRICT: MIN SPRING SERV DIST LEVY TYPE: Interest							
Sub.	0.00	0.00	0.00	0.00	0.00	537.17	0.00
		0.00	537.17	0.00	0.00	NA	NA
TAX DISTRICT: MIN SPRING SERV DIST LEVY TYPE: LATE LIST PENALTY							
Sub.	8.03	7.32	0.06	7.16	7.87	7.87	0.00
		0.00	7.87	0.06	0.00	100 %	0 %
TAX DISTRICT: MIN SPRING SERV DIST LEVY TYPE: TAX							
Sub.	58,125.07	73.16	6.48	27.22	58,076.21	57,874.07	202.14
		0.00	57,874.07	3.56	0.00	99.65 %	0.35 %
TAX DISTRICT: MINERAL SPRINGS LEVY TYPE: Interest							
Sub.	0.00	0.00	0.00	0.00	0.00	10,042.20	0.00
		0.00	10,042.20	0.00	0.00	NA	NA
TAX DISTRICT: MINERAL SPRINGS LEVY TYPE: LATE LIST PENALTY							
Sub.	690.11	109.00	330.33	504.83	824.50	685.34	139.16
		33.79	719.13	68.89	0.00	83.12 %	16.88 %
TAX DISTRICT: MINERAL SPRINGS LEVY TYPE: TAX							
Sub.	1,478,184.82	5,047.47	4,379.28	2,350.15	1,477,849.85	1,464,718.40	13,131.45
		304.69	1,465,023.09	6,741.63	0.00	99.11 %	0.89 %
TAX DISTRICT: MOUNT TABOR LEVY TYPE: Interest							
Sub.	0.00	0.00	0.00	0.00	0.00	1,233.88	0.00
		0.00	1,233.88	0.00	0.00	NA	NA
TAX DISTRICT: MOUNT TABOR LEVY TYPE: LATE LIST PENALTY							
Sub.	71.89	9.51	50.51	79.02	103.06	98.11	4.95
		0.00	98.11	12.17	0.00	95.20 %	4.80 %

Uncollected Annual Bills from 2010-2019

Fiscal Year Activity from July 1, 20XX to June 30, 2020							
Tax Year	Orig. Billed Amt (\$)	Abs. Adj (\$)	Bill Releases (\$)	Disc. Levy (\$)	Net Levy (\$)	Amt Collect. (\$)	Unpaid Balance (\$)
		Assessor Refunds (\$)	Net Collections (\$)	Additional Levy (\$)	Collection Fee Amt (\$)	% Coll.	% Uncoll.
TAX DISTRICT: MOUNT TABOR LEVY TYPE: TAX							
Sub.	651,365.86	632.87	561.71	232.59	651,076.80	648,990.68	2,086.12
		0.00	648,990.68	672.93	0.00	99.68 %	0.32 %
TAX DISTRICT: MUNICIPAL SERV DIST LEVY TYPE: Interest							
Sub.	0.00	0.00	0.00	0.00	0.00	535.72	0.00
		0.00	535.72	0.00	0.00	NA	NA
TAX DISTRICT: MUNICIPAL SERV DIST LEVY TYPE: LATE LIST PENALTY							
Sub.	178.49	36.13	2.50	14.07	156.41	78.01	78.40
		0.19	78.20	2.48	0.00	49.88 %	50.12 %
TAX DISTRICT: MUNICIPAL SERV DIST LEVY TYPE: TAX							
Sub.	281,517.37	544.22	142.58	44.18	280,959.76	280,085.83	873.93
		1.88	280,087.71	85.01	0.00	99.69 %	0.31 %
TAX DISTRICT: OLD RICHMOND LEVY TYPE: Interest							
Sub.	0.00	0.00	0.00	0.00	0.00	16,349.23	0.00
		0.00	16,349.23	0.00	0.00	NA	NA
TAX DISTRICT: OLD RICHMOND LEVY TYPE: LATE LIST PENALTY							
Sub.	1,636.20	123.08	446.76	453.65	1,820.22	1,697.03	123.19
		1.86	1,698.89	300.21	0.00	93.23 %	6.77 %
TAX DISTRICT: OLD RICHMOND LEVY TYPE: TAX							
Sub.	3,628,331.96	7,972.44	7,503.60	2,970.40	3,625,886.90	3,610,999.10	14,887.80
		90.88	3,611,089.98	10,060.58	0.00	99.59 %	0.41 %
TAX DISTRICT: PINEY GROVE LEVY TYPE: Interest							
Sub.	0.00	0.00	0.00	0.00	0.00	16,345.88	0.00
		0.00	16,345.88	0.00	0.00	NA	NA
TAX DISTRICT: PINEY GROVE LEVY TYPE: LATE LIST PENALTY							
Sub.	2,944.22	431.65	346.19	849.75	3,339.48	2,743.62	595.86
		26.51	2,770.13	323.35	0.00	82.16 %	17.84 %

Uncollected Annual Bills from 2010-2019

Fiscal Year Activity from July 1, 20XX to June 30, 2020							
Tax Year	Orig. Billed Amt (\$)	Abs. Adj (\$)	Bill Releases (\$)	Disc. Levy (\$)	Net Levy (\$)	Amt Collect. (\$)	Unpaid Balance (\$)
		Assessor Refunds (\$)	Net Collections (\$)	Additional Levy (\$)	Collection Fee Amt (\$)	% Coll.	% Uncoll.
TAX DISTRICT: PINEY GROVE		LEVY TYPE: TAX					
Sub.	6,014,762.98	10,763.38	7,961.86	3,857.64	6,015,129.66	6,000,118.61	15,011.05
		287.92	6,000,406.53	15,234.28	0.00	99.75 %	0.25 %
TAX DISTRICT: RURAL HALL		LEVY TYPE: Interest					
Sub.	0.00	0.00	0.00	0.00	0.00	23,270.71	0.00
		0.00	23,270.71	0.00	0.00	NA	NA
TAX DISTRICT: RURAL HALL		LEVY TYPE: LATE LIST PENALTY					
Sub.	5,579.20	640.76	1,558.15	1,617.16	5,190.56	5,083.42	107.14
		0.00	5,083.42	193.11	0.00	97.94 %	2.06 %
TAX DISTRICT: RURAL HALL		LEVY TYPE: TAX					
Sub.	10,516,987.15	14,380.73	29,077.55	5,065.05	10,493,070.21	10,478,306.40	14,763.81
		1,689.18	10,479,995.58	14,476.29	0.00	99.86 %	0.14 %
TAX DISTRICT: SALEM CHAPEL		LEVY TYPE: Interest					
Sub.	0.00	0.00	0.00	0.00	0.00	5,002.43	0.00
		0.00	5,002.43	0.00	0.00	NA	NA
TAX DISTRICT: SALEM CHAPEL		LEVY TYPE: LATE LIST PENALTY					
Sub.	645.71	50.47	96.65	106.60	693.23	634.12	59.11
		0.19	634.31	88.04	0.00	91.47 %	8.53 %
TAX DISTRICT: SALEM CHAPEL		LEVY TYPE: TAX					
Sub.	809,475.24	2,945.38	2,818.97	568.46	807,984.92	803,055.16	4,929.76
		60.03	803,115.19	3,705.57	0.00	99.39 %	0.61 %
TAX DISTRICT: SOUTH FORK		LEVY TYPE: Interest					
Sub.	0.00	0.00	0.00	0.00	0.00	20.55	0.00
		0.00	20.55	0.00	0.00	NA	NA
TAX DISTRICT: SOUTH FORK		LEVY TYPE: LATE LIST PENALTY					
Sub.	8.05	0.00	15.85	19.12	11.91	11.91	0.00
		0.00	11.91	0.59	0.00	100 %	0 %

Uncollected Annual Bills from 2010-2019

Fiscal Year Activity from July 1, 20XX to June 30, 2020							
Tax Year	Orig. Billed Amt (\$)	Abs. Adj (\$)	Bill Releases (\$)	Disc. Levy (\$)	Net Levy (\$)	Amt Collect. (\$)	Unpaid Balance (\$)
		Assessor Refunds (\$)	Net Collections (\$)	Additional Levy (\$)	Collection Fee Amt (\$)	% Coll.	% Uncoll.
TAX DISTRICT: SOUTH FORK LEVY TYPE: TAX							
Sub.	50,389.57	108.03	307.57	43.23	50,363.14	50,362.05	1.09
		0.00	50,362.05	345.94	0.00	100.00 %	0.00 %
TAX DISTRICT: SUBURBAN RURAL HALL LEVY TYPE: Interest							
Sub.	0.00	0.00	0.00	0.00	0.00	13,442.54	0.00
		0.00	13,442.54	0.00	0.00	NA	NA
TAX DISTRICT: SUBURBAN RURAL HALL LEVY TYPE: LATE LIST PENALTY							
Sub.	5,485.80	123.20	418.17	935.18	6,148.16	6,040.40	107.76
		15.77	6,056.17	268.55	0.00	98.25 %	1.75 %
TAX DISTRICT: SUBURBAN RURAL HALL LEVY TYPE: TAX							
Sub.	3,794,677.82	18,761.45	5,182.78	3,563.29	3,785,034.46	3,774,383.17	10,651.29
		2,126.00	3,776,509.17	10,737.58	0.00	99.72 %	0.28 %
TAX DISTRICT: TALLEYS CROSSING LEVY TYPE: Interest							
Sub.	0.00	0.00	0.00	0.00	0.00	7,451.41	0.00
		0.00	7,451.41	0.00	0.00	NA	NA
TAX DISTRICT: TALLEYS CROSSING LEVY TYPE: LATE LIST PENALTY							
Sub.	1,076.05	209.70	197.66	1,067.00	1,825.49	1,764.62	60.87
		0.54	1,765.16	89.80	0.00	96.67 %	3.33 %
TAX DISTRICT: TALLEYS CROSSING LEVY TYPE: TAX							
Sub.	1,448,089.50	3,978.69	5,647.58	3,493.08	1,446,433.57	1,438,390.58	8,042.99
		28.81	1,438,419.39	4,477.26	0.00	99.44 %	0.56 %
TAX DISTRICT: TOBACCOVILLE LEVY TYPE: Interest							
Sub.	0.00	0.00	0.00	0.00	0.00	3,819.54	0.00
		0.00	3,819.54	0.00	0.00	NA	NA
TAX DISTRICT: TOBACCOVILLE LEVY TYPE: LATE LIST PENALTY							
Sub.	531.37	20.30	181.83	226.17	671.08	637.32	33.76
		0.45	637.77	115.67	0.00	94.97 %	5.03 %

Uncollected Annual Bills from 2010-2019

Fiscal Year Activity from July 1, 20XX to June 30, 2020							
Tax Year	Orig. Billed Amt (\$)	Abs. Adj (\$)	Bill Releases (\$)	Disc. Levy (\$)	Net Levy (\$)	Amt Collect. (\$)	Unpaid Balance (\$)
		Assessor Refunds (\$)	Net Collections (\$)	Additional Levy (\$)	Collection Fee Amt (\$)	% Coll.	% Uncoll.
TAX DISTRICT: TOBACCOVILLE LEVY TYPE: TAX							
Sub.	842,276.30	958.91	2,356.72	1,038.21	842,305.23	840,042.92	2,262.31
		4.51	840,047.43	2,306.35	0.00	99.73 %	0.27 %
TAX DISTRICT: TRIANGLE LEVY TYPE: Interest							
Sub.	0.00	0.00	0.00	0.00	0.00	2,811.88	0.00
		0.00	2,811.88	0.00	0.00	NA	NA
TAX DISTRICT: TRIANGLE LEVY TYPE: LATE LIST PENALTY							
Sub.	740.60	312.70	271.75	351.73	758.88	704.02	54.86
		80.83	784.85	251.00	0.00	92.77 %	7.23 %
TAX DISTRICT: TRIANGLE LEVY TYPE: TAX							
Sub.	822,324.56	3,812.91	6,944.93	1,311.79	825,634.04	823,975.90	1,658.14
		0.00	823,975.90	12,755.53	0.00	99.80 %	0.20 %
TAX DISTRICT: UNION CROSS LEVY TYPE: Interest							
Sub.	0.00	0.00	0.00	0.00	0.00	8,837.81	0.00
		0.00	8,837.81	0.00	0.00	NA	NA
TAX DISTRICT: UNION CROSS LEVY TYPE: LATE LIST PENALTY							
Sub.	781.50	64.40	206.73	318.90	931.57	875.64	55.93
		0.00	875.64	102.30	0.00	94.00 %	6.00 %
TAX DISTRICT: UNION CROSS LEVY TYPE: TAX							
Sub.	2,430,204.70	15,952.22	8,007.07	3,792.71	2,421,255.98	2,414,209.43	7,046.55
		339.13	2,414,548.56	11,217.86	0.00	99.71 %	0.29 %
TAX DISTRICT: VIENNA LEVY TYPE: Interest							
Sub.	0.00	0.00	0.00	0.00	0.00	12,186.72	0.00
		0.00	12,186.72	0.00	0.00	NA	NA
TAX DISTRICT: VIENNA LEVY TYPE: LATE LIST PENALTY							
Sub.	1,413.11	476.63	433.63	1,180.91	2,001.03	1,881.01	120.02
		40.00	1,921.01	317.27	0.00	94.00 %	6.00 %

Uncollected Annual Bills from 2010-2019

Fiscal Year Activity from July 1, 20XX to June 30, 2020							
Tax Year	Orig. Billed Amt (\$)	Abs. Adj (\$)	Bill Releases (\$)	Disc. Levy (\$)	Net Levy (\$)	Amt Collect. (\$)	Unpaid Balance (\$)
		Assessor Refunds (\$)	Net Collections (\$)	Additional Levy (\$)	Collection Fee Amt (\$)	% Coll.	% Uncoll.
TAX DISTRICT: VIENNA LEVY TYPE: TAX							
Sub.	4,760,560.92	8,855.21	4,437.17	4,193.15	4,766,418.21	4,759,722.21	6,696.00
		56.78	4,759,778.99	14,956.52	0.00	99.86 %	0.14 %
TAX DISTRICT: WALKERTOWN LEVY TYPE: Interest							
Sub.	0.00	0.00	0.00	0.00	0.00	26,868.80	0.00
		0.00	26,868.80	0.00	0.00	NA	NA
TAX DISTRICT: WALKERTOWN LEVY TYPE: LATE LIST PENALTY							
Sub.	16,152.31	441.71	9,349.97	10,544.92	16,978.69	16,635.22	343.47
		8.98	16,644.20	73.14	0.00	97.98 %	2.02 %
TAX DISTRICT: WALKERTOWN LEVY TYPE: TAX							
Sub.	7,823,209.84	33,049.93	30,581.71	35,321.47	7,815,611.15	7,789,591.28	26,019.87
		4,450.99	7,794,042.27	20,711.48	0.00	99.67 %	0.33 %
TAX DISTRICT: WALKERTOWN (NE) FIRE LEVY TYPE: Interest							
Sub.	0.00	0.00	0.00	0.00	0.00	14,853.48	0.00
		0.00	14,853.48	0.00	0.00	NA	NA
TAX DISTRICT: WALKERTOWN (NE) FIRE LEVY TYPE: LATE LIST PENALTY							
Sub.	2,303.11	312.86	315.53	580.25	2,500.56	2,350.39	150.17
		8.57	2,358.96	245.59	0.00	93.99 %	6.01 %
TAX DISTRICT: WALKERTOWN (NE) FIRE LEVY TYPE: TAX							
Sub.	2,916,046.56	7,304.70	7,439.75	2,822.38	2,914,989.38	2,899,629.21	15,360.17
		158.34	2,899,787.55	10,864.89	0.00	99.47 %	0.53 %
TAX DISTRICT: WEST BEND LEVY TYPE: Interest							
Sub.	0.00	0.00	0.00	0.00	0.00	1,374.09	0.00
		0.00	1,374.09	0.00	0.00	NA	NA
TAX DISTRICT: WEST BEND LEVY TYPE: LATE LIST PENALTY							
Sub.	229.20	19.17	38.17	68.24	277.15	276.93	0.22
		0.00	276.93	37.05	0.00	99.92 %	0.08 %

Uncollected Annual Bills from 2010-2019

Fiscal Year Activity from July 1, 20XX to June 30, 2020							
Tax Year	Orig. Billed Amt (\$)	Abs. Adj (\$)	Bill Releases (\$)	Disc. Levy (\$)	Net Levy (\$)	Amt Collect. (\$)	Unpaid Balance (\$)
		Assessor Refunds (\$)	Net Collections (\$)	Additional Levy (\$)	Collection Fee Amt (\$)	% Coll.	% Uncoll.
TAX DISTRICT: WEST BEND LEVY TYPE: TAX							
Sub.	414,638.93	824.39	1,138.27	270.63	414,336.15	414,322.58	13.57
		0.00	414,322.58	1,389.25	0.00	100.00 %	0.00 %
TAX DISTRICT: WINSTON-SALEM LEVY TYPE: Interest							
Sub.	0.00	0.00	0.00	0.00	0.00	2,984,627.48	0.00
		0.00	2,984,627.48	0.00	0.00	NA	NA
TAX DISTRICT: WINSTON-SALEM LEVY TYPE: LATE LIST PENALTY							
Sub.	811,628.72	175,091.24	78,290.45	636,583.71	1,207,858.44	1,171,932.47	35,925.97
		3,929.96	1,175,862.43	13,027.70	0.00	97.03 %	2.97 %
TAX DISTRICT: WINSTON-SALEM LEVY TYPE: TAX							
Sub.	1,087,040,110.37	11,044,758.40	3,216,200.74	2,240,559.54	1,080,073,837.66	1,077,016,330.81	3,057,506.85
		1,989,726.53	1,079,006,057.34	5,054,126.89	0.00	99.72 %	0.28 %
TAX DISTRICT: WINSTON-SALEM LEVY TYPE: VEHICLE FEE							
Sub.	769,875.00	84,030.00	29,261.41	116,795.00	799,893.59	712,081.03	87,812.56
		2,622.35	714,703.38	26,515.00	0.00	89.02 %	10.98 %
Total	3,627,487,754.51	30,098,772.13	10,901,149.64	9,014,435.06	3,610,862,967.92	3,614,178,092.67	10,728,756.55
		5,140,087.01	3,619,318,179.68	15,360,700.12	3,931,650.51	99.70 %	0.30 %

Uncollected RMV Bills from 2016-2019

Fiscal Year Activity from July 1, 20XX to June 30, 2020							
Tax Year	Orig. Billed Amt (\$)	Abs. Adj (\$)	Bill Releases (\$)	Disc. Levy (\$)	Net Levy (\$)	Amt Collect. (\$)	Unpaid Balance (\$)
		Assessor Refunds (\$)	Net Collections (\$)	Additional Levy (\$)	Collection Fee Amt (\$)	% Coll.	% Uncoll.
TAX DISTRICT: BEESONS CROSS ROADS LEVY TYPE: Interest							
Sub.	0.00	0.00	0.00	0.00	0.00	3.21	0.00
		0.00	3.21	0.00	0.00	NA	NA
TAX DISTRICT: BEESONS CROSS ROADS LEVY TYPE: TAX							
Sub.	13.51	0.00	0.00	0.00	13.51	13.51	0.00
		0.00	13.51	0.00	0.00	100 %	0 %
TAX DISTRICT: BELEWS CREEK LEVY TYPE: TAX							
Sub.	22.17	0.00	0.00	0.00	22.17	22.17	0.00
		0.00	22.17	0.00	0.00	100 %	0 %
TAX DISTRICT: CLEMMONS LEVY TYPE: Interest							
Sub.	0.00	0.00	0.00	0.00	0.00	5.17	0.00
		0.00	5.17	0.00	0.00	NA	NA
TAX DISTRICT: CLEMMONS LEVY TYPE: TAX							
Sub.	47.08	0.00	0.00	0.00	47.08	47.08	0.00
		0.00	47.08	0.00	0.00	100 %	0 %
TAX DISTRICT: CLEMMONS FIRE DIST LEVY TYPE: Interest							
Sub.	0.00	0.00	0.00	0.00	0.00	2.47	0.00
		0.00	2.47	0.00	0.00	NA	NA
TAX DISTRICT: CLEMMONS FIRE DIST LEVY TYPE: TAX							
Sub.	110.62	0.00	0.00	0.00	110.62	110.62	0.00
		0.00	110.62	0.00	0.00	100 %	0 %
TAX DISTRICT: COUNTYWIDE FIRE LEVY TYPE: TAX							
Sub.	2.32	0.00	0.00	0.00	2.32	2.32	0.00
		0.00	2.32	0.00	0.00	100 %	0 %
TAX DISTRICT: FORSYTH LEVY TYPE: Garnishment Fee							
Sub.	0.00	0.00	0.00	0.00	0.00	60.00	0.00
		0.00	60.00	0.00	60.00	100 %	0 %

Uncollected RMV Bills from 2016-2019

Fiscal Year Activity from July 1, 20XX to June 30, 2020							
Tax Year	Orig. Billed Amt (\$)	Abs. Adj (\$)	Bill Releases (\$)	Disc. Levy (\$)	Net Levy (\$)	Amt Collect. (\$)	Unpaid Balance (\$)
		Assessor Refunds (\$)	Net Collections (\$)	Additional Levy (\$)	Collection Fee Amt (\$)	% Coll.	% Uncoll.
TAX DISTRICT: FORSYTH		LEVY TYPE: Interest					
Sub.	0.00	0.00	0.00	0.00	0.00	1,200.93	0.00
		0.00	1,200.93	0.00	0.00	NA	NA
TAX DISTRICT: FORSYTH		LEVY TYPE: LATE LIST PENALTY					
Sub.	265.76	192.34	0.00	0.00	73.42	73.42	0.00
		0.00	73.42	0.00	0.00	100 %	0 %
TAX DISTRICT: FORSYTH		LEVY TYPE: NSF Penalty					
Sub.	0.00	0.00	0.00	0.00	0.00	0.00	25.00
		0.00	0.00	0.00	25.00	0 %	100 %
TAX DISTRICT: FORSYTH		LEVY TYPE: TAX					
Sub.	13,098.35	871.24	60.54	0.00	12,628.27	12,110.86	517.41
		0.00	12,110.86	461.70	0.00	95.90 %	4.10 %
TAX DISTRICT: GUMTREE		LEVY TYPE: Interest					
Sub.	0.00	0.00	0.00	0.00	0.00	0.56	0.00
		0.00	0.56	0.00	0.00	NA	NA
TAX DISTRICT: GUMTREE		LEVY TYPE: LATE LIST PENALTY					
Sub.	1.64	1.64	0.00	0.00	0.00	0.00	0.00
		0.00	0.00	0.00	0.00	100 %	0 %
TAX DISTRICT: GUMTREE		LEVY TYPE: TAX					
Sub.	107.40	11.24	0.00	0.00	96.16	96.16	0.00
		0.00	96.16	0.00	0.00	100 %	0 %
TAX DISTRICT: HORNEYTOWN		LEVY TYPE: Interest					
Sub.	0.00	0.00	0.00	0.00	0.00	0.27	0.00
		0.00	0.27	0.00	0.00	NA	NA
TAX DISTRICT: HORNEYTOWN		LEVY TYPE: TAX					
Sub.	30.18	0.00	0.00	0.00	30.18	30.18	0.00
		0.00	30.18	0.00	0.00	100 %	0 %

Uncollected RMV Bills from 2016-2019

Fiscal Year Activity from July 1, 20XX to June 30, 2020							
Tax Year	Orig. Billed Amt (\$)	Abs. Adj (\$)	Bill Releases (\$)	Disc. Levy (\$)	Net Levy (\$)	Amt Collect. (\$)	Unpaid Balance (\$)
		Assessor Refunds (\$)	Net Collections (\$)	Additional Levy (\$)	Collection Fee Amt (\$)	% Coll.	% Uncoll.
TAX DISTRICT: KERNERSVILLE		LEVY TYPE: Interest					
Sub.	0.00	0.00	0.00	0.00	0.00	35.63	0.00
		0.00	35.63	0.00	0.00	NA	NA
TAX DISTRICT: KERNERSVILLE		LEVY TYPE: TAX					
Sub.	433.24	0.00	0.00	0.00	433.24	433.24	0.00
		0.00	433.24	0.00	0.00	100 %	0 %
TAX DISTRICT: KERNERSVILLE		LEVY TYPE: VEHICLE FEE					
Sub.	25.00	0.00	0.00	0.00	25.00	25.00	0.00
		0.00	25.00	0.00	0.00	100 %	0 %
TAX DISTRICT: KING FIRE DIST		LEVY TYPE: TAX					
Sub.	40.78	0.00	0.00	0.00	40.78	40.78	0.00
		0.00	40.78	0.00	0.00	100 %	0 %
TAX DISTRICT: LEWISVILLE		LEVY TYPE: TAX					
Sub.	28.64	0.00	0.00	0.00	28.64	28.64	0.00
		0.00	28.64	0.00	0.00	100 %	0 %
TAX DISTRICT: LEWISVILLE FIRE DIST		LEVY TYPE: Interest					
Sub.	0.00	0.00	0.00	0.00	0.00	2.74	0.00
		0.00	2.74	0.00	0.00	NA	NA
TAX DISTRICT: LEWISVILLE FIRE DIST		LEVY TYPE: TAX					
Sub.	25.05	11.52	0.00	0.00	25.05	25.05	0.00
		0.00	25.05	11.52	0.00	100 %	0 %
TAX DISTRICT: MINERAL SPRINGS		LEVY TYPE: Interest					
Sub.	0.00	0.00	0.00	0.00	0.00	0.27	0.00
		0.00	0.27	0.00	0.00	NA	NA
TAX DISTRICT: MINERAL SPRINGS		LEVY TYPE: TAX					
Sub.	0.69	0.00	0.00	0.00	0.69	0.69	0.00
		0.00	0.69	0.00	0.00	100 %	0 %

Uncollected RMV Bills from 2016-2019

Fiscal Year Activity from July 1, 20XX to June 30, 2020							
Tax Year	Orig. Billed Amt (\$)	Abs. Adj (\$)	Bill Releases (\$)	Disc. Levy (\$)	Net Levy (\$)	Amt Collect. (\$)	Unpaid Balance (\$)
		Assessor Refunds (\$)	Net Collections (\$)	Additional Levy (\$)	Collection Fee Amt (\$)	% Coll.	% Uncoll.
TAX DISTRICT: PINEY GROVE		LEVY TYPE: Interest					
Sub.	0.00	0.00	0.00	0.00	0.00	2.59	0.00
		0.00	2.59	0.00	0.00	NA	NA
TAX DISTRICT: PINEY GROVE		LEVY TYPE: TAX					
Sub.	26.98	0.00	0.00	0.00	26.98	26.98	0.00
		0.00	26.98	0.00	0.00	100 %	0 %
TAX DISTRICT: RURAL HALL		LEVY TYPE: TAX					
Sub.	62.62	0.00	0.00	0.00	62.62	14.20	48.42
		0.00	14.20	0.00	0.00	22.68 %	77.32 %
TAX DISTRICT: SALEM CHAPEL		LEVY TYPE: TAX					
Sub.	15.84	0.00	0.05	0.00	15.79	15.79	0.00
		0.00	15.79	0.00	0.00	100 %	0 %
TAX DISTRICT: SUBURBAN RURAL HALL		LEVY TYPE: Interest					
Sub.	0.00	0.00	0.00	0.00	0.00	1.26	0.00
		0.00	1.26	0.00	0.00	NA	NA
TAX DISTRICT: SUBURBAN RURAL HALL		LEVY TYPE: TAX					
Sub.	2.82	0.00	0.00	0.00	2.82	2.82	0.00
		0.00	2.82	0.00	0.00	100 %	0 %
TAX DISTRICT: TALLEYS CROSSING		LEVY TYPE: Interest					
Sub.	0.00	0.00	0.00	0.00	0.00	1.73	0.00
		0.00	1.73	0.00	0.00	NA	NA
TAX DISTRICT: TALLEYS CROSSING		LEVY TYPE: TAX					
Sub.	11.70	0.00	0.00	0.00	11.70	11.70	0.00
		0.00	11.70	0.00	0.00	100 %	0 %
TAX DISTRICT: UNION CROSS		LEVY TYPE: Interest					
Sub.	0.00	0.00	0.00	0.00	0.00	6.15	0.00
		0.00	6.15	0.00	0.00	NA	NA

Uncollected RMV Bills from 2016-2019

Fiscal Year Activity from July 1, 20XX to June 30, 2020							
Tax Year	Orig. Billed Amt (\$)	Abs. Adj (\$)	Bill Releases (\$)	Disc. Levy (\$)	Net Levy (\$)	Amt Collect. (\$)	Unpaid Balance (\$)
		Assessor Refunds (\$)	Net Collections (\$)	Additional Levy (\$)	Collection Fee Amt (\$)	% Coll.	% Uncoll.
TAX DISTRICT: UNION CROSS		LEVY TYPE: TAX					
Sub.	31.19	0.00	0.00	0.00	79.95	79.95	0.00
		0.00	79.95	48.76	0.00	100 %	0 %
TAX DISTRICT: WALKERTOWN		LEVY TYPE: Interest					
Sub.	0.00	0.00	0.00	0.00	0.00	0.00	0.00
		0.00	0.00	0.00	0.00	NA	NA
TAX DISTRICT: WALKERTOWN		LEVY TYPE: TAX					
Sub.	45.50	0.00	0.00	0.00	45.50	17.78	27.72
		0.00	17.78	0.00	0.00	39.08 %	60.92 %
TAX DISTRICT: WINSTON-SALEM		LEVY TYPE: Interest					
Sub.	0.00	0.00	0.00	0.00	0.00	871.74	0.00
		0.00	871.74	0.00	0.00	NA	NA
TAX DISTRICT: WINSTON-SALEM		LEVY TYPE: LATE LIST PENALTY					
Sub.	193.37	137.59	0.00	0.00	55.78	55.78	0.00
		0.00	55.78	0.00	0.00	100 %	0 %
TAX DISTRICT: WINSTON-SALEM		LEVY TYPE: TAX					
Sub.	6,562.03	528.80	46.53	0.00	5,986.70	5,754.35	232.35
		0.00	5,754.35	0.00	0.00	96.12 %	3.88 %
TAX DISTRICT: WINSTON-SALEM		LEVY TYPE: VEHICLE FEE					
Sub.	1,050.00	75.00	0.00	0.00	975.00	930.00	45.00
		0.00	930.00	0.00	0.00	95.38 %	4.62 %
Total	22,254.48	1,829.37	107.12	0.00	20,839.97	22,163.79	895.90
		0.00	22,163.79	521.98	85.00	95.72 %	4.28 %

AFFIDAVIT

John T. Burgiss, RES, Tax Collector for Forsyth County, and all other jurisdictions within Forsyth County, being duly appointed, deposes and says:

That I have submitted, in accordance with G.S. 105-373 (b), the amount of taxes remaining unpaid for years 2010 through 2019, that I have made a diligent effort within time permitted by law to collect such taxes out of the property of such taxpayers, and by other means available to me for collection of such taxes.


Sworn to and subscribed before me this

AFFIANT

14th day of July, 2020

John T. Burgiss

Betty B. Vetter
Notary Public



Report Parameters:Date Sent to Finance Start : **7/1/2019**Date Sent to Finance End : **6/30/2020**

Miscellaneous Payment Type	Collections (\$)	Reversals (\$)	Net Amount (\$)
Back Years	4.91	0.00	4.91
Civil Penalty	1600.00	0.00	1600.00
Mapping	199.00	0.00	199.00
Grand Total:	1803.91	0.00	1803.91

Date run: 7/15/2020 11:13:10 AM

TR-430 Special Bills Net Collections Report

NCPTS V4

Data as of: 7/14/2020 7:01:23 PM

Report Parameters:

Date Sent to Finance Start: **Min - July 1, 2019**

Date Sent to Finance End: **Max - June 30, 2020**

Bill Type: **BEV**

Tax District: **FORSYTH**

Levy Type: **BEER OFF, BEER ON, BEER WINE OFF, BEER WINE ON, Garnishment Fee, Interest, LIC LATE FEE, NSF Penalty, Wine Off Premises, WINE ON OFF**

Tax Year: **2020, 2019**

Year For: **2020, 2019, 2018, 2017, 2016, 2015**

Default Sort-By: **Tax Year**

Grouping: **Tax District, Levy Type**

Tax Year	Billed Amt (\$)	Bill Releases (\$)	Collection Fee Amt (\$)	Interest Collected(\$)	Amt Collect. (\$)
TAX DISTRICT: FORSYTH LEVY TYPE: BEER OFF					
2020	90.00	5.00	0.00	0	87.50
2019	5.00	0.00	0.00	0	5.00
Sub.	95.00	5.00	0.00	0	92.50

TAX DISTRICT: FORSYTH LEVY TYPE: BEER ON					
2020	675.00	0.00	0.00	0	691.66
2019	100.00	25.00	0.00	0	125.00
Sub.	775.00	25.00	0.00	0	816.66

TAX DISTRICT: FORSYTH LEVY TYPE: BEER WINE OFF					
2020	8,100.00	90.00	0.00	0	8,067.24
2019	240.00	0.00	0.00	0	295.71
Sub.	8,340.00	90.00	0.00	0	8,362.95

TAX DISTRICT: FORSYTH LEVY TYPE: BEER WINE ON					
2020	13,550.00	600.00	0.00	0	13,299.90
2019	250.00	250.00	0.00	0	200.00
Sub.	13,800.00	850.00	0.00	0	13,499.90

TAX DISTRICT: FORSYTH LEVY TYPE: LIC LATE FEE					
2020	398.00	45.00	0.00	0	362.87
2019	40.00	35.00	0.00	0	54.29

Sub.	438.00	80.00	0.00	0	417.16
-------------	---------------	--------------	-------------	----------	---------------

TAX DISTRICT: FORSYTH LEVY TYPE: Wine Off Premises

2020	75.00	25.00	0.00	0	50.00
Sub.	75.00	25.00	0.00	0	50.00

TAX DISTRICT: FORSYTH LEVY TYPE: WINE ON OFF


2020	50.00	0.00	0.00	0	45.83
2019	50.00	0.00	0.00	0	50.00
Sub.	100.00	0.00	0.00	0	95.83
Total	23,623.00	1,075.00	0.00	0	23,335.00

STATE OF NORTH CAROLINA
COUNTY OF FORSYTH

TAX COLLECTOR'S REPORT OF 2019
ACCOUNTS RECEIVABLE--REAL ESTATE

JOHN T. BURGISS, RES, Forsyth County Tax Collector, being duly
sworn, deposes and says the following:

A complete list of persons owning real property whose
taxes remain unpaid and the principal amount due as of July 1, 2020
has been filed with the Clerk to the Board of County Commissioners
and is available for inspection. The principal amount of taxes due
as of July 1, 2020, is \$1,665,826.09




John T. Burgiss, RES
County Tax Collector

Sworn to and subscribed
before me, this the 14th
day of July, 2020



Notary Public



STATE OF NORTH CAROLINA

COUNTY OF FORSYTH

TAX COLLECTOR'S REPORT OF
2019 ACCOUNTS RECEIVABLE -
PERSONAL PROPERTY

JOHN T. BURGESS, RES, Forsyth County Tax Collector, being duly
sworn, deposes and says the following:

A list of persons not owning real property whose
personal property taxes remain unpaid and the principal amount of
taxes due as of July 1, 2020, has been filed with the Clerk to the
Board of Commissioners and is available for inspection.

The principal amount of personal property taxes due as of July 1, 2020
is \$890,078.94 To this list I append my affidavit as to the
effort made to collect these taxes.




John T. Burgess, RES
County Tax Collector

Sworn to and subscribed

before me, this the 14th

day of July, 2020



Notary Public

STATE OF NORTH CAROLINA

COUNTY OF FORSYTH

TAX COLLECTOR'S REPORT OF
2019 ACCOUNTS RECEIVABLE -
MOTOR VEHICLES

JOHN T. BURGESS, RES, Forsyth County Tax Collector, being duly sworn, deposes and says the following:

A list of persons not owning real property whose motor vehicle taxes remain unpaid and the principal amount of taxes due as of July 1, 2020, has been filed with the Clerk to the Board of Commissioners and is available for inspection.

The principal amount of motor vehicle taxes due as of July 1, 2020 is \$15.66 To this list I append my affidavit as to the effort made to collect these taxes.





John T. Burgess, RES
County Tax Collector

Sworn to and subscribed

before me, this the 14th

day of July, 2020



Notary Public

STATE OF NORTH CAROLINA

COUNTY OF FORSYTH

TAX COLLECTOR'S REPORT OF
2019 SMALL UNDERPAYMENT AND OVERPAYMENT
OF TAXES RECEIVED PURSUANT TO G.S. 105-357(c)

JOHN T. BURGESS, RES, Forsyth County Tax Collector, being duly
sworn, deposes and says the following:


A complete list of "small underpayments and overpayments" of taxes
has been filed with the Clerk to the Board of County Commissioners and is
available for inspection. The amount of underpayments as of July 1, 2020 is \$776.42.
The amount of overpayments as of July 1, 2020 is \$178.24.



John T. Burgess, RES
County Tax Collector

Sworn to and subscribed

before me, this the 14th
day of July, 2020





Notary Public

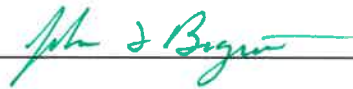
STATE OF NORTH CAROLINA

COUNTY OF FORSYTH

TAX COLLECTOR'S REPORT OF
MINIMAL TAXES PURSUANT TO
G.S. 105-321(f)

JOHN T. BURGESS, RES, Forsyth County Tax Collector, being duly
sworn, deposes and says the following:



A complete list of minimal taxes when the "total original principal amount is \$3.50 or
less" has been filed with the Clerk to the Board of County Commissioners and is
available for inspection. The total amount as of July 1, 2020 is \$5,505.53



John T. Burgess, RES
County Tax Collector

Sworn to and subscribed

before me, this the 14th
day of July, 2020



Notary Public